

[54] MULTI-RULE

[76] Inventor: Ulric M. Rocheleau, 135 Pearl St., St. Albans, Vt. 05478

[\*\*] Term: 14 Years

[21] Appl. No.: 956,633

[22] Filed: Nov. 1, 1978

[51] Int. Cl. .... D10-04

[52] U.S. Cl. .... D10/65

[58] Field of Search ..... D10/61, 62, 65; 33/495-500, 451, 456, 465, 478, 485, 471

[56] References Cited

U.S. PATENT DOCUMENTS

D. 220,061	3/1971	Kerns	.....	D10/62
828,510	8/1906	Ryden	.....	33/499
981,598	1/1911	Sandelin	.....	33/496
1,086,545	2/1914	Meister	.....	33/451 X
1,797,827	3/1931	Heimrich	.....	33/497

1,806,396	5/1931	Hartwell	.....	33/451
3,343,265	9/1967	Puetra	.....	33/478 X
4,144,650	3/1979	Rawlings	.....	33/451

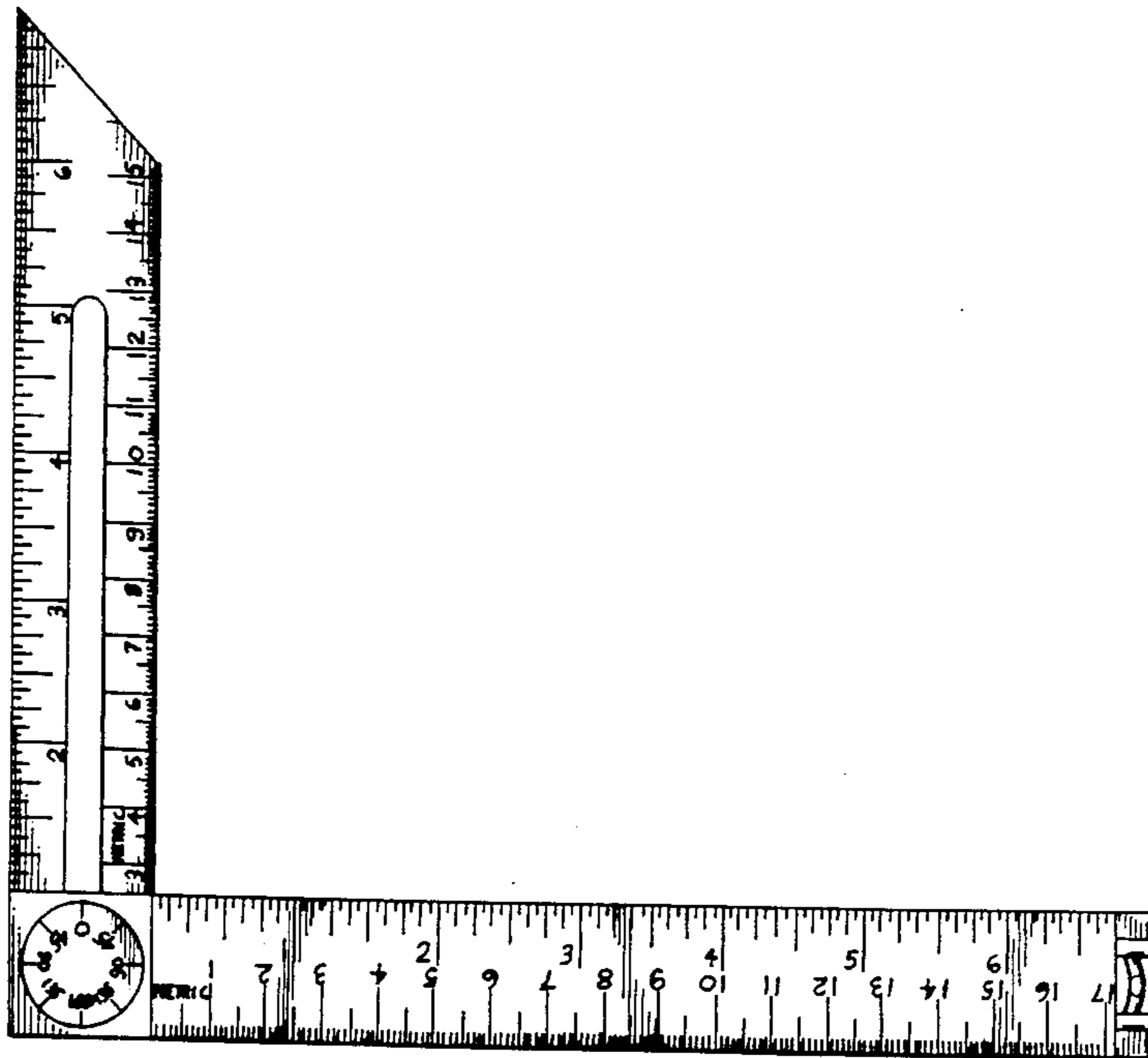
Primary Examiner—Nelson C. Holtje  
Attorney, Agent, or Firm—Thomas N. Neiman

[57] CLAIM

The ornamental design for a multi-rule, as shown and described.

DESCRIPTION

FIG. 1 is a top plan view of a multi-rule showing my new design;  
 FIG. 2 is a side elevational view thereof with the blade in the folded position, the rear being substantially a mirror image thereto;  
 FIG. 3 is bottom plan view thereof with the blade in the folded position;  
 FIG. 4 is a right side elevational view thereof with the blade in the folded position; and  
 FIG. 5 is a left side elevational view thereof with the blade in the folded position.



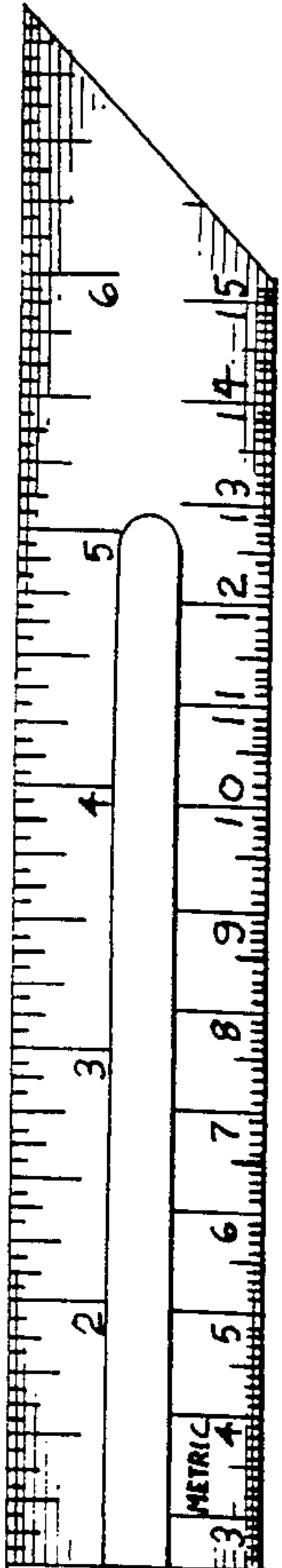


FIG. 5

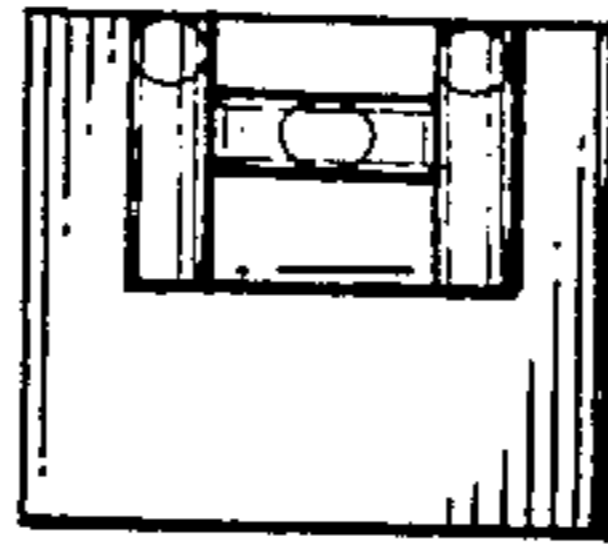


FIG. 4

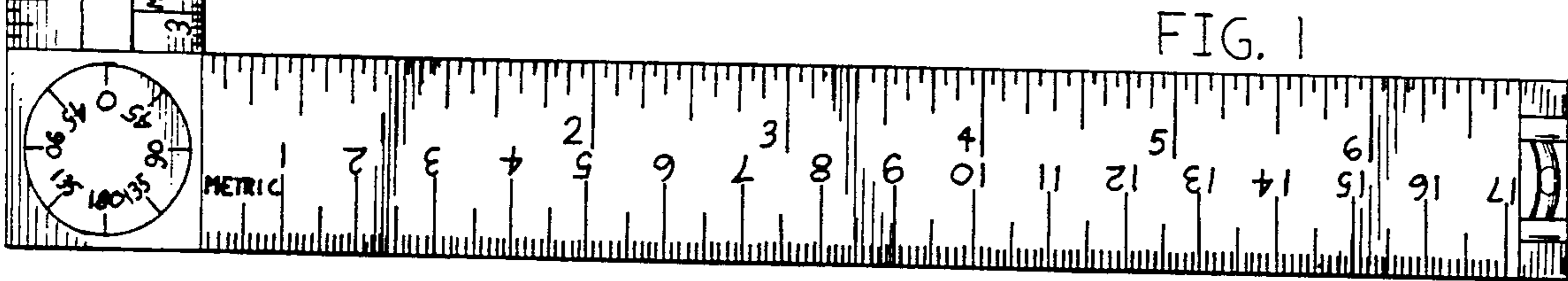
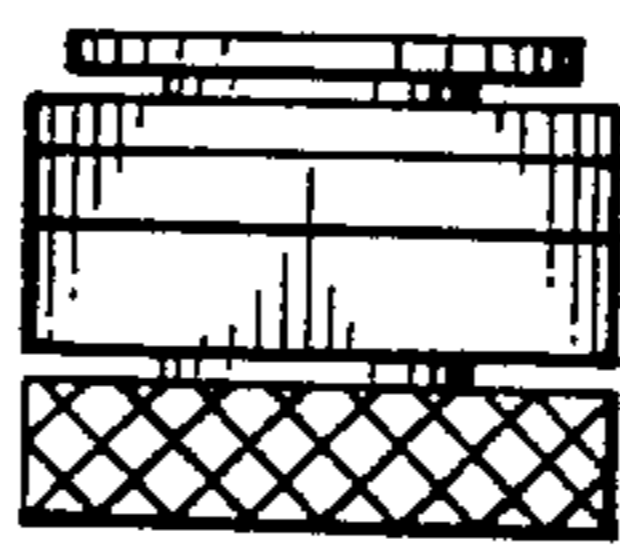


FIG. 1

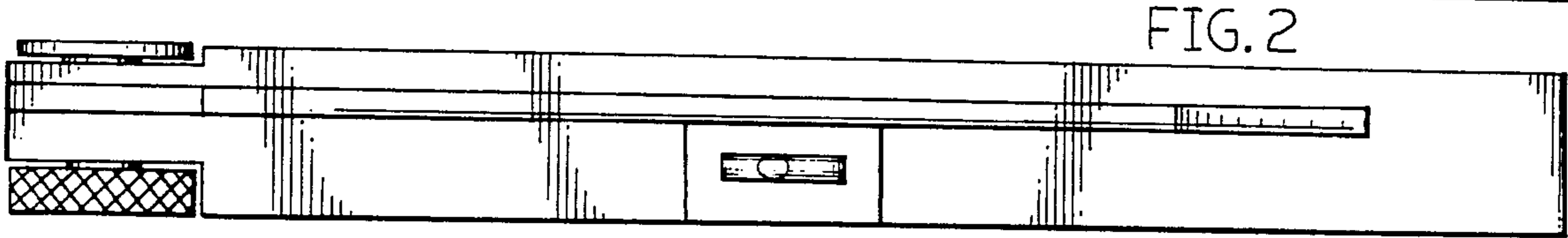


FIG. 2

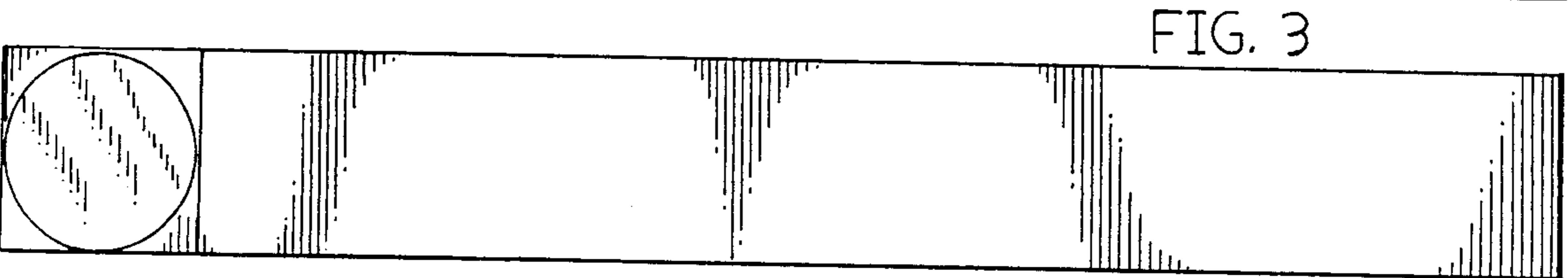


FIG. 3