

[54] **KNOB**
 [75] **Inventor:** Teresa R. B. Pittenger, Rockford, Ill.
 [73] **Assignee:** Amerock Corporation, Rockford, Ill.
 [*] **Notice:** The portion of the term of this patent subsequent to Apr. 3, 1993, has been disclaimed.
 [**] **Term:** 14 Years
 [21] **Appl. No.:** 106,236
 [22] **Filed:** Dec. 21, 1979
 [51] **Int. Cl.** D8-06
 [52] **U.S. Cl.** D8/310
 [58] **Field of Search** D8/300, 301, 305-307, D8/310-320, 350-353; 16/110 R, 111 R, 121, 127; 292/342

[56] **References Cited**
 U.S. PATENT DOCUMENTS
 D. 251,474 4/1979 Pittenger D8/310
Primary Examiner—B. J. Bullock
Attorney, Agent, or Firm—Leydig, Voit, Osann, Mayer & Holt, Ltd.

[57] **CLAIM**
 The ornamental design for a knob, as shown.

DESCRIPTION
 FIG. 1 is a front elevational view of a knob incorporating my new design.
 FIG. 2 is a side view of the knob.
 FIG. 3 is an enlarged sectional view taken in the direction of the arrows on line 3—3 of FIG. 1.






FIG. 1.




FIG. 2.

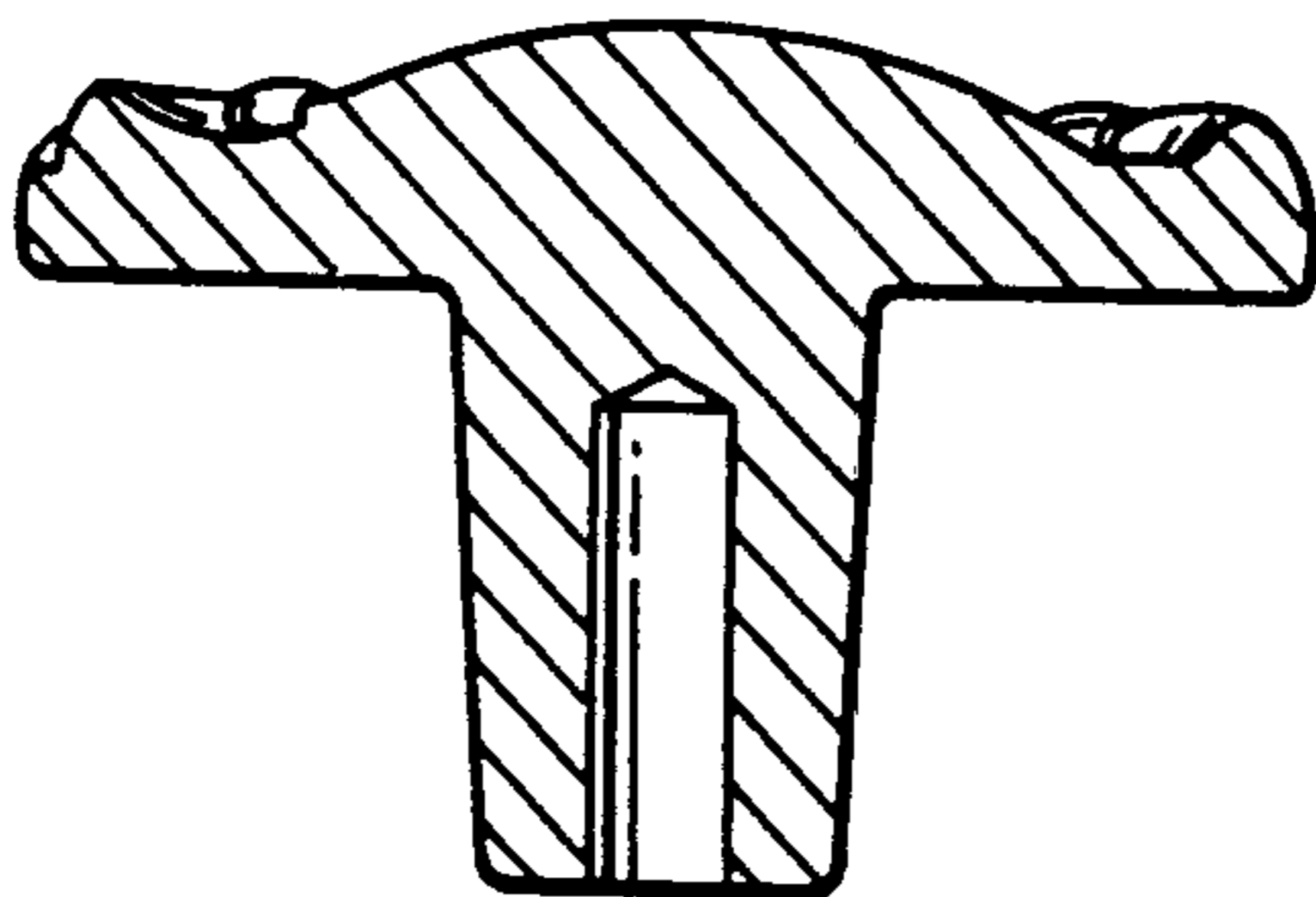


FIG. 3.