

[54] SPOON STRAW

2,334,535 11/1943 Bandell ..... 30/141 X  
3,648,369 3/1972 Frodsham ..... 30/141

[75] Inventor: Vaughn D. Frodsham, Tustin, Calif.

Primary Examiner—Winifred E. Herrmann  
Attorney, Agent, or Firm—Wm. Jacquet Gribble

[73] Assignee: Howard L. Huntington, Anaheim, Calif. ; a part interest

[\*\*] Term: 14 Years

[57] CLAIM

The ornamental design for a spoon straw, as shown and described.

[21] Appl. No.: 938,428

[22] Filed: Aug. 31, 1978

DESCRIPTION

[51] Int. Cl. .... D07-06

FIG. 1 is a top plan view of a spoon straw showing my new design;

[52] U.S. Cl. .... D7/42; D7/148

FIG. 2 is a side elevation thereof;

[58] Field of Search ..... D7/148, 149, 42; 30/141, 324

FIG. 3 is a bottom plan view thereof;

FIG. 4 is a left end view thereof;

FIG. 5 is a right end view thereof; and

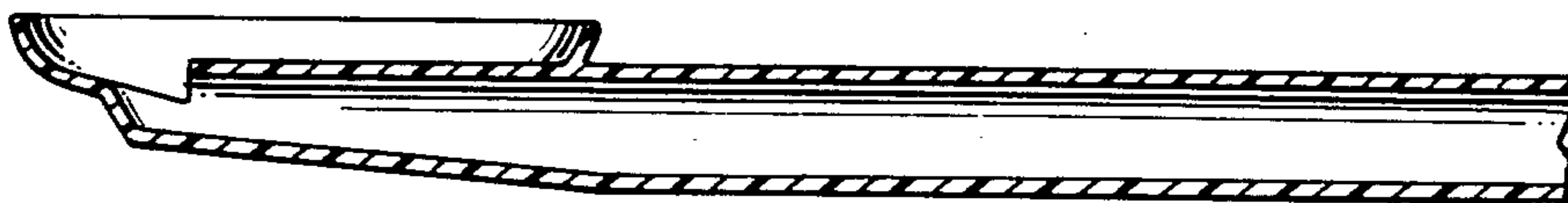
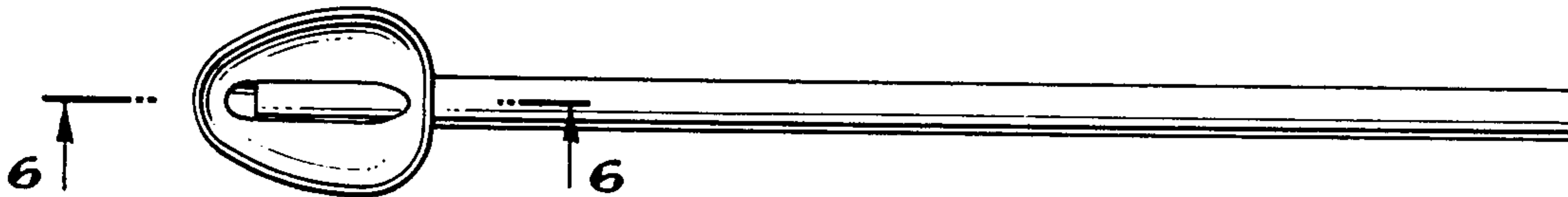
FIG. 6 is a fragmentary sectional elevation to an enlarged scale taken along line 6-6 of FIG. 1.

The side not shown is similar to the side shown in FIG. 2.

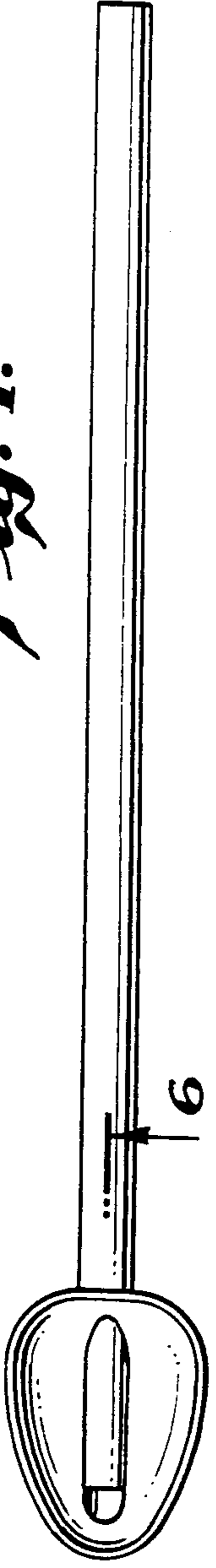
[56] References Cited

U.S. PATENT DOCUMENTS


674,446 5/1901 Marx ..... D7/42 X  
1,666,106 4/1928 Norman ..... 30/141



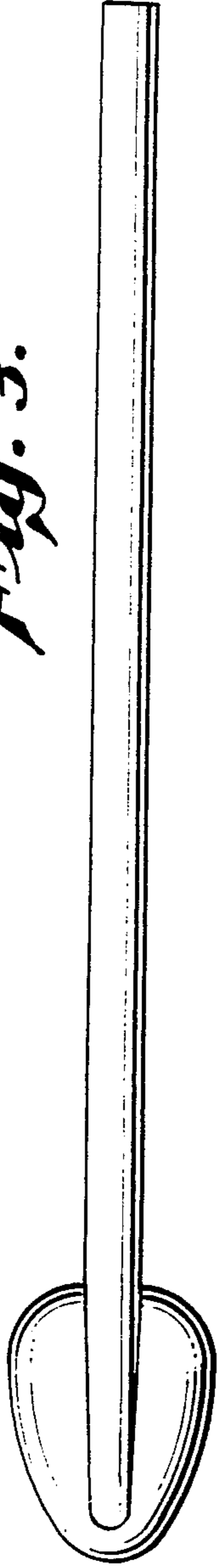
*Fig. 1.*



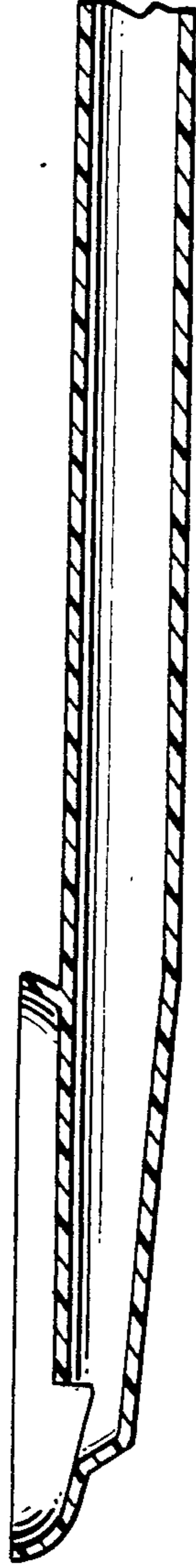
*Fig. 2.*



*Fig. 3.*



*Fig. 6.*



*Fig. 4.*



*Fig. 5.*

