

- [54] **DISPLAY STAND FOR MERCHANDISE**
- [75] Inventors: **Robert Crane**, Piscataway; **Seymour Mayerson**, Somerset, both of N.J.
- [73] Assignee: **Burlington Industries, Inc.**, Greensboro, N.C.
- [**] Term: **14 Years**
- [21] Appl. No.: **3,933**
- [22] Filed: **Jan. 16, 1979**
- [51] Int. Cl. **D20-02**
- [52] U.S. Cl. **D6/157; D6/27; D6/186**
- [58] **Field of Search** **D6/20, 23-25, D6/27-29, 85, 139, 157, 181, 184, 186, 188-190, 145; 211/13; 108/28-31, 59, 92, 94**

D. 99,143 3/1936 Sunderhauf D6/181

OTHER PUBLICATIONS

Edwin Freed Cat., p. 18, Pedestals (upper right).

Primary Examiner—B. J. Bullock

Attorney, Agent, or Firm—Cushman, Darby & Cushman

[57] **CLAIM**

The ornamental design for a display stand for merchandise, substantially as shown and described.

DESCRIPTION

FIG. 1 is a perspective view of a display stand for merchandise showing our new design, it being understood that the undisclosed upper surface of the tallest pedestal is identical to those shown;


FIG. 2 is a rear elevational view thereof;

FIG. 3 is a reduced top plan view thereof, the bottom being flat and unornamented;

FIG. 4 is a reduced side elevational view taken from the right of FIG. 1, the side opposite being a mirror image thereof.

[56] **References Cited**
U.S. PATENT DOCUMENTS

- D. 85,007 9/1931 Sinykin D6/186
- D. 97,770 12/1935 Harper D6/145






Fig. 1

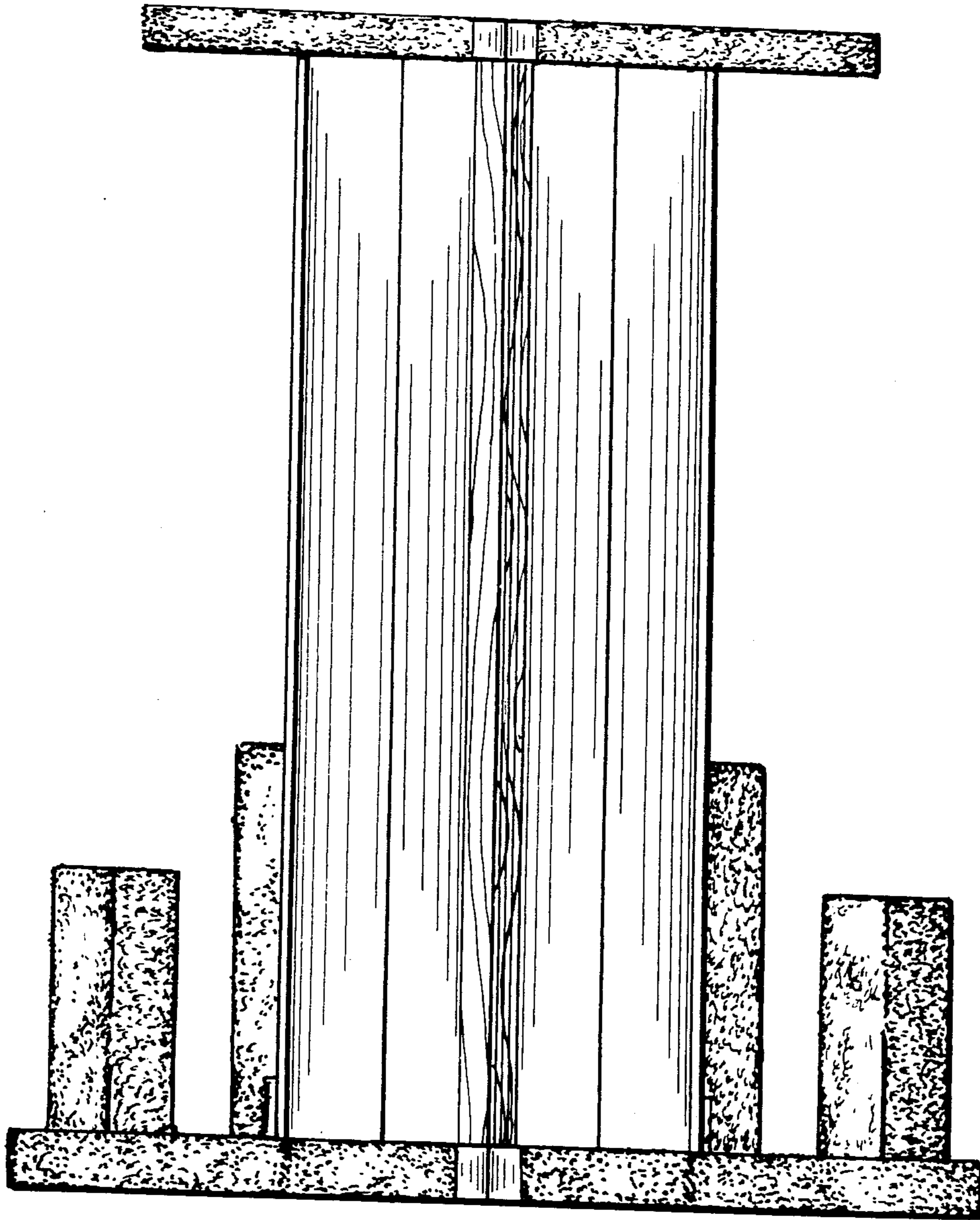


Fig. 2

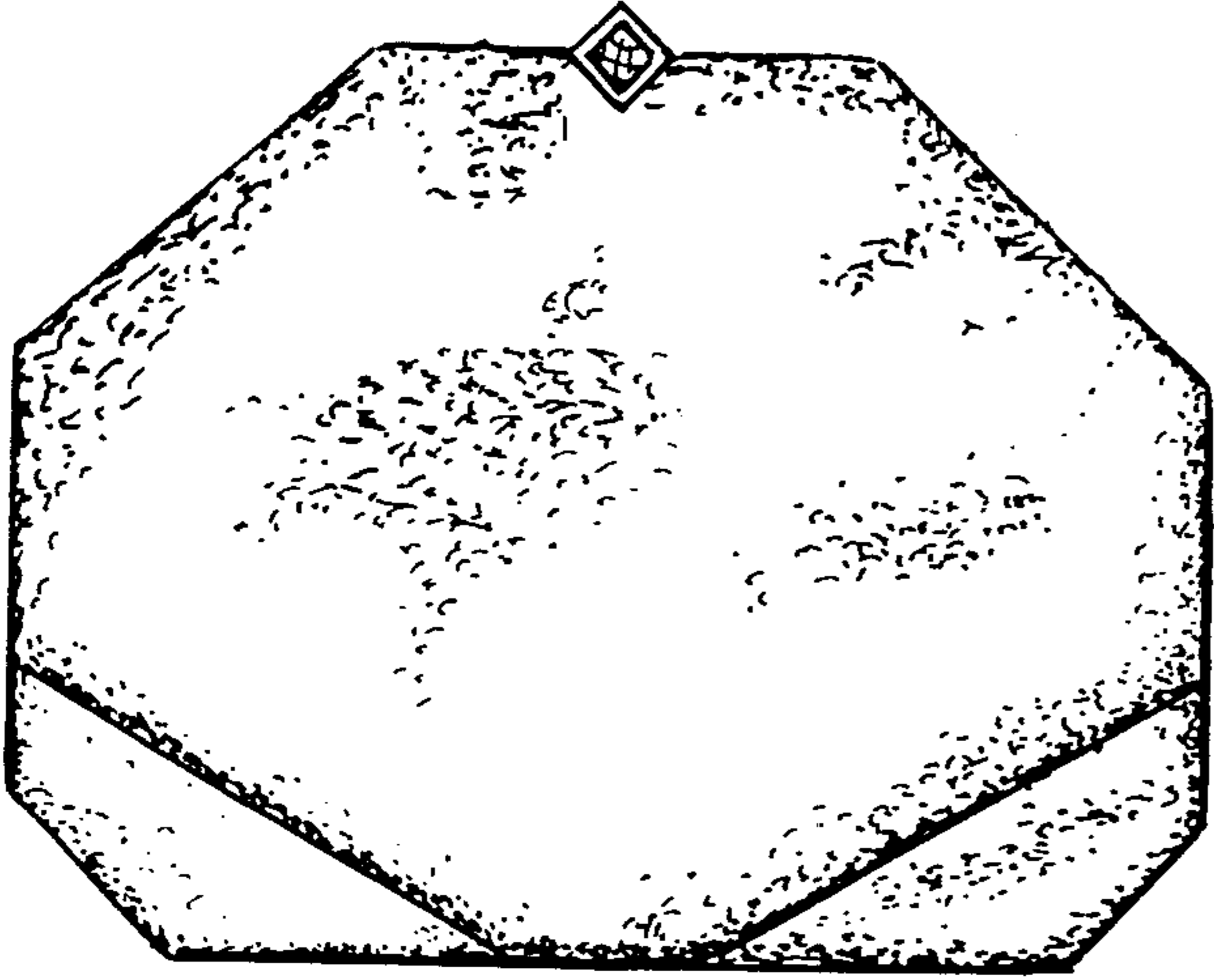


Fig. 3

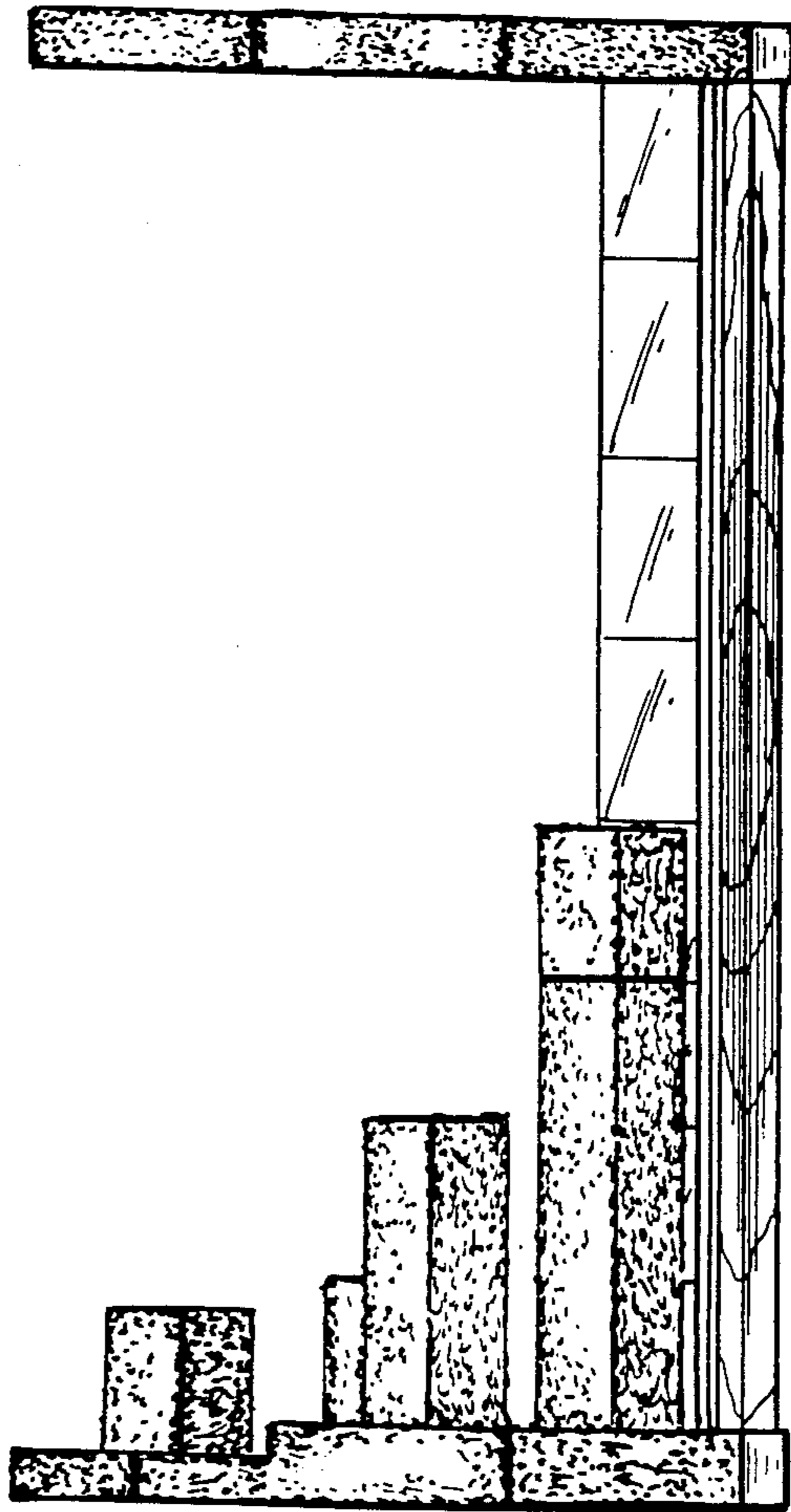


Fig. 4