

[54] ELECTRONIC FLASH DEVICE

[75] Inventor: Peter T. Quinn, Littleton, Colo.

[73] Assignee: Rollei of America, Inc., Littleton, Colo.

[\*\*] Term: 14 Years

[21] Appl. No.: 943,346

[22] Filed: Sep. 18, 1978

[51] Int. Cl. .... D16-05

[52] U.S. Cl. .... D16/42

[58] Field of Search ..... D16/42; 354/126, 132, 354/145, 202, 288, 295; 362/3-18

[56] References Cited

U.S. PATENT DOCUMENTS

- D. 233,258 10/1974 Prochnow et al. .... D16/42
- D. 233,259 10/1974 Prochnow et al. .... D16/42
- D. 237,650 11/1975 Ullmann ..... D16/42

- D. 241,538 9/1976 Swayze ..... D16/42
- D. 250,475 12/1978 Kando ..... D16/42

Primary Examiner—Catherine E. Kemper  
Attorney, Agent, or Firm—Allegretti, Newitt, Witcoff & McAndrews

[57] CLAIM

The ornamental design for an electronic flash device, as shown and described.

DESCRIPTION

- FIG. 1 is a perspective view of my flash device showing my new design;
- FIG. 2 is a front view thereof;
- FIG. 3 is a side view of the right side thereof, as seen in FIG. 2;
- FIG. 4 is a top plan view thereof;
- FIG. 5 is a rear view thereof;
- FIG. 6 is a side view of the left side thereof, as seen in FIG. 2;
- FIG. 7 is a bottom plan view thereof.

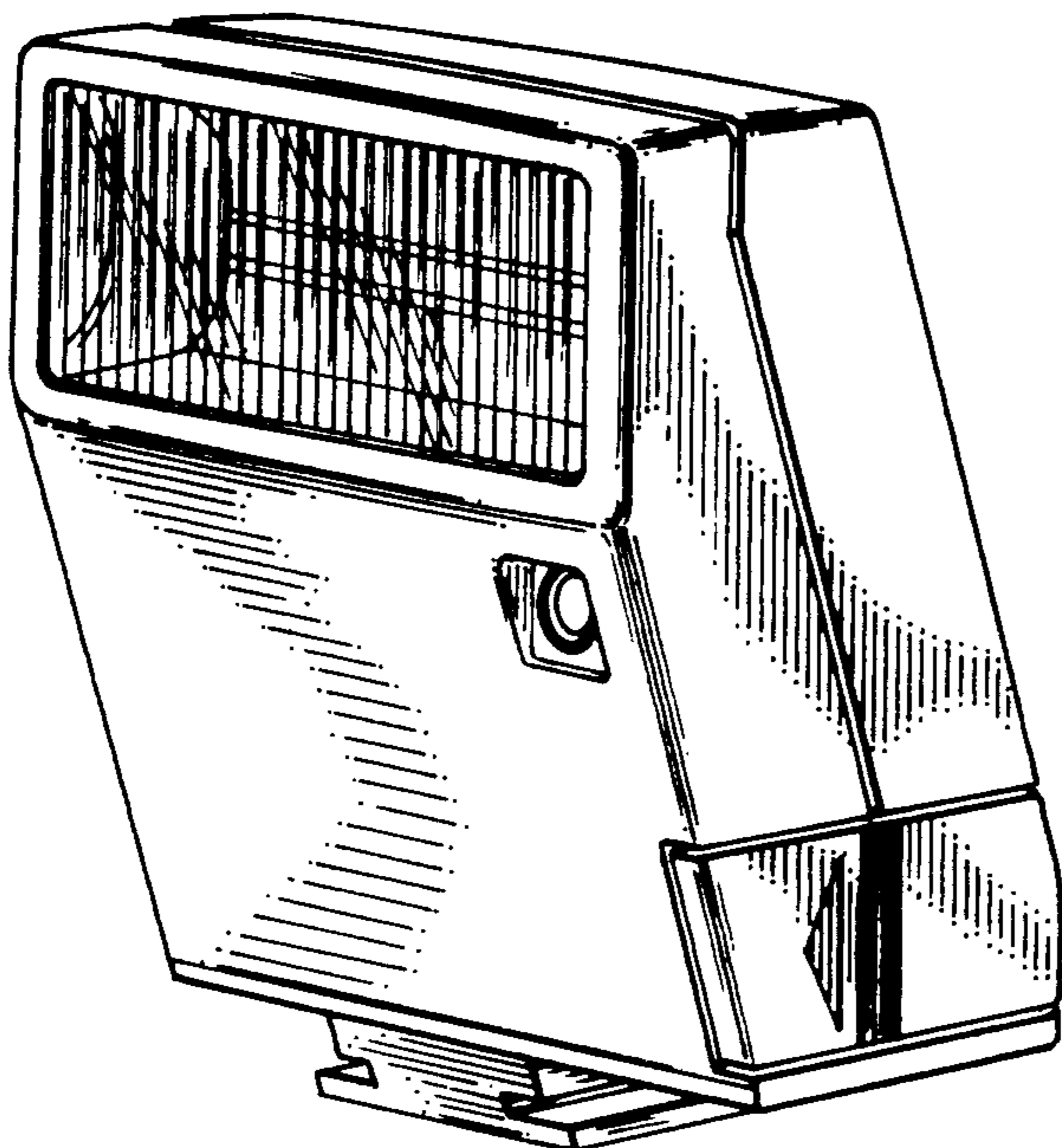


Fig. 1




Fig. 2

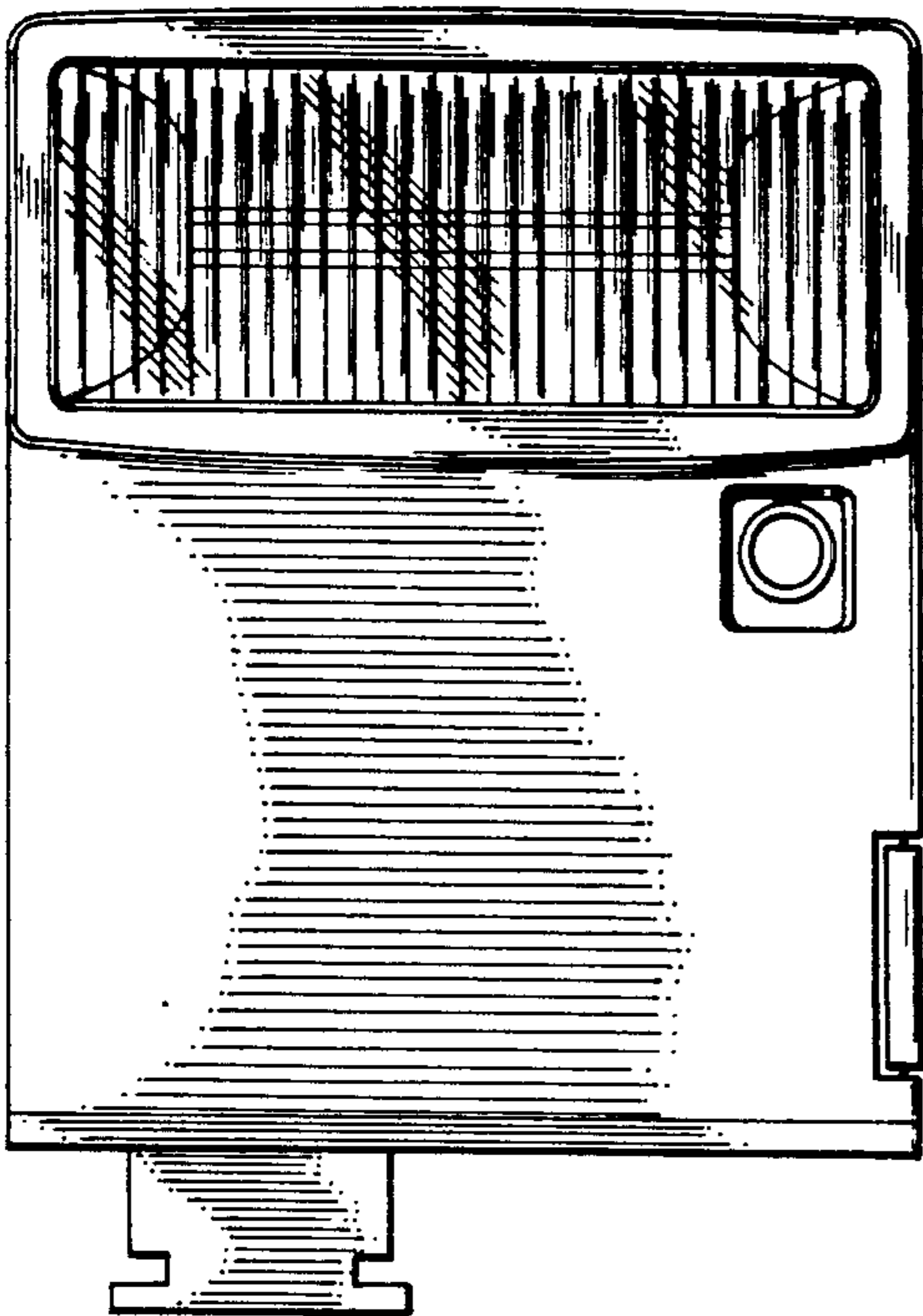


Fig. 3

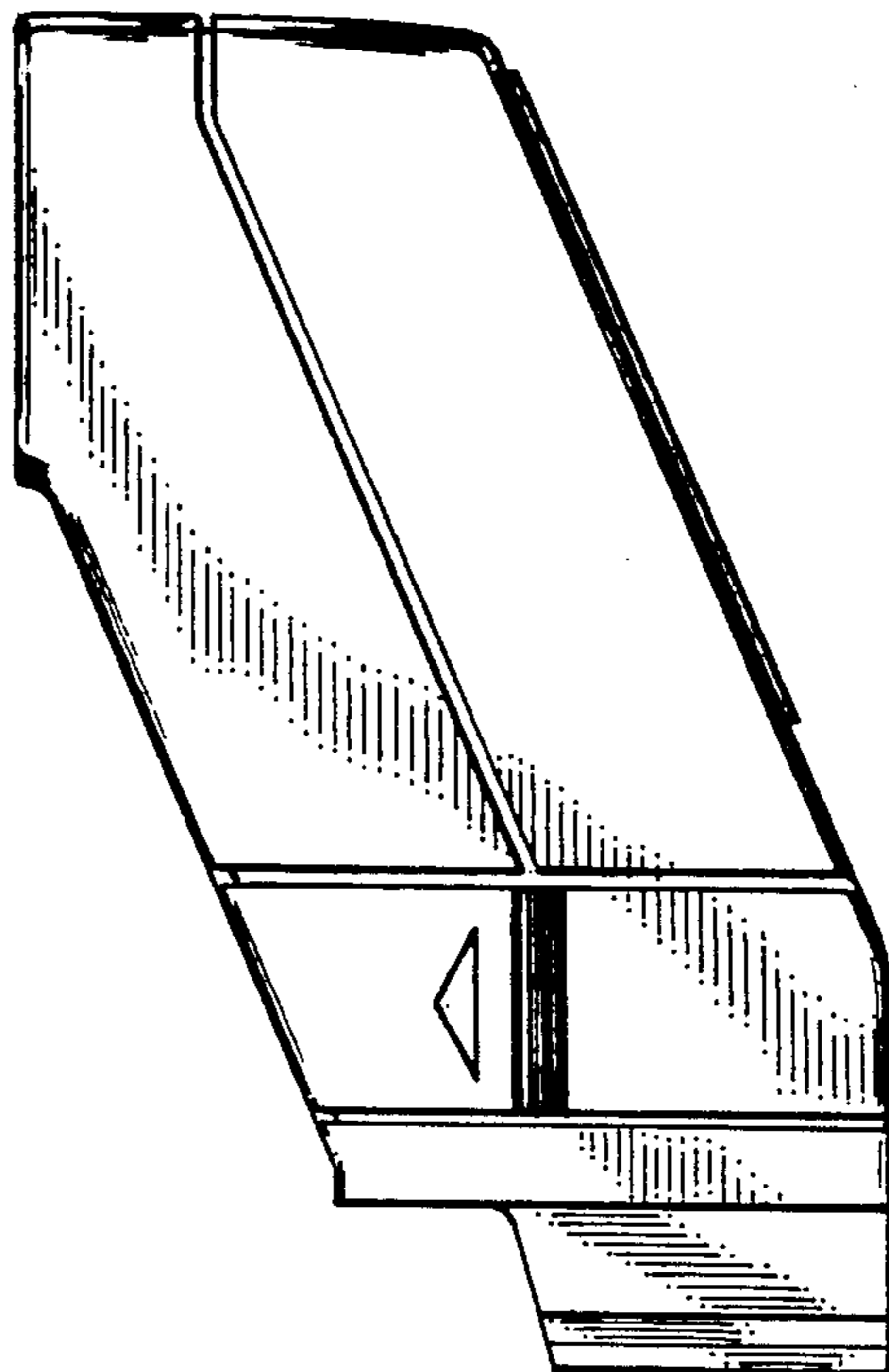


Fig. 4




Fig. 7




Fig. 5




Fig. 6

