

[54] SEWING CABINET

[75] Inventors: Robert V. Haas, Edison; Robert S. Peets, Island Heights, both of N.J.

[73] Assignee: The Singer Company, Stamford, Conn.

[**] Term: 14 Years

[21] Appl. No.: 952,876

[22] Filed: Oct. 18, 1978

[51] Int. Cl. D06-04

[52] U.S. Cl. D6/40; D6/164; D6/170

[58] Field of Search D6/40, 164, 160, 169, D6/170, 153, 159; 312/314, 317, 312, 237

[56] References Cited

U.S. PATENT DOCUMENTS

D. 243,902	4/1977	Carter	D6/169
1,700,924	2/1929	Cushman	312/237
3,438,687	4/1969	Wikey	312/312
3,479,103	11/1969	Geier	312/237
3,540,788	11/1970	Lundquist	312/237
3,748,010	7/1973	Garte	312/314

FOREIGN PATENT DOCUMENTS

50-407022 5/1975 Japan .

OTHER PUBLICATIONS

Interiors, vol. 132, Dec. 1972; p. 113, Item #1, "Storrobe," by Simmons Co.

Primary Examiner—Joel Stearman

Assistant Examiner—Carmen H. Vales

Attorney, Agent, or Firm—James M. Trygg; Robert E. Smith; Edward L. Bell

[57] CLAIM

The ornamental design for a sewing cabinet, substantially as shown and described.

DESCRIPTION

FIG. 1 is a front perspective view of the sewing cabinet showing our new design;

FIG. 2 is a front perspective view of the sewing cabinet with the front door open and the sewing machine supporting platform extended;

FIG. 3 is a front elevational view of the sewing cabinet shown in FIG. 1;


FIG. 4 is a right side elevational view thereof;

FIG. 5 is a top plan view thereof;

FIG. 6 is a rear elevational view thereof;

FIG. 7 is a left side elevational view thereof; and

FIG. 8 is a bottom plan view thereof.






Fig. 1




Fig. 2

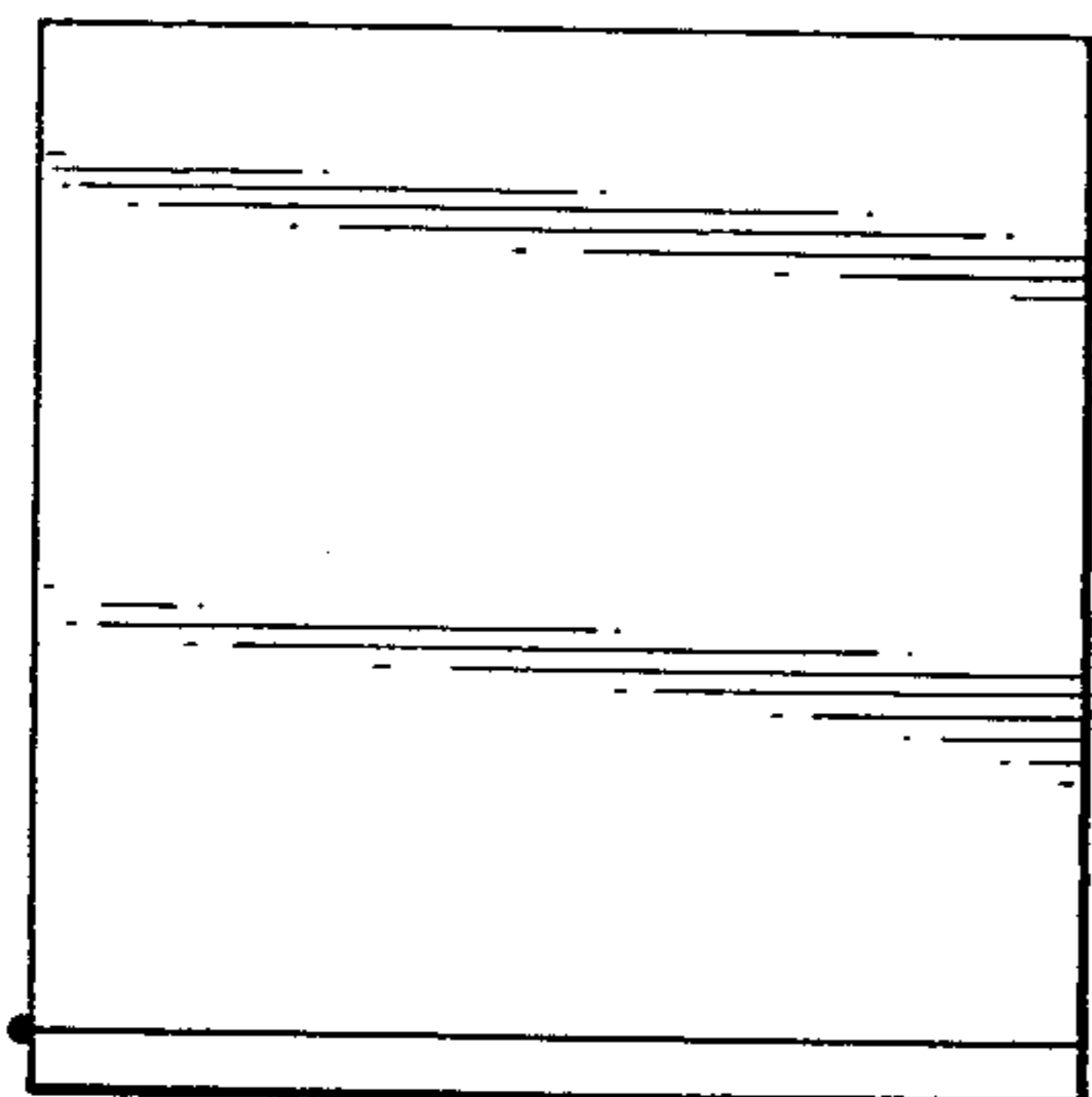


Fig. 5




Fig. 3

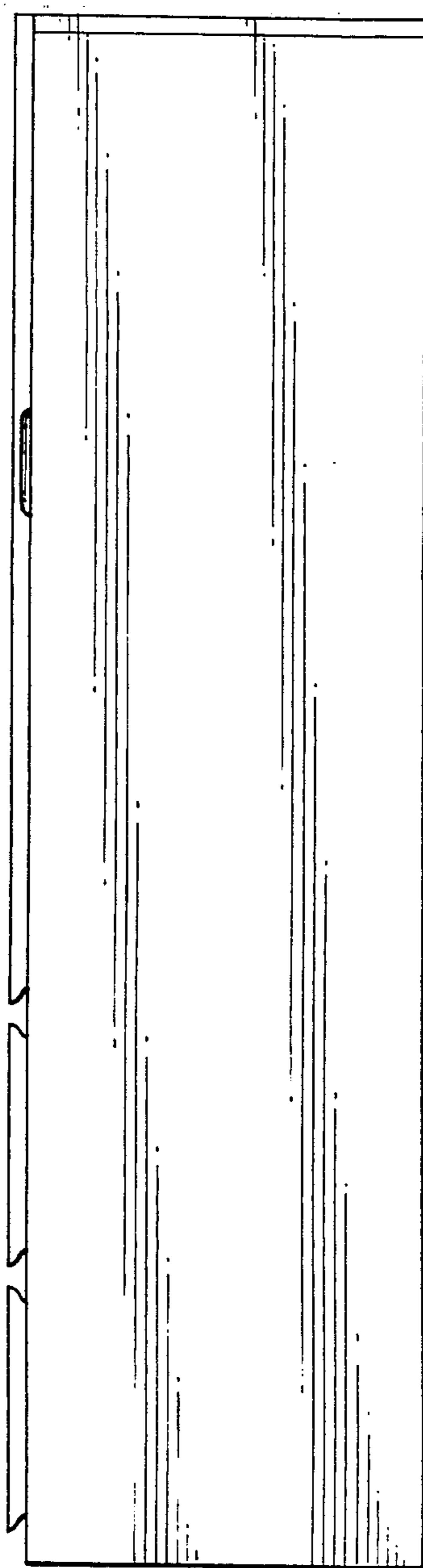


Fig. 4

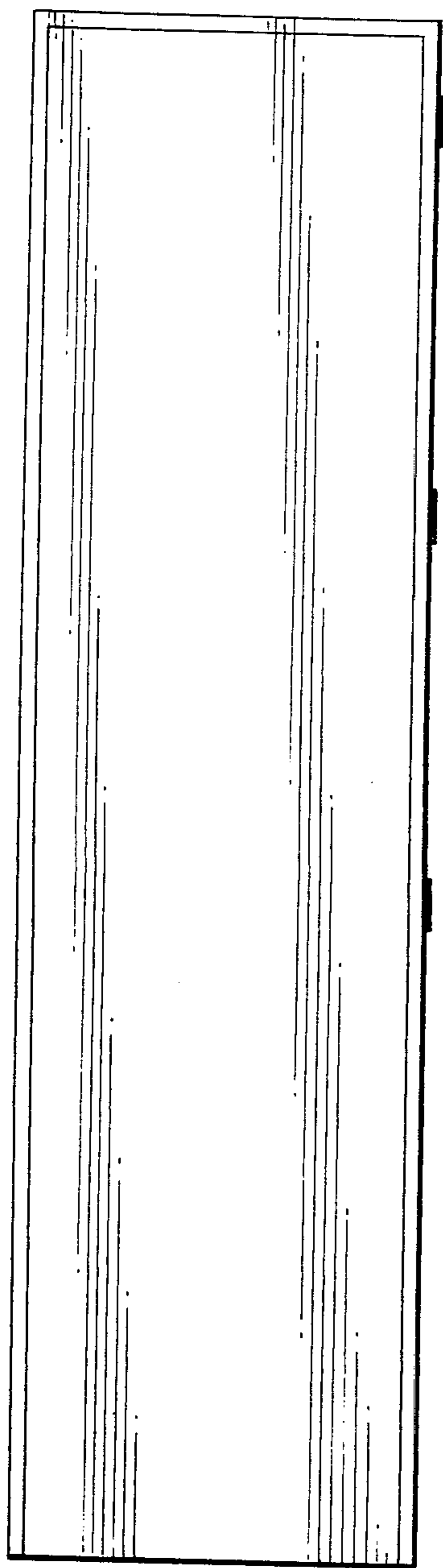


Fig. 6




Fig. 7

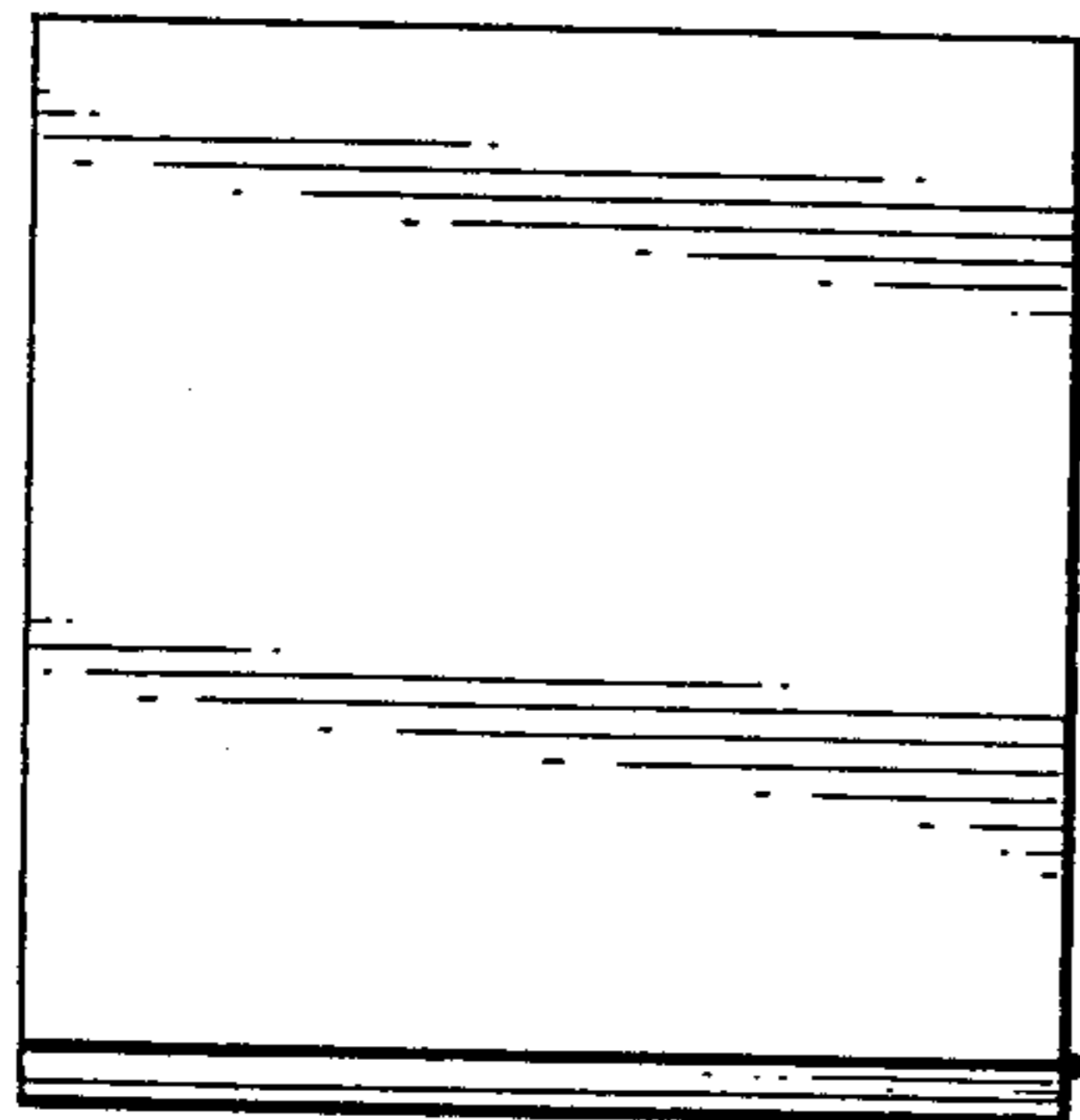


Fig. 8