

[54] TELEPHONE STAND

[75] Inventors: Donald M. Genaro, Haworth, N.J.;
John N. McGarvey, Drexel Hill, Pa.

[73] Assignee: Bell Telephone Laboratories,
Incorporated, Murray Hill, N.J.

[**] Term: 14 Years

[21] Appl. No.: 936,701

[22] Filed: Aug. 25, 1978

[51] Int. Cl. D14-03

[52] U.S. Cl. D14/60

[58] Field of Search D14/60, 53, 52, 65;
179/179, 178, 100 R, 100 C, 100 D, 146 R

[56] References Cited

U.S. PATENT DOCUMENTS

D. 231,836	6/1974	Genaro et al.	D14/60
D. 237,506	11/1975	Genaro et al.	D14/60
D. 245,113	7/1977	Genaro et al.	D14/60
D. 250,108	10/1978	Genaro et al.	D14/60
3,941,951	3/1976	Engstrom et al.	179/179

Primary Examiner—Bernard Ansher
Attorney, Agent, or Firm—Harry L. Newman

[57] CLAIM

The ornamental design of a telephone stand, substantially as shown and described.

DESCRIPTION

FIG. 1 is a top front perspective view of a telephone stand embodying our new design;
 FIG. 2 is a front elevation thereof;
 FIG. 3 is a side elevation as seen in the direction of arrows 3—3 of FIG. 2;
 FIG. 4 is a side elevation as seen in the direction of arrows 4—4 of FIG. 2;
 FIG. 5 is a top plan view thereof;
 FIG. 6 is a bottom plan view thereof;
 FIG. 7 is a top plan front perspective view of a modified embodiment of the telephone stand illustrated in FIG. 1; and
 FIG. 8 is an enlarged fragmentary cross-section taken on line 8—8 of FIG. 7.
 The broken lines illustrating the telephone handset are shown for illustrative purposes only.

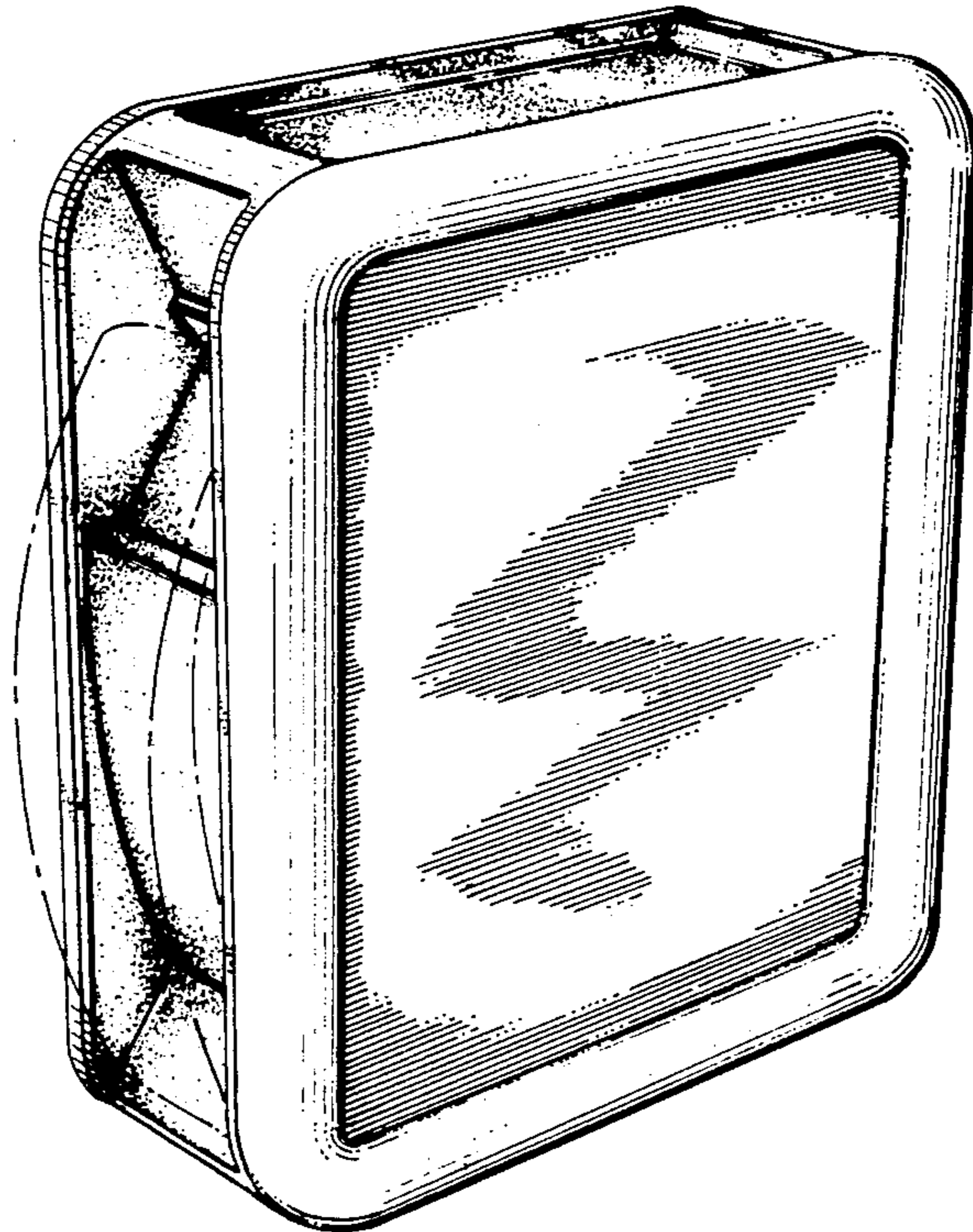


FIG. 1

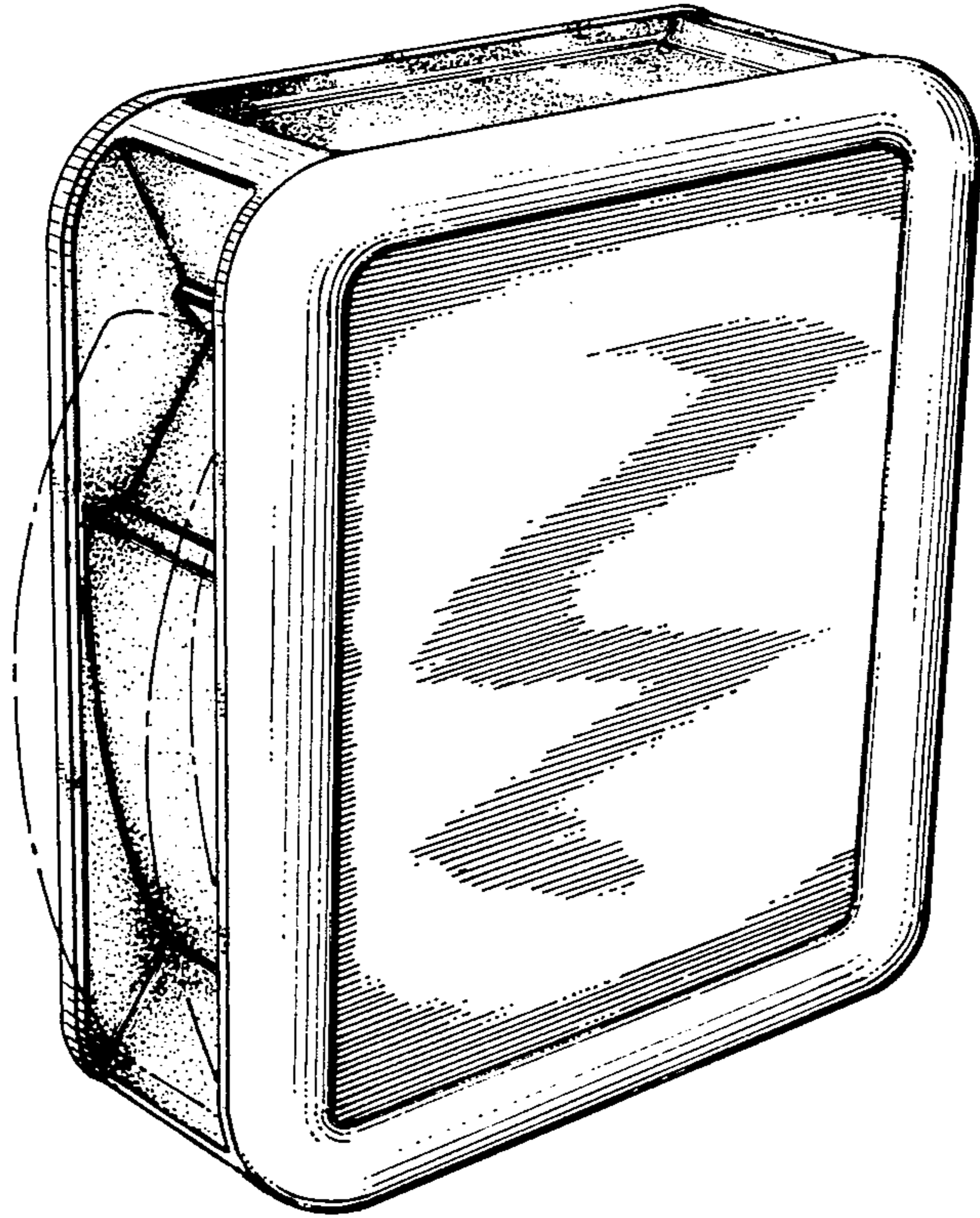


FIG. 2




FIG. 3

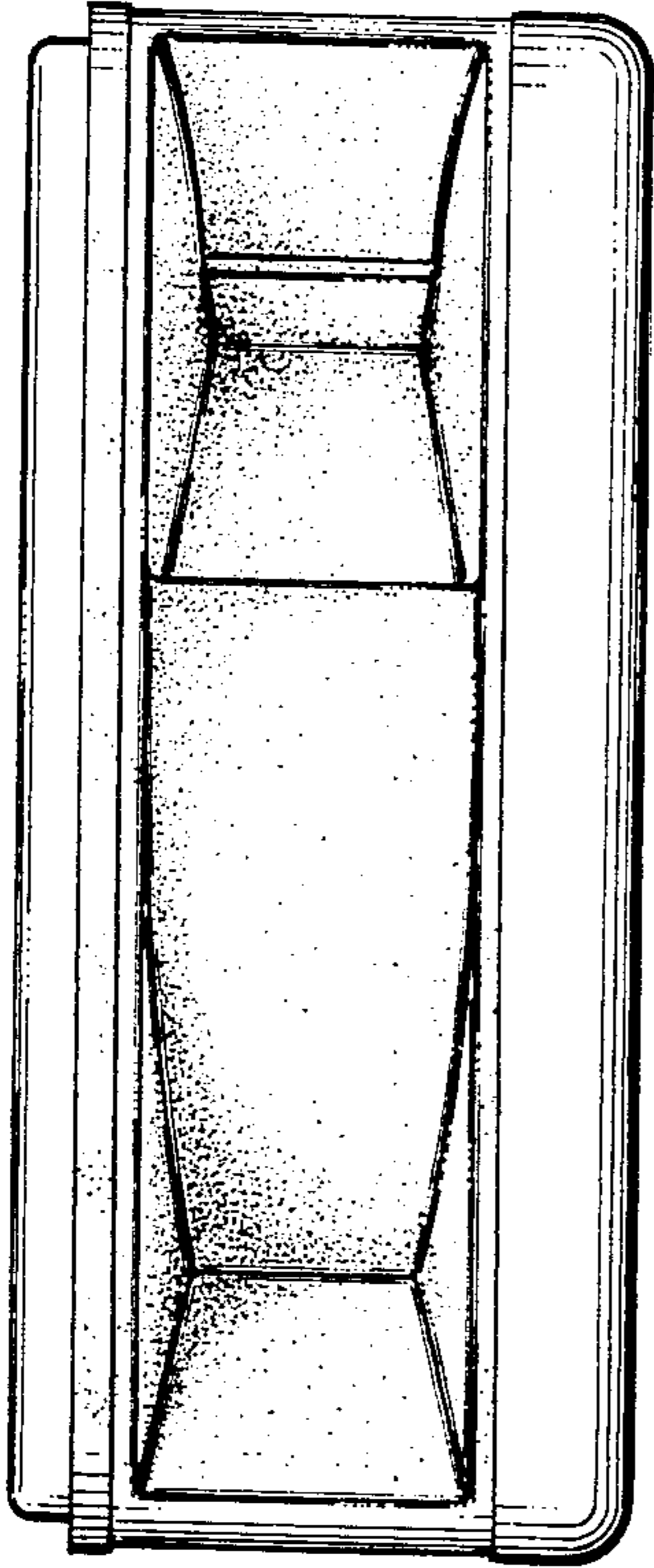


FIG. 4

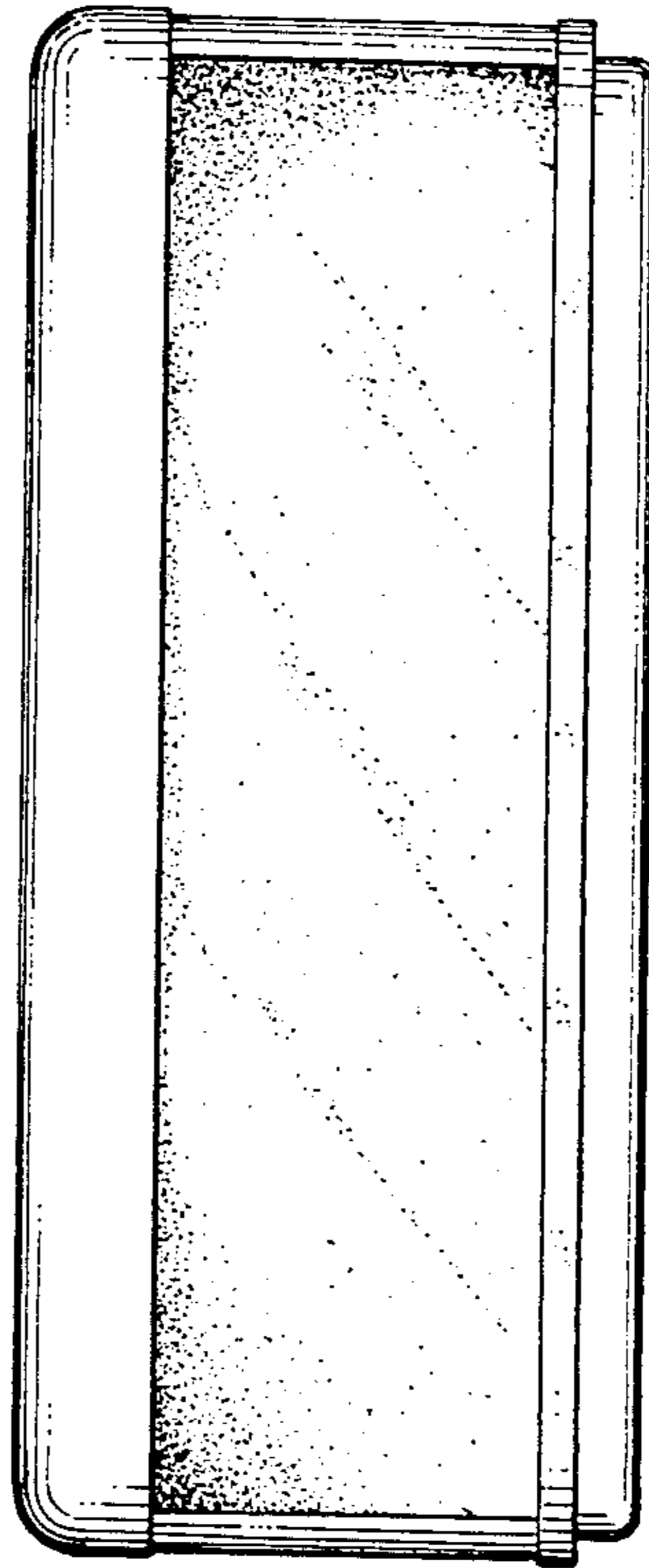


FIG. 5




FIG. 6




FIG. 7




FIG. 8

