

[54] TOOL HOLDER

[75] Inventor: Sven P. Nordlund, Kåge, Sweden

[73] Assignee: Handelsbolaget Nordlunds  
Karosseriverkstad, Sven &  
Anna-Stina Nordlund, Kåge, Sweden

[\*\*] Term: 14 Years

[21] Appl. No.: 50,090

[22] Filed: Jun. 19, 1979

[51] Int. Cl. .... D6-04; D23-02

[52] U.S. Cl. .... D6/125; D6/94;  
D6/114

[58] Field of Search ..... D6/94, 114, 125, 157;  
D15/140; 211/13, 60 R, 60 T, 87, 88, 90;  
248/309 R

[56] References Cited

U.S. PATENT DOCUMENTS

D. 251,819 5/1979 Nuttall et al. .... D6/125  
1,170,231 2/1916 Flint ..... D6/94

2,903,138 9/1959 Brown ..... 211/60 T  
2,974,804 3/1961 Maro ..... 211/60 T  
4,140,256 2/1979 King ..... D6/125

FOREIGN PATENT DOCUMENTS

2707585 7/1978 Fed. Rep. of Germany ..... 211/60 T  
1543383 4/1979 United Kingdom ..... 211/60 T

Primary Examiner—B. J. Bullock  
Attorney, Agent, or Firm—Fleit & Jacobson

[57] CLAIM

The ornamental design for a tool holder, substantially as shown and described.

DESCRIPTION

FIG. 1 is a front elevational view of a tool holder showing my new design;

FIG. 2 is an end elevational view taken from the right of FIG. 1;

FIG. 3 is a top plan view thereof;

FIG. 4 is a rear elevational view thereof;

FIG. 5 is a perspective view thereof.

The tool holder is shown broken away to indicate indeterminate length.

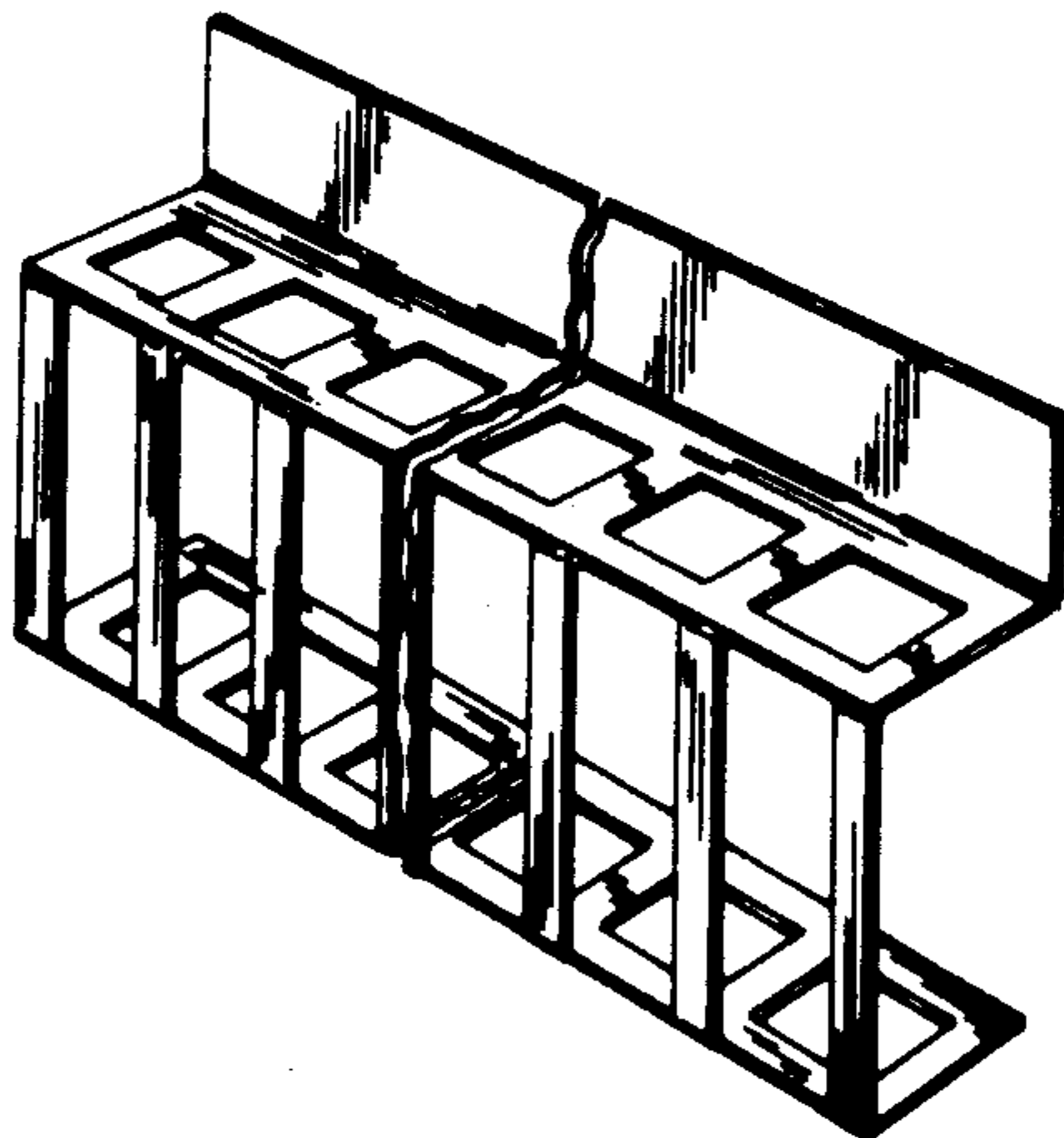


Fig. 2

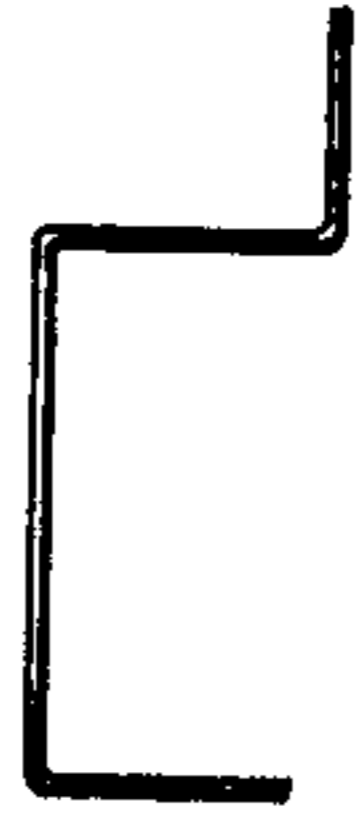


Fig. 1

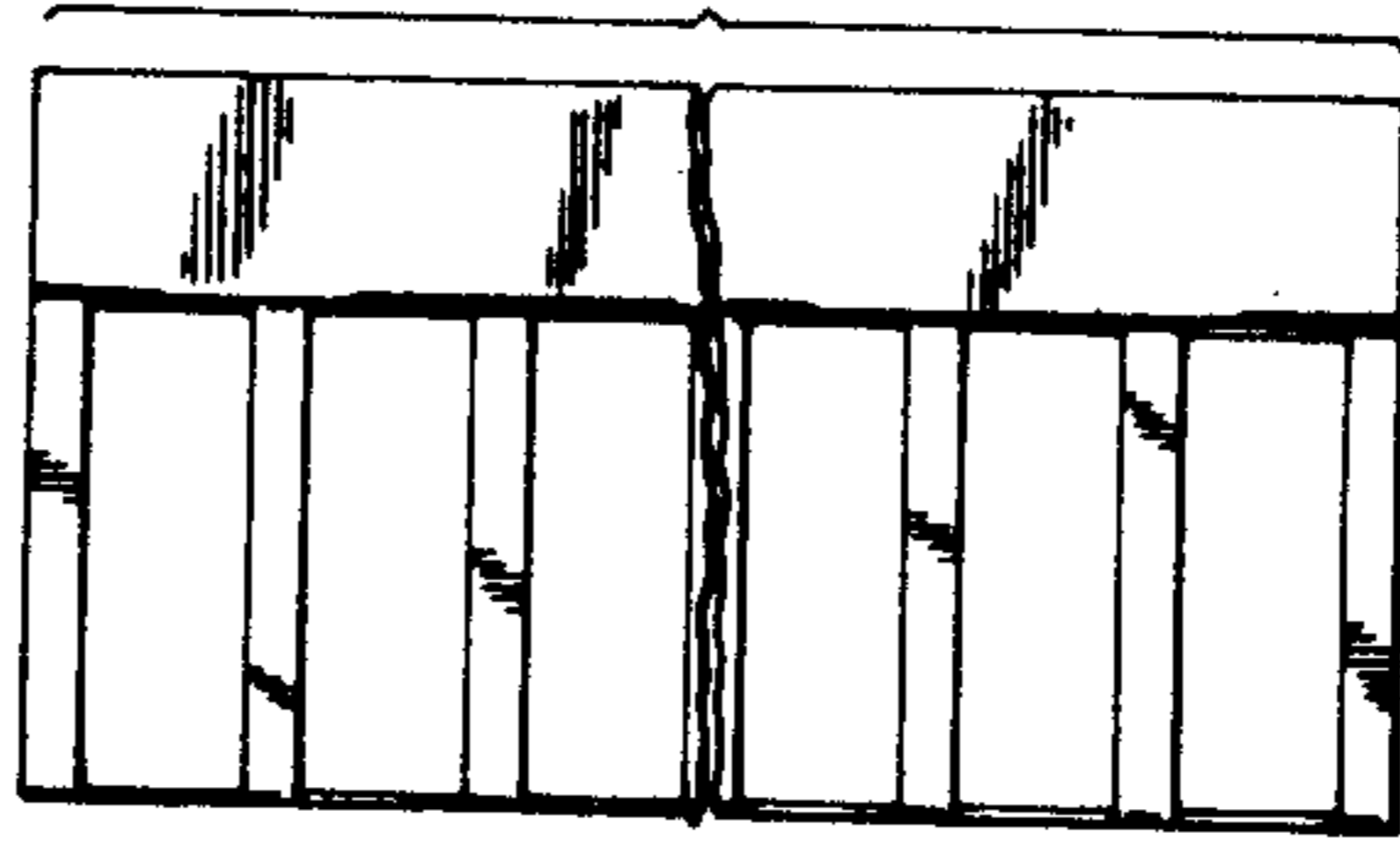


Fig. 3

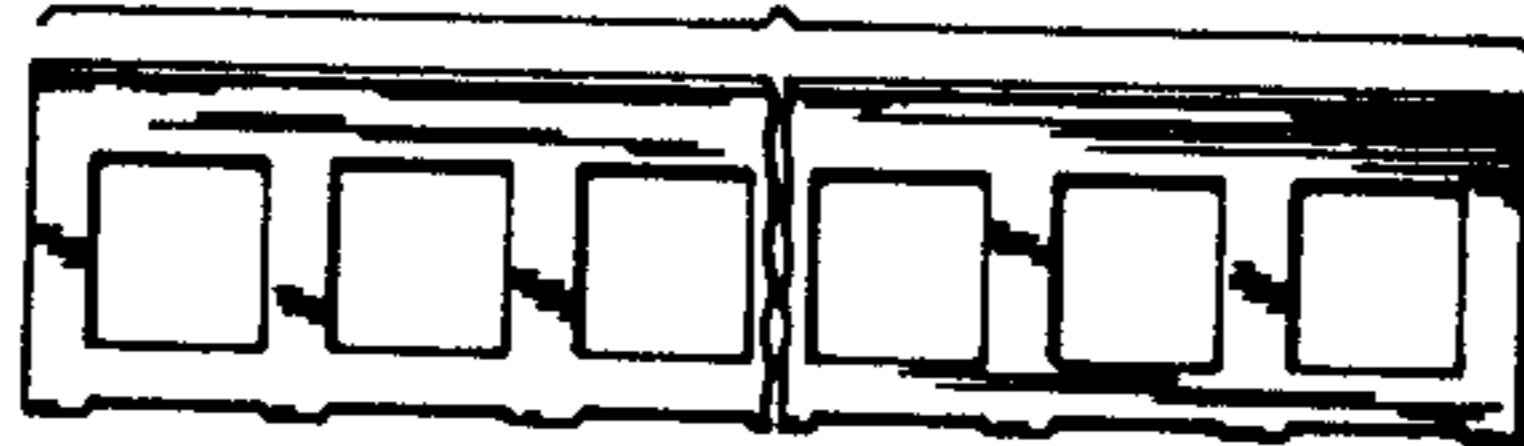


Fig. 4

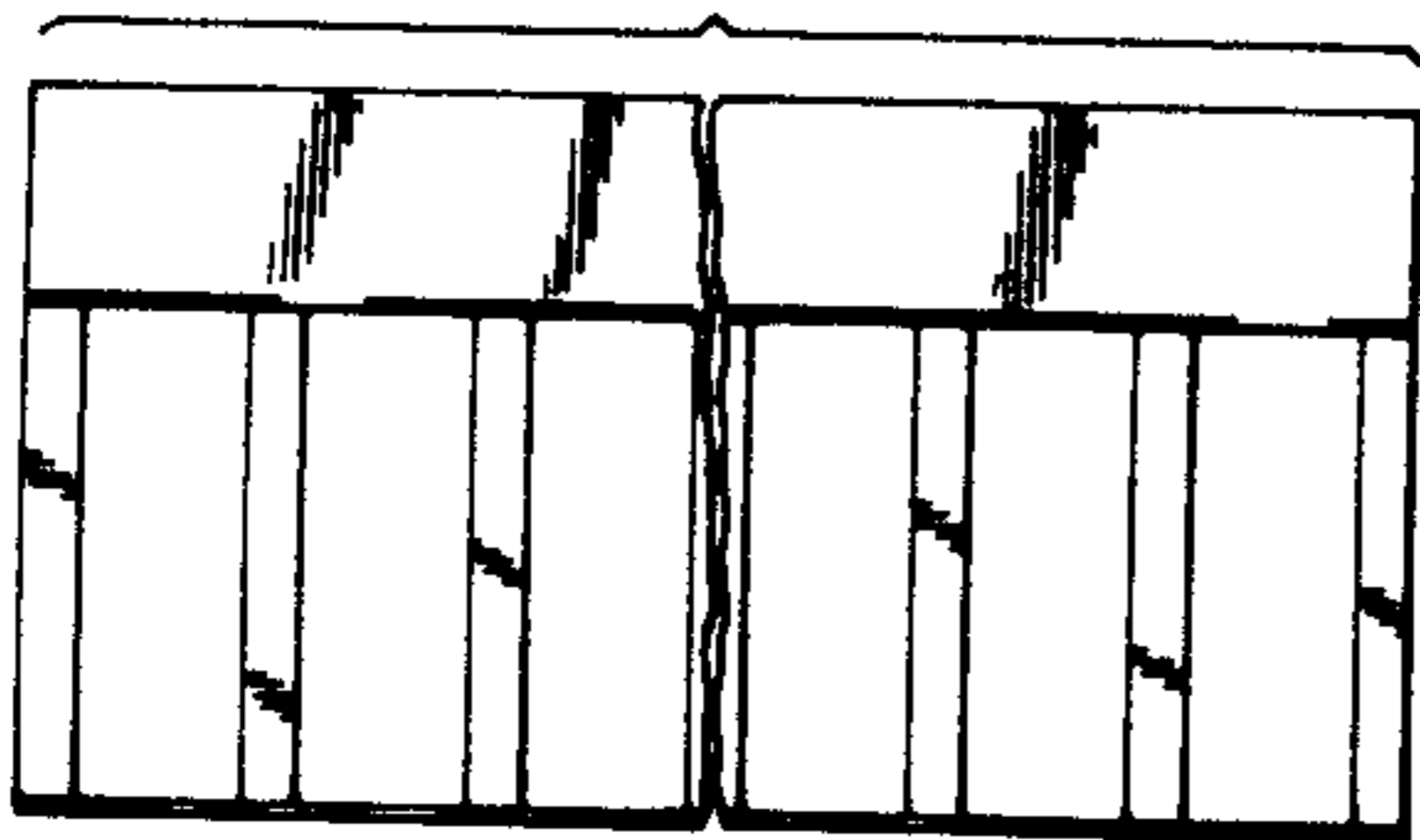


Fig. 5

