

[54] STOCKING REMOVING TOOL FOR THE HANDICAPPED OR SIMILAR ARTICLE

[76] Inventor: Richard Vreeken, 1276 Metz Rd., Perris, Calif. 92370

[**] Term: 14 Years

[21] Appl. No.: 5,154

[22] Filed: Jan. 22, 1979

[51] Int. Cl. D2-07

[52] U.S. Cl. D2/378; D7/210; 223/111; D2/378.2

[58] Field of Search D2/378, 378.2; 223/111-119; D7/210; 294/14

[56] References Cited

U.S. PATENT DOCUMENTS

- 2,939,618 6/1960 Mangels 223/118
- 3,853,252 12/1974 Scianimanico 223/111

FOREIGN PATENT DOCUMENTS

637524 3/1962 Canada 223/118

Primary Examiner—George G. Stellar
Attorney, Agent, or Firm—John H. Crowe

[57] CLAIM

The ornamental design for a stocking removing tool for the handicapped or similar article, substantially as shown and described.

DESCRIPTION

FIG. 1 is an isometric view of a stocking removing tool for the handicapped or similar article showing my new design.

FIG. 2 is a top plan view thereof.

FIG. 3 is a side elevational view thereof, taken in the direction of the arrow 3 in FIG. 2.

FIG. 4 is an opposite side elevational view thereof.

FIG. 5 is a bottom plan view thereof.

FIG. 6 is an end elevational view thereof on a different scale, as seen from the left of its FIG. 2 position.

FIG. 7 is an end elevational view thereof on the same scale as FIG. 6, as seen from the right of its FIG. 2 position.






FIG. 4.

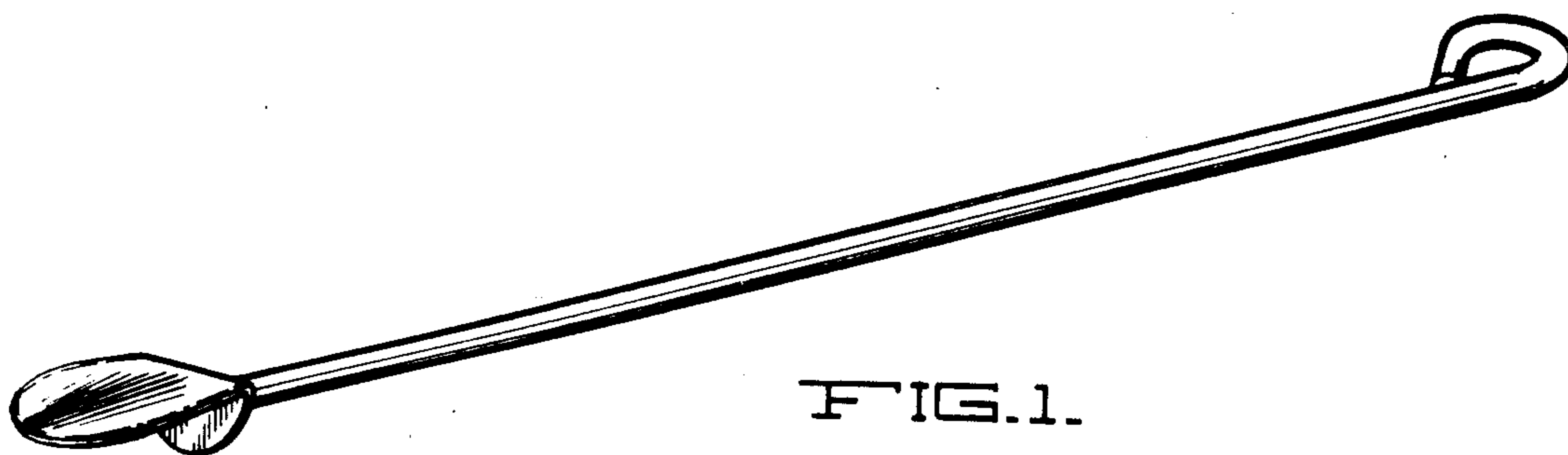



FIG. 1.



↑
3

FIG. 2.



FIG. 3.



FIG. 5.

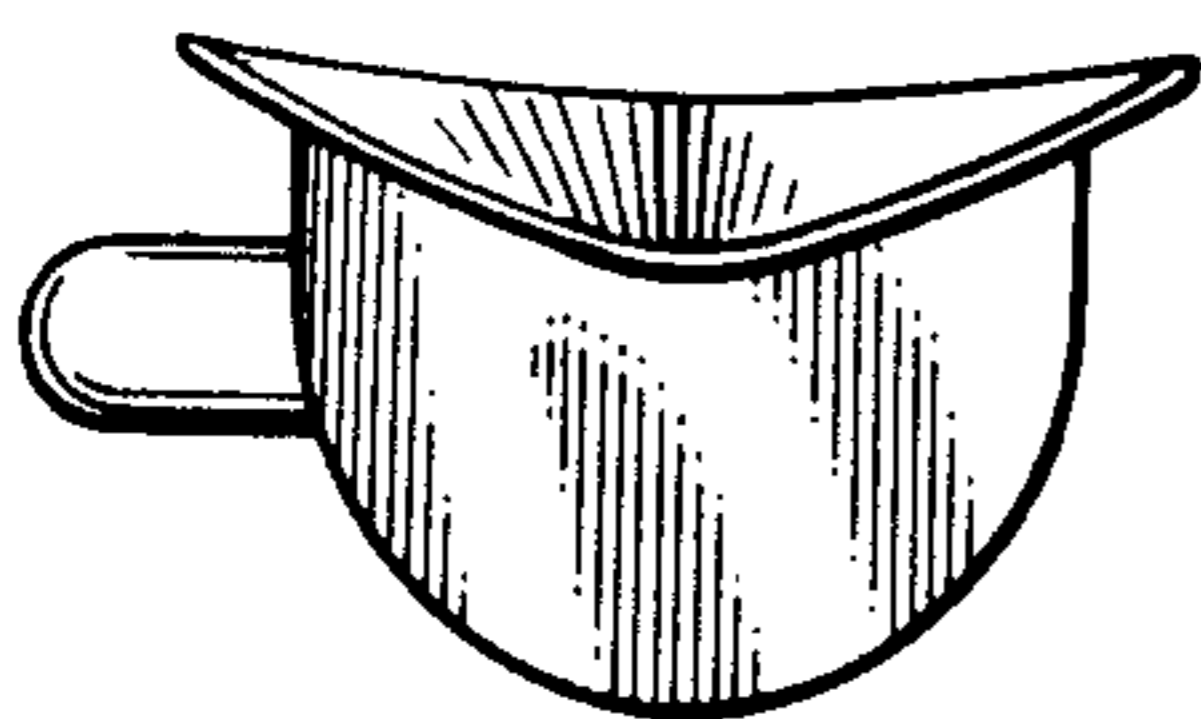


FIG. 6.

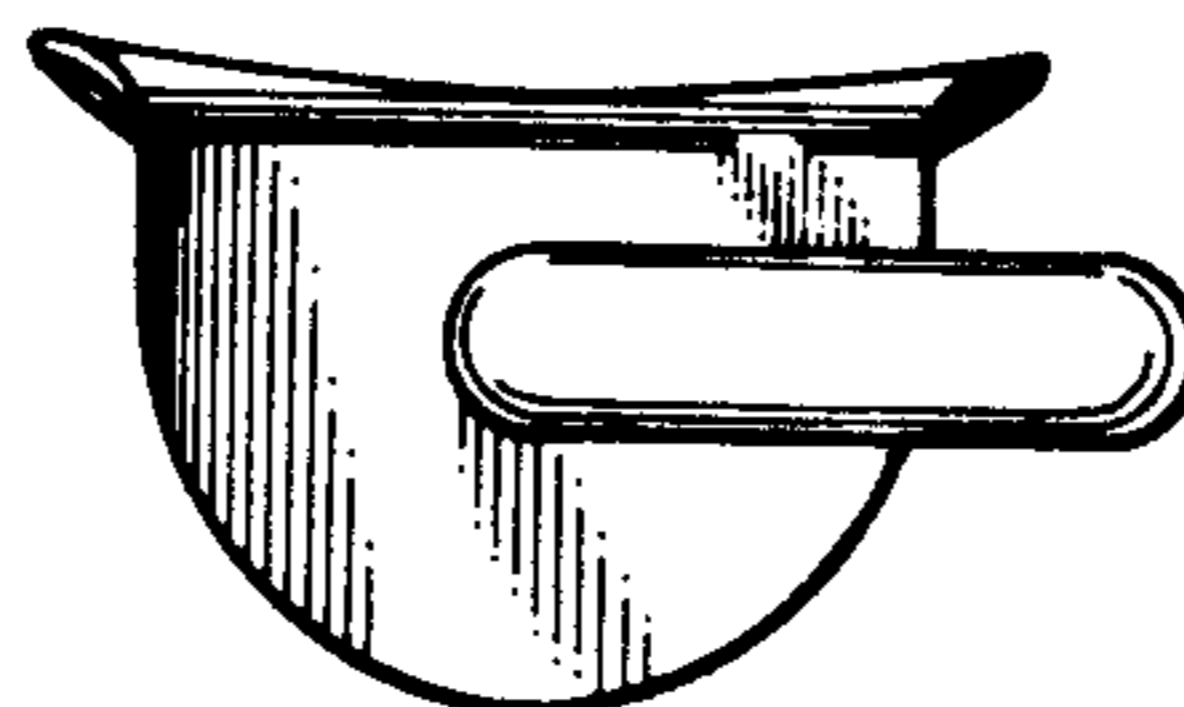


FIG. 7.