

[54] SHOE SOLE

[75] Inventor: Joseph P. Famolare, Jr., Putney, Vt.

[73] Assignee: Famolare, Inc., New York, N.Y.

[**] Term: 14 Years

[21] Appl. No.: 63,917

[22] Filed: Aug. 6, 1979

[51] Int. Cl. D2-04

[52] U.S. Cl. D2/322

[58] Field of Search D2/282-286,
D2/290-292, 294, 297, 300, 302, 319, 322-325;
36/32 R, 24.5, 30 R, 30 A, 34 R, 34 A, 88,
91-92, 99, 108, 25 R

[56] References Cited

U.S. PATENT DOCUMENTS

D. 120,500	5/1940	Deuman	D2/191
D. 121,167	6/1940	Levin	D2/294
D. 121,671	7/1940	Cocozella	D2/324
D. 172,976	9/1954	Langdon	D2/292 X
D. 201,002	5/1965	Hahn	D2/324
D. 205,882	10/1966	Post	D2/302
D. 252,421	7/1979	Meeter	D2/322
2,299,840	10/1942	Merritt	D2/324 X
2,414,445	1/1947	Cahill	D2/325 X
4,041,618	8/1977	Famolare	36/32 R X

OTHER PUBLICATIONS

Moda Pelle-6/73 Issue-High-Heel Shoe at center from

"Compilation of Patents, Publ., & Other Alleged Prior Art Relating to Undulating Bottom Shoe Soles".
Footwear News-8/10/72-"Supershoebiz Creepers Sole"-
Copy in "Compilation of Patents, Pub. & Other Alleged Prior Art Relating to Undulating Bottom Shoe Soles".

Primary Examiner—Nelson C. Holtje
Attorney, Agent, or Firm—Mandeville and Schweitzer

[57] CLAIM

The ornamental design of a shoe sole, substantially as shown and described.

DESCRIPTION

FIG. 1 is a top plan view of a shoe sole showing my new design;
FIG. 2 is a front elevational view thereof;
FIG. 3 is a right side elevational view thereof, the left side being substantially a mirror image thereto;
FIG. 4 is a bottom plan view thereof;
FIG. 5 is a rear elevational view thereof;
FIG. 6 is a cross-sectional view as taken from line 6—6 of FIG. 4;
FIG. 7 is a right side elevational view of another embodiment of my new design of FIGS. 1-6;
FIG. 8 is a right side elevational view of yet another embodiment of my new design of FIGS. 1-6.
The second and third embodiments are substantially identical in all respects to the first embodiment with the exception of the elevation of the heel and shank portions thereof.

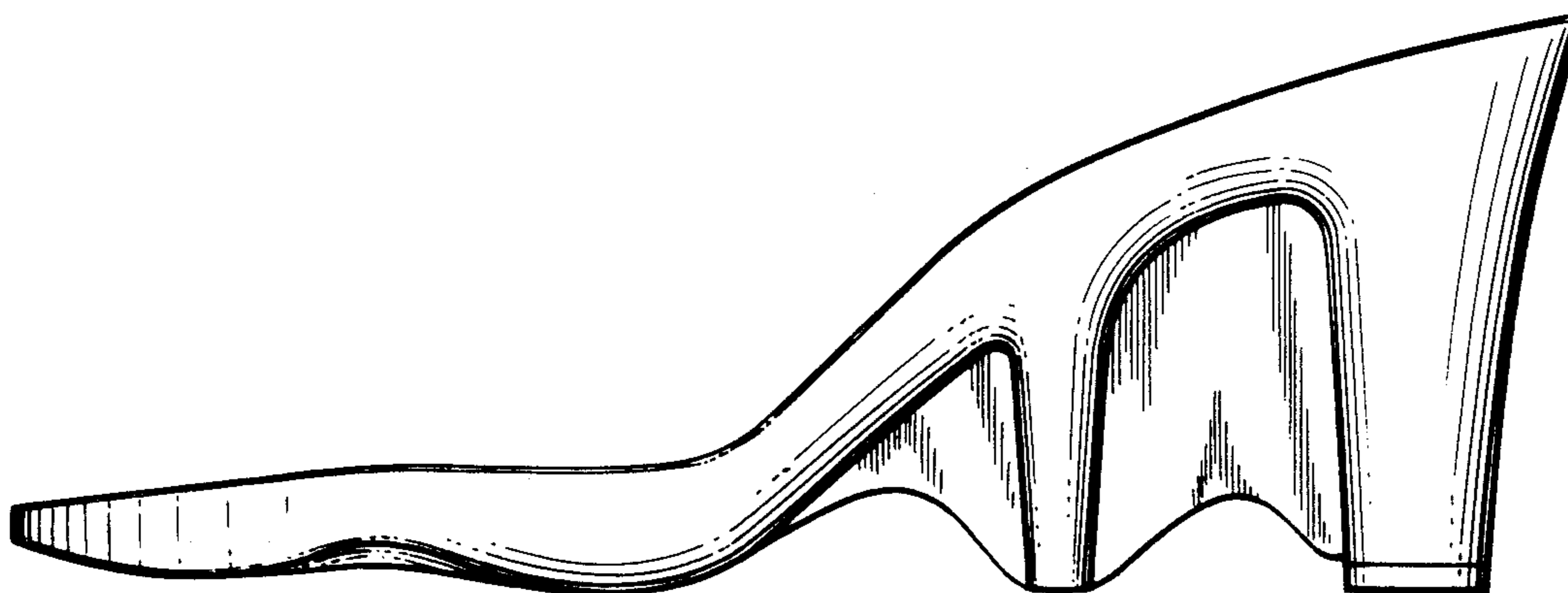




FIG. 1

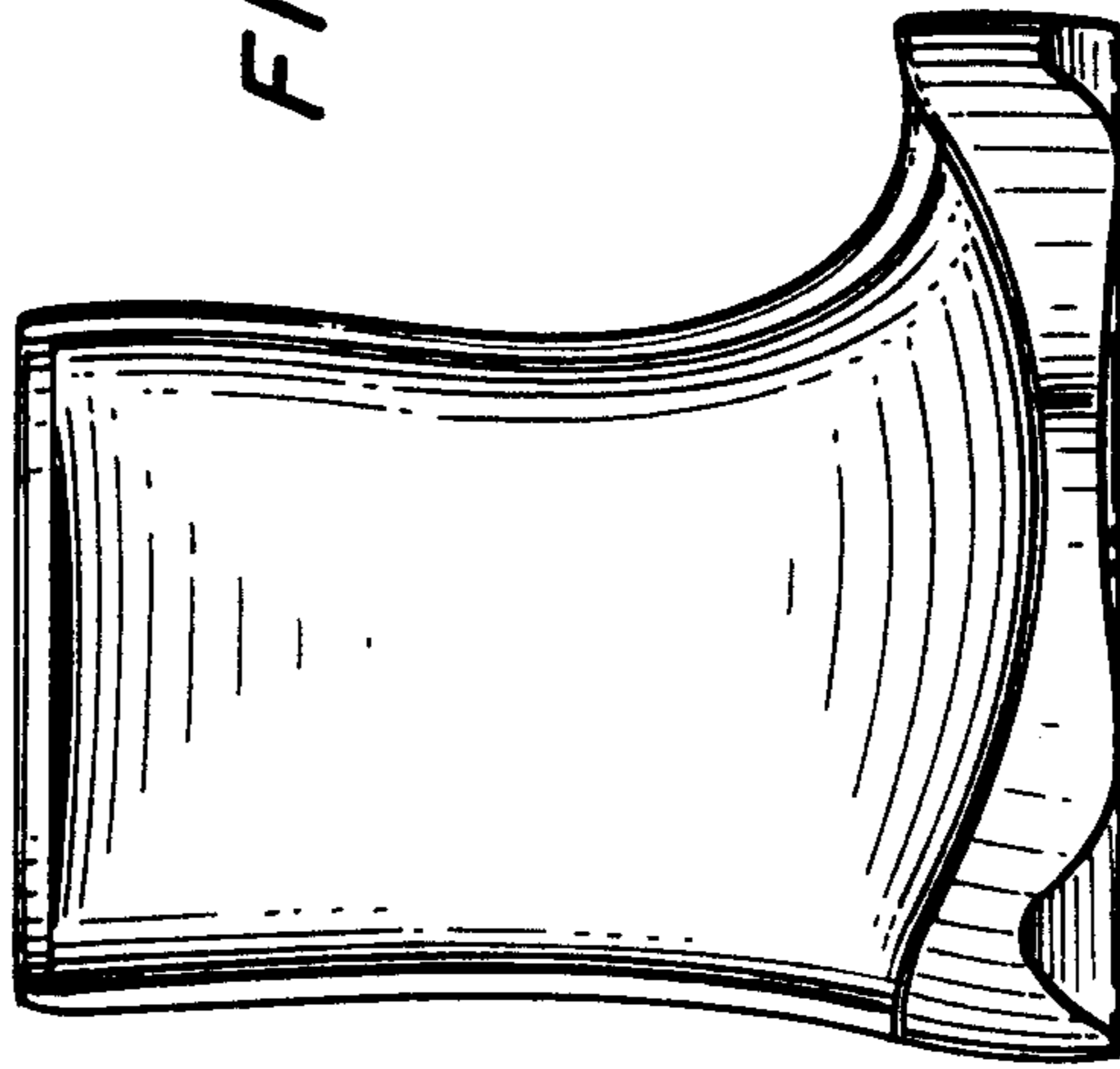


FIG. 2

FIG. 3

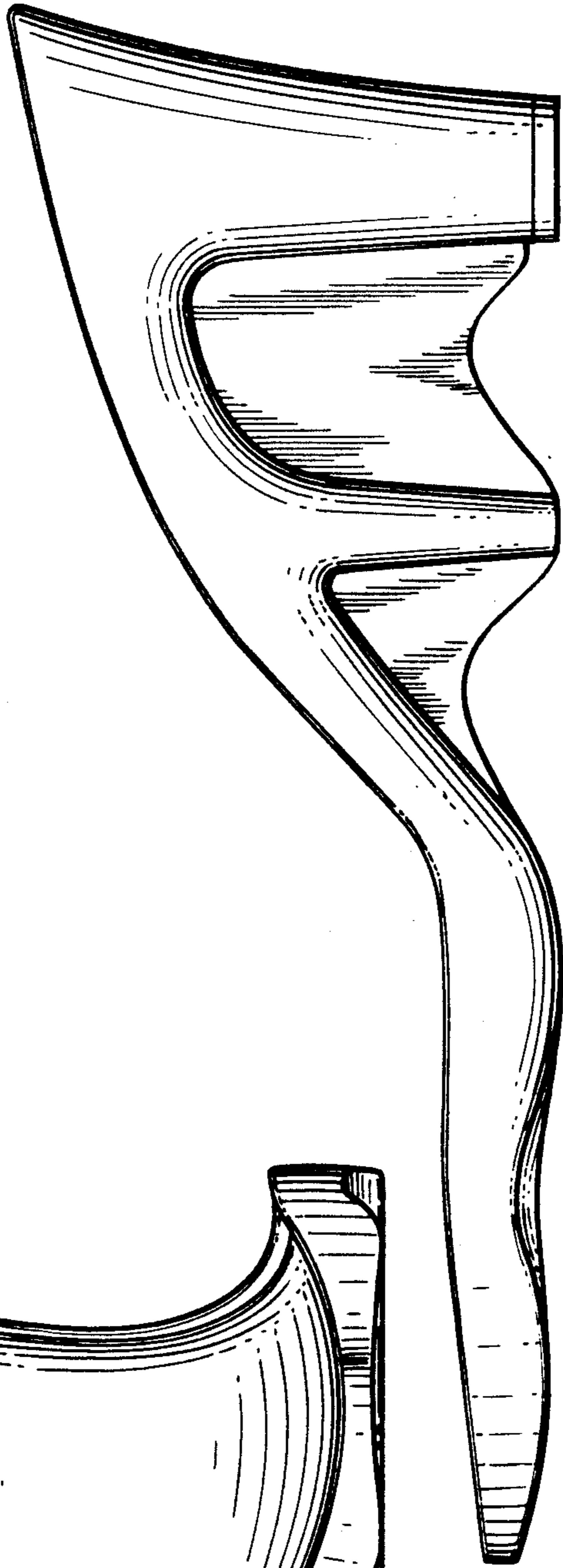


FIG. 4

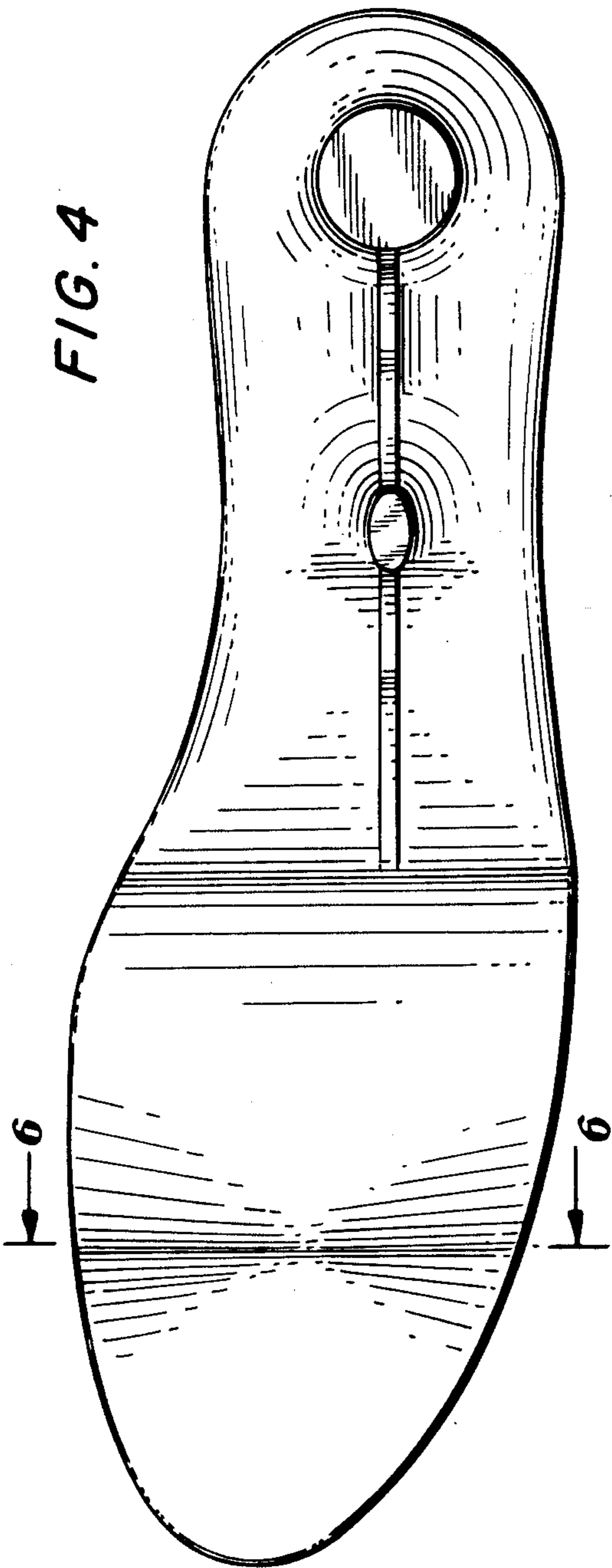


FIG. 6




FIG. 5

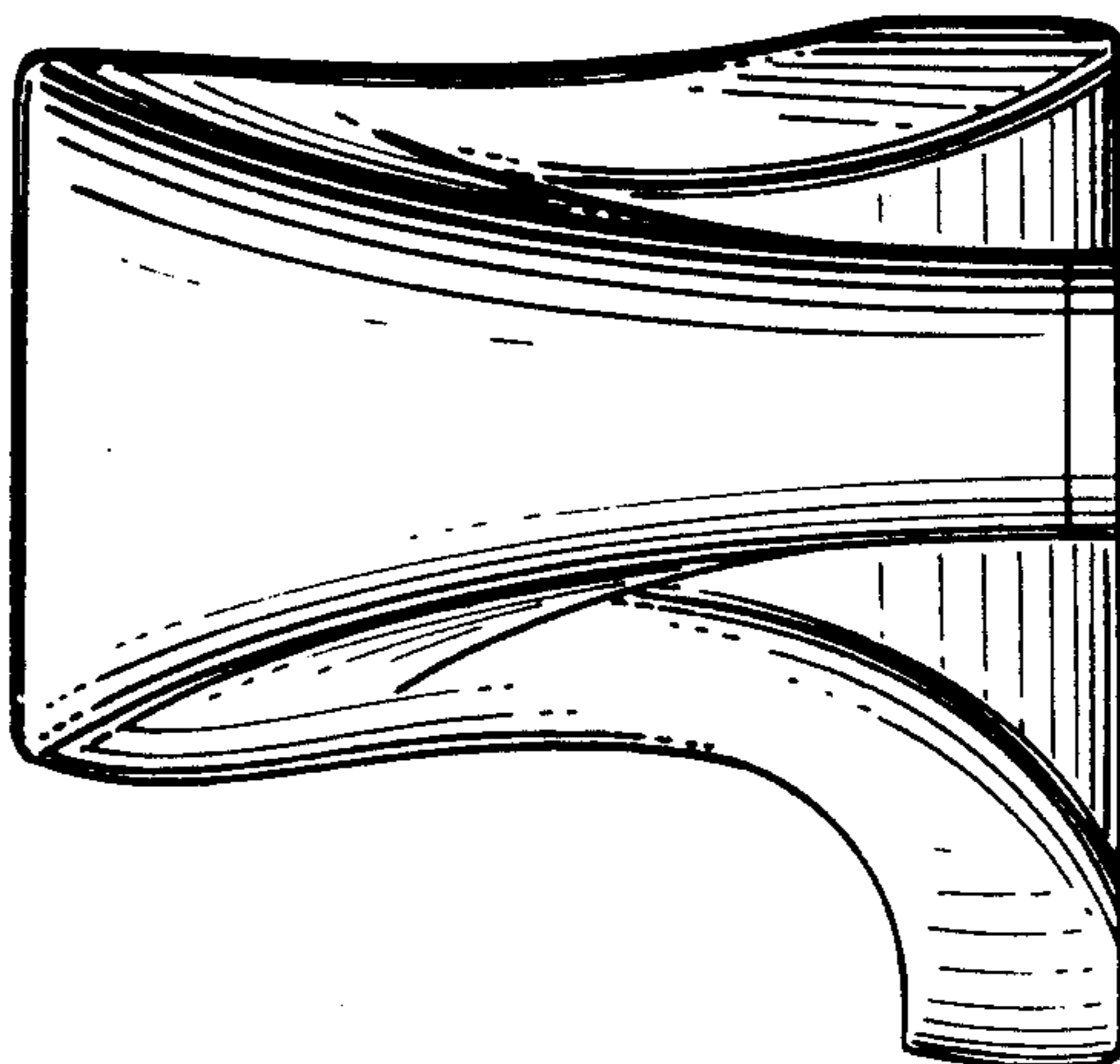




FIG. 7

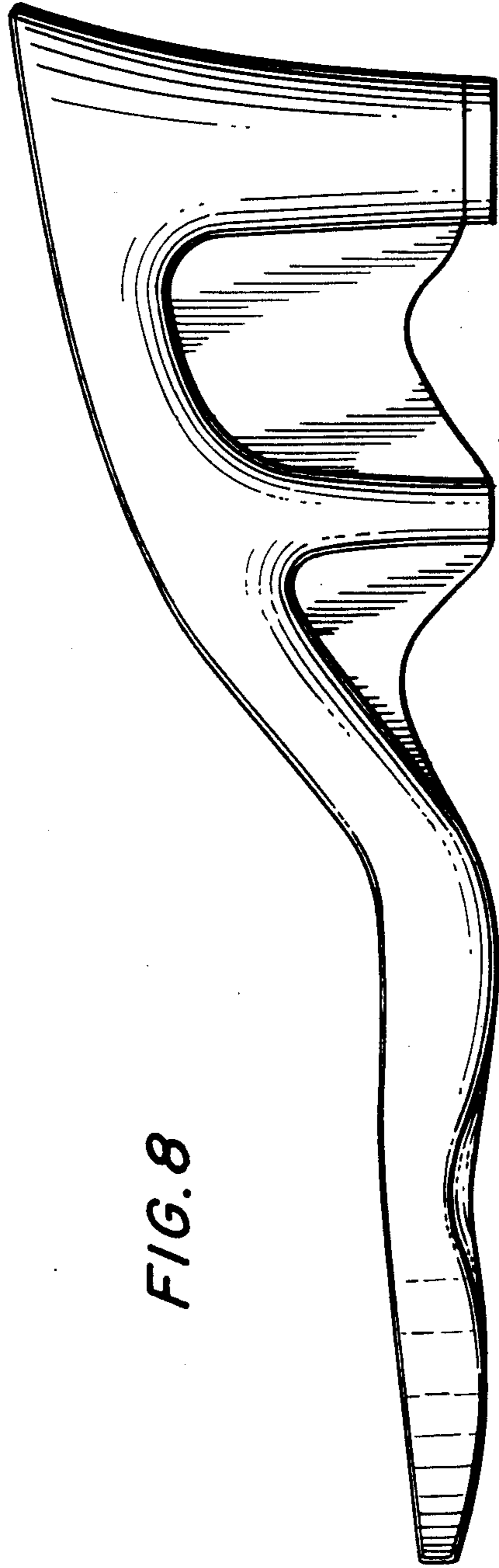


FIG. 8