

[54] COMBINED COUPON HOLDER, WRITING INSTRUMENT AND MEMO PAD

Primary Examiner—George P. Word
Attorney, Agent, or Firm—Haseltine and Lake

[76] Inventor: Richard S. Gebbia, 27 Althea St., Clifton, N.J. 07012

[57] CLAIM

The ornamental design for a combined coupon holder, writing instrument and memo pad, as shown and described.

[**] Term: 14 Years

[21] Appl. No.: 7,110

DESCRIPTION

[22] Filed: Jan. 29, 1979

FIG. 1 is a top plan view of a combined coupon holder, writing instrument and memo pad showing my new design;

[51] Int. Cl. D3—01

FIG. 2 is a bottom plan view thereof;

[52] U.S. Cl. D3/60; D19/26

FIG. 3 is a front edge elevational view;

[58] Field of Search D3/56—60;

FIG. 4 is a rear edge elevational view;

D19/26, 36; 150/35, 39, 41; 206/0.83

FIG. 5 is a left edge elevational view;

[56] References Cited

U.S. PATENT DOCUMENTS

FIG. 6 is a right edge elevational view;

FIG. 7 is an enlarged scale fragmentary cross-sectional view taken along line 7—7 of FIG. 1;

1,683,966 9/1928 Snow 150/39

FIG. 8 is an enlarged scale fragmentary cross-sectional view taken along line 8—8 of FIG. 1; and

1,716,823 6/1929 Ko Eune 206/0.83

3,722,564 3/1973 Croon 150/39

FIG. 9 is a perspective view of the combined coupon holder, writing instrument and memo pad shown in a closed condition.

OTHER PUBLICATIONS

Ambassador Cat. 1971, p. 35.

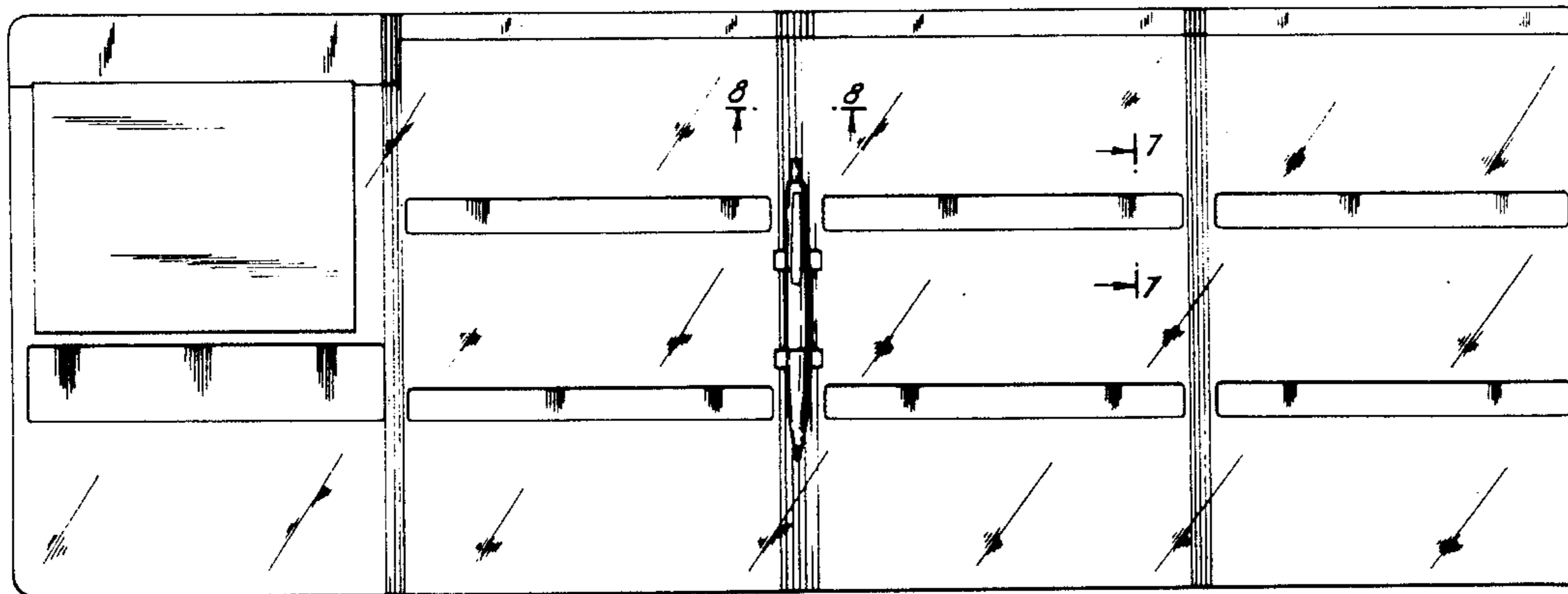


FIG. 1

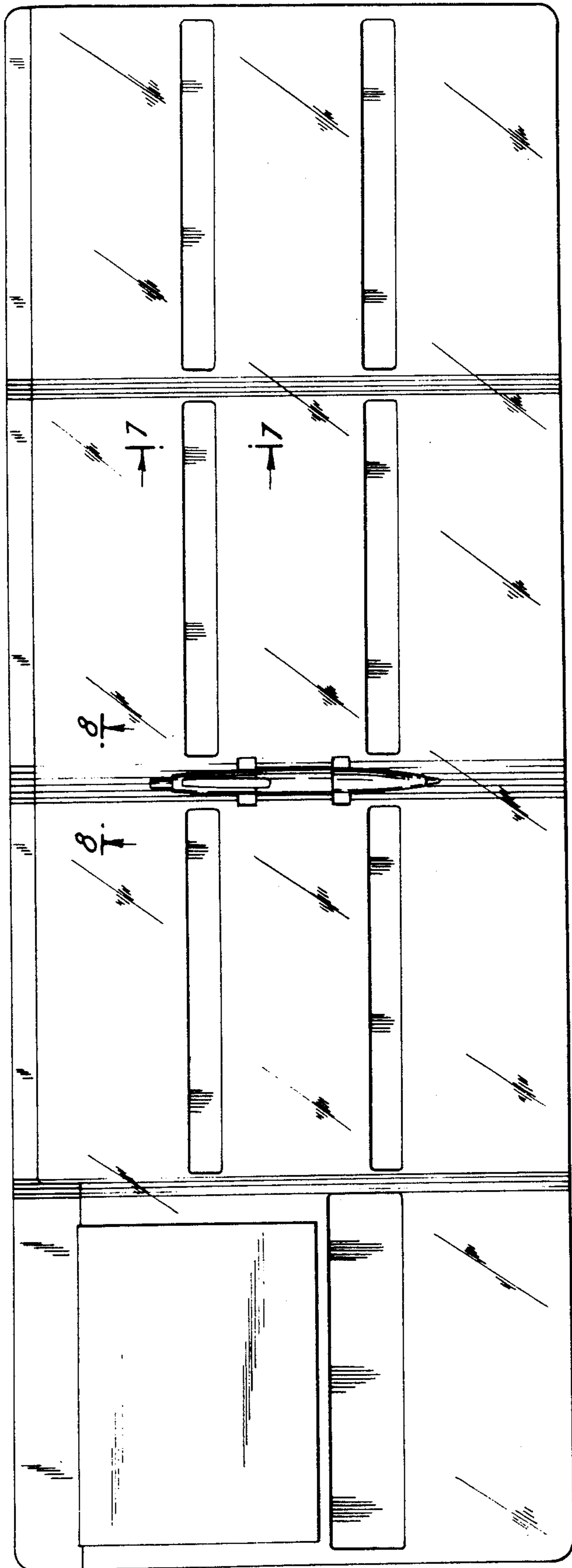


FIG. 3

FIG. 2




FIG. 4



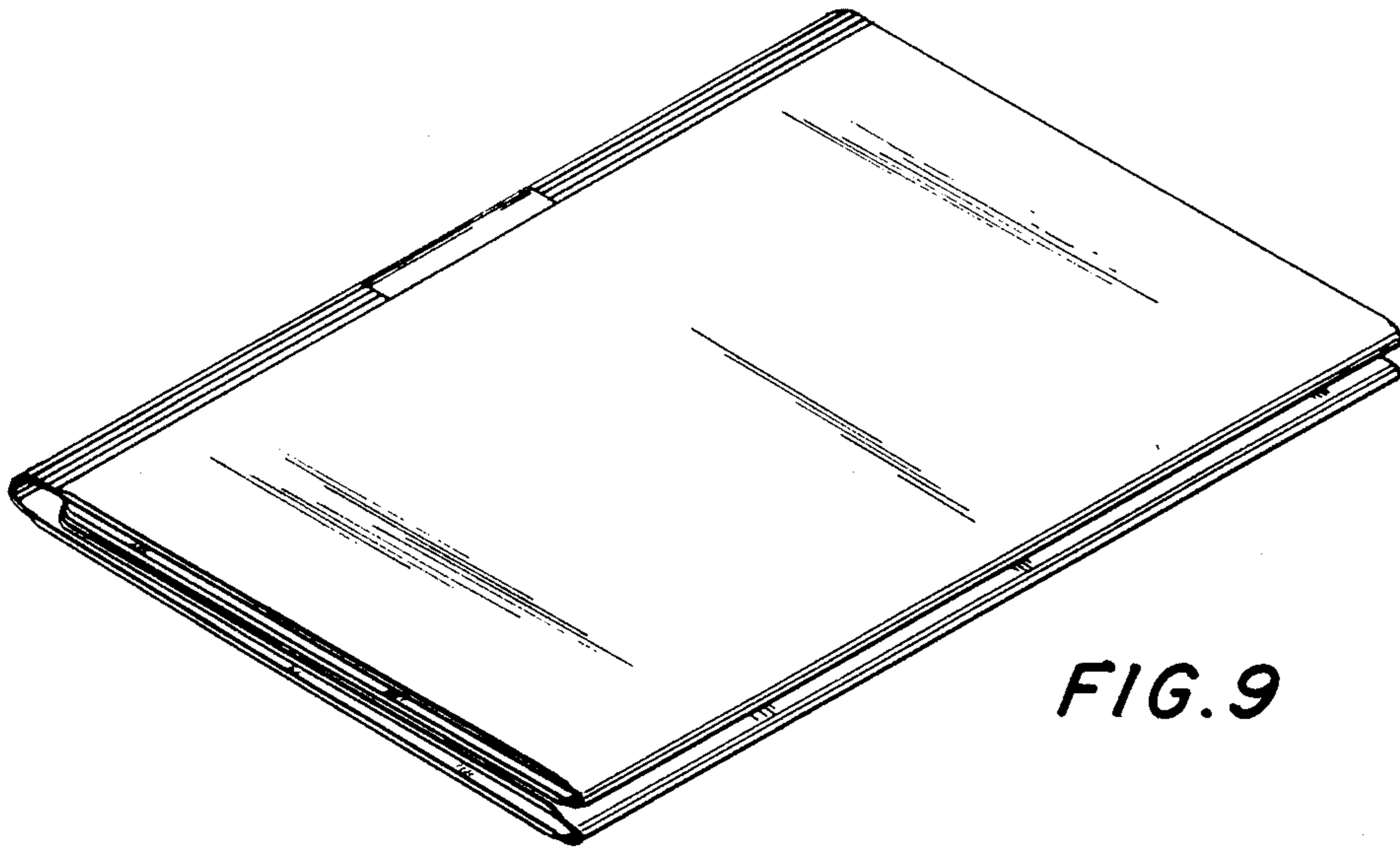


FIG. 9

FIG. 5



FIG. 6



FIG. 7



FIG. 8

