

[54] PNEUMATIC TIRE TREAD AND BUTTRESS

[75] Inventor: Gerassimos C. Candiliotis, Grosse
Pointe Farms, Mich.

[73] Assignee: Uniroyal, Inc., New York, N.Y.

[**] Term: 14 Years

[21] Appl. No.: 26,635

[22] Filed: Apr. 3, 1979

[51] Int. Cl. D12-15

[52] U.S. Cl. D12/146

[58] Field of Search D12/141-143,
D12/146-151; 152/209 R, 209 A, 209 B, 209 D

[56] References Cited

U.S. PATENT DOCUMENTS

D. 240,912 8/1976 Candiliotis D12/147

OTHER PUBLICATIONS

Tire Review, 6/77, p. 51, Tire No. 2, second box in from
lower left side of page.

Primary Examiner—James M. Gandy
Attorney, Agent, or Firm—Charles A. Blank

[57] CLAIM

The ornamental design for a pneumatic tire tread and
buttress, substantially as shown and described.

DESCRIPTION

FIG. 1 is a perspective view, partly schematic, of a
pneumatic tire tread and buttress embodying my new
design, it being understood that the pattern is repeated
throughout the circumference of the tread and buttress,
as shown schematically by solid lines, and that the but-
tress pattern is repeated on the opposite side;
FIG. 2 is an enlarged, fragmentary developmental plan
view of the tread and buttress of FIG. 1; and
FIG. 3 is a greatly enlarged sectional view of the tread
and buttress, taken substantially as indicated by line
3—3 of FIG. 2.

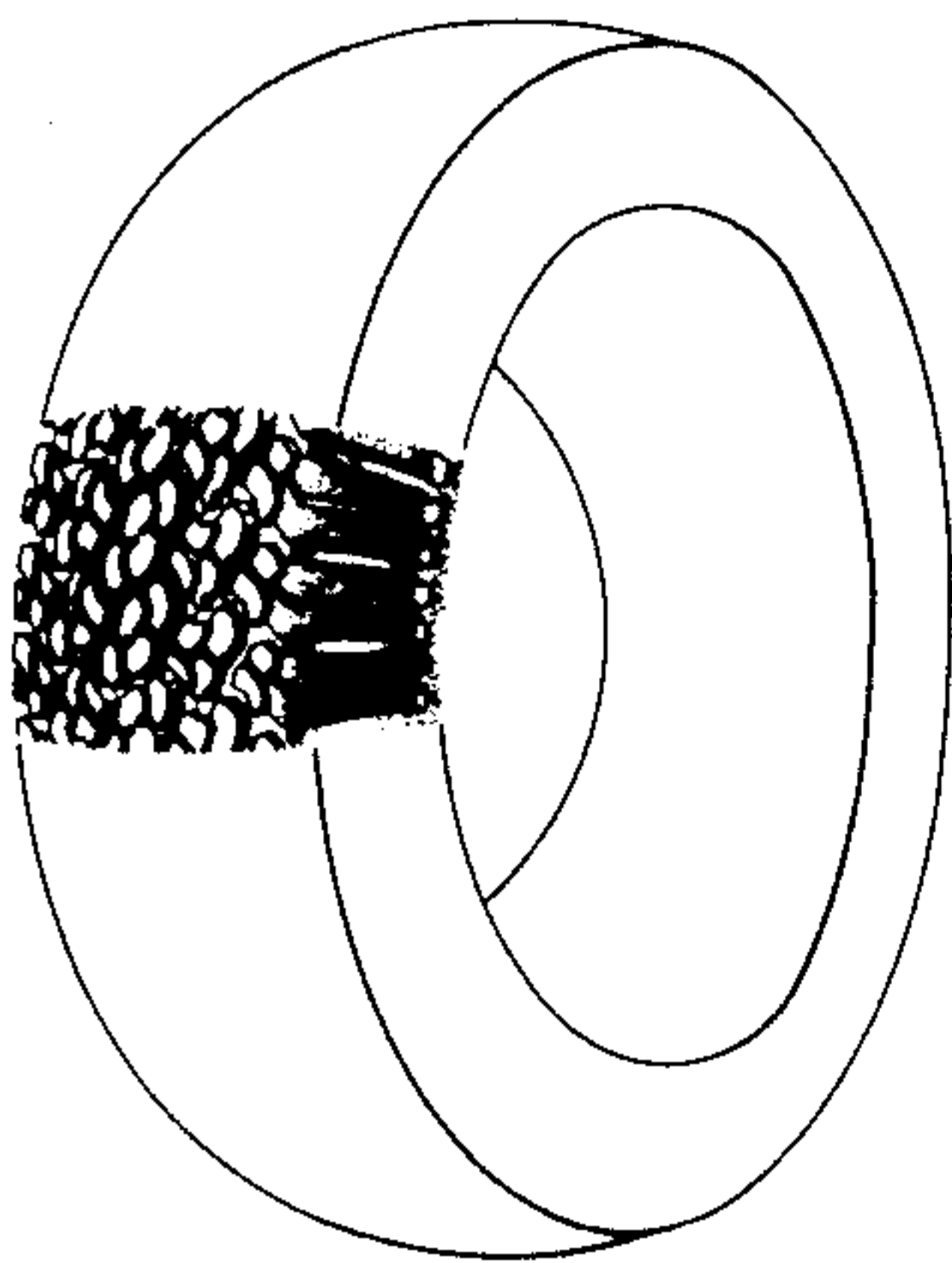
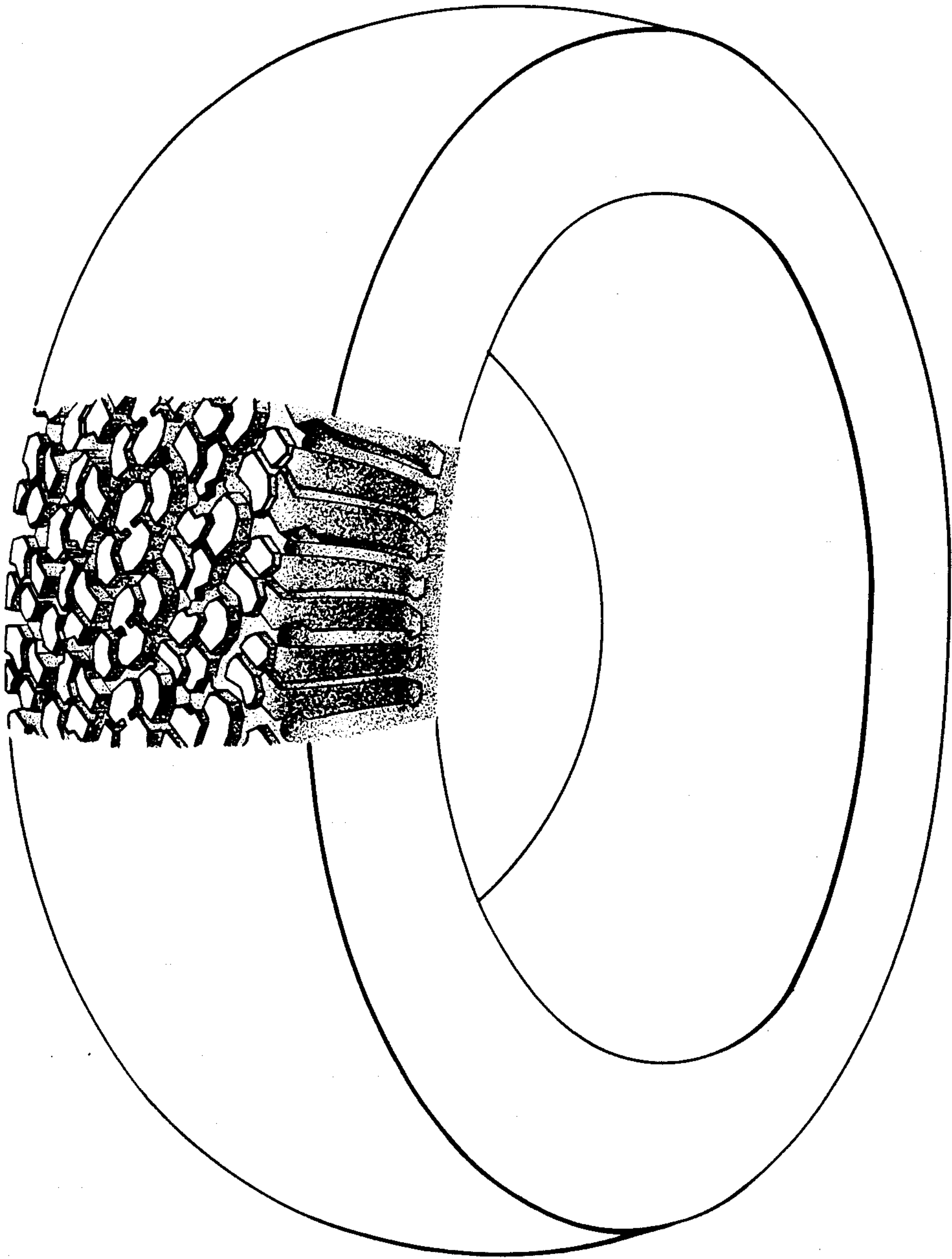


Fig. 1.



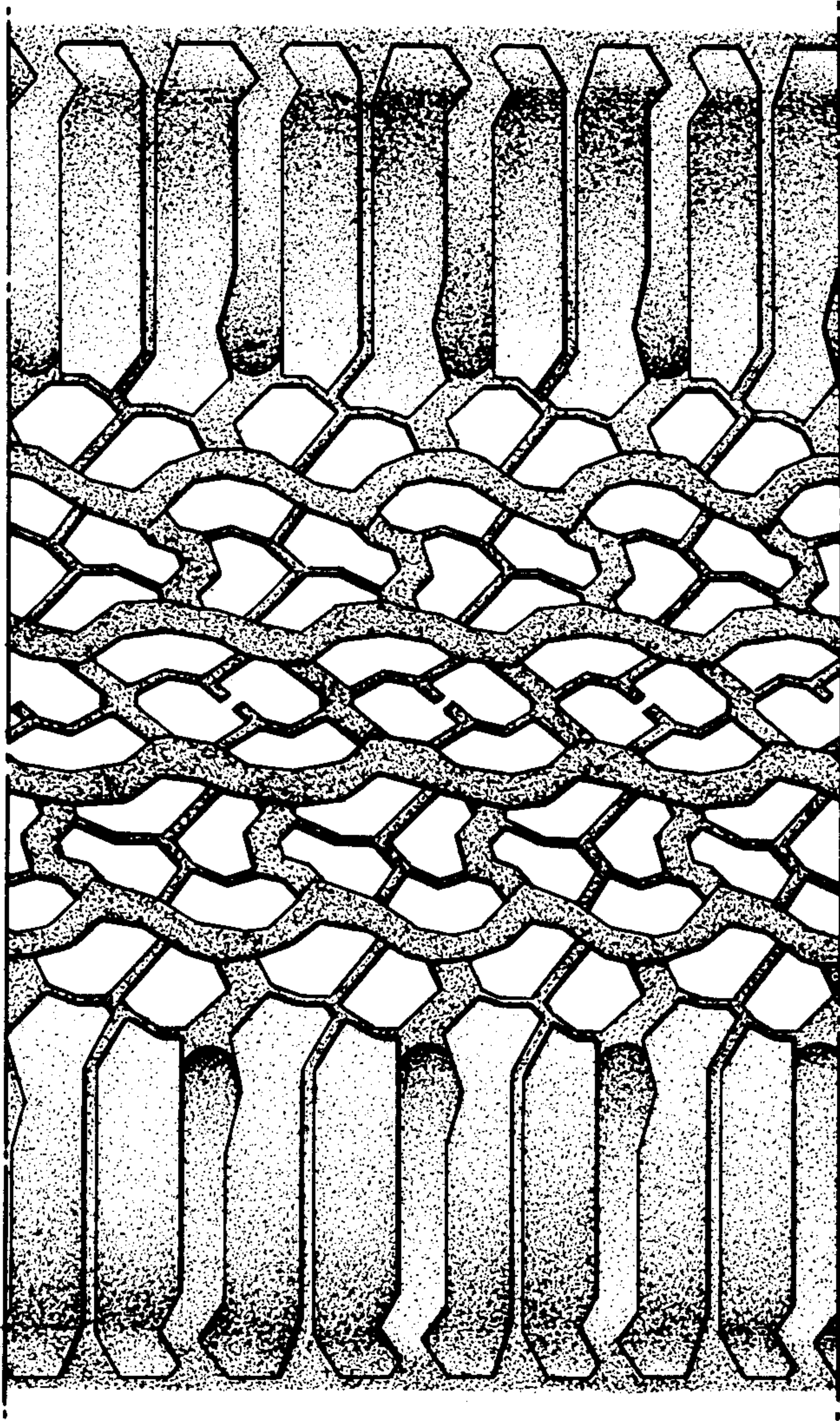


Fig. 2.




Fig. 3.