

[54] CAMPER VEHICLE

[76] Inventor: David E. Rowe, 2890 W. 62nd Ave.,  
Denver, Colo. 80221

[\*\*] Term: 14 Years

[21] Appl. No.: 970,566

[22] Filed: Dec. 18, 1978

[51] Int. Cl. .... D12-08

[52] U.S. Cl. .... D12/100

[58] Field of Search ..... D12/100, 99; 296/160,  
296/164, 165, 156

[56] References Cited

U.S. PATENT DOCUMENTS

4,103,958 8/1978 Parent ..... 296/165

OTHER PUBLICATIONS

Popular Science, 3/76, p. 94, Camper, bottom right side  
of page.

ReVela, Mini Motor Homes Brochure, Model 210RB,  
top right side of page.

Primary Examiner—James M. Gandy

Attorney, Agent, or Firm—John E. Reilly

[57] CLAIM

The ornamental design for a camper vehicle, as shown  
and described.

DESCRIPTION

FIG. 1 is a front perspective view of a camper vehicle  
with the top in raised position showing my new design;  
FIG. 2 is a right side elevational view thereof on a  
reduced scale;

FIG. 3 is a front elevational view thereof on a reduced  
scale;

FIG. 4 is a left side elevational view thereof on a re-  
duced scale;

FIG. 5 is a rear elevational view thereof on a reduced  
scale;


FIG. 6 is a top plan view thereof on a reduced scale;

FIG. 7 is a right side elevational view thereof on a  
reduced scale with the top in lowered position;

FIG. 8 is a front elevational view thereof on a reduced  
scale with the top in lowered position;

FIG. 9 is a left side elevational view thereof on a re-  
duced scale with the top in lowered position; and

FIG. 10 is a rear elevational view thereof on a reduced  
scale with the top in lowered position.






FIG. 1




FIG. 2




FIG. 3




FIG. 4




FIG. 5

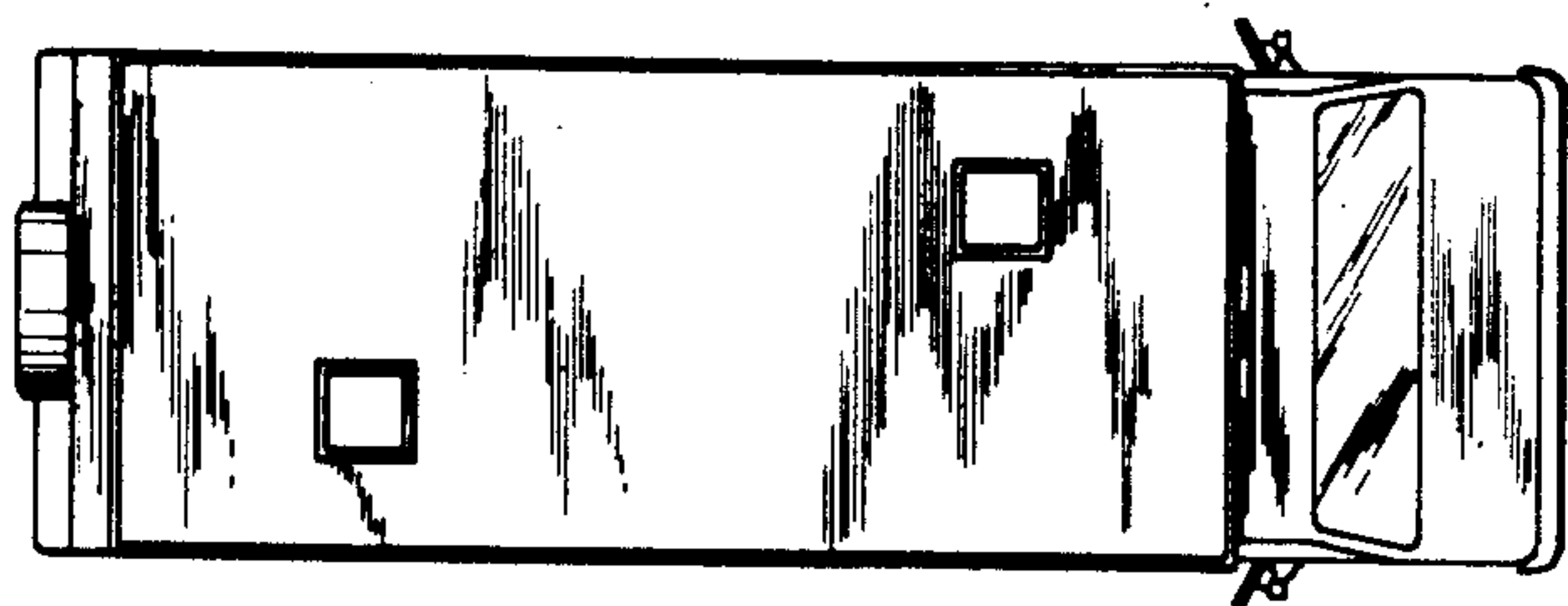


FIG 6




FIG 7




FIG 8




FIG 9




FIG 10