

[54] **FIXING CLIP FOR ROOFING OR SIDING MATERIAL OR SIMILAR ARTICLE**

[75] Inventor: **Mervyn C. Emms, Valentine, Australia**  
[73] Assignee: **John Lysaght (Australia) Limited, Sydney, Australia**

[\*\*] Term: **14 Years**

[21] Appl. No.: **971,759**

[22] Filed: **Dec. 21, 1978**

[30] **Foreign Application Priority Data**

Jun. 23, 1978 [AU] Australia ..... 75132

[51] Int. Cl. .... **D8-08**

[52] U.S. Cl. .... **D8/382**

[58] Field of Search ..... D8/349, 354, 356, 358, D8/360, 366, 382-384, 387-389, 394-396, 499; 52/489, 378, 582, 584, 698-700, 703, 705, 707, 714, 715, 735; 24/73 B, 73 BP, 73 SA, 73 SM, 255 R

[56] **References Cited**

**U.S. PATENT DOCUMENTS**

1,256,426	2/1918	Baltzley .....	24/255 R
1,271,210	7/1918	Otte .....	52/698
1,695,973	12/1928	Olsson .....	52/489
3,491,820	1/1970	Ostling .....	52/582

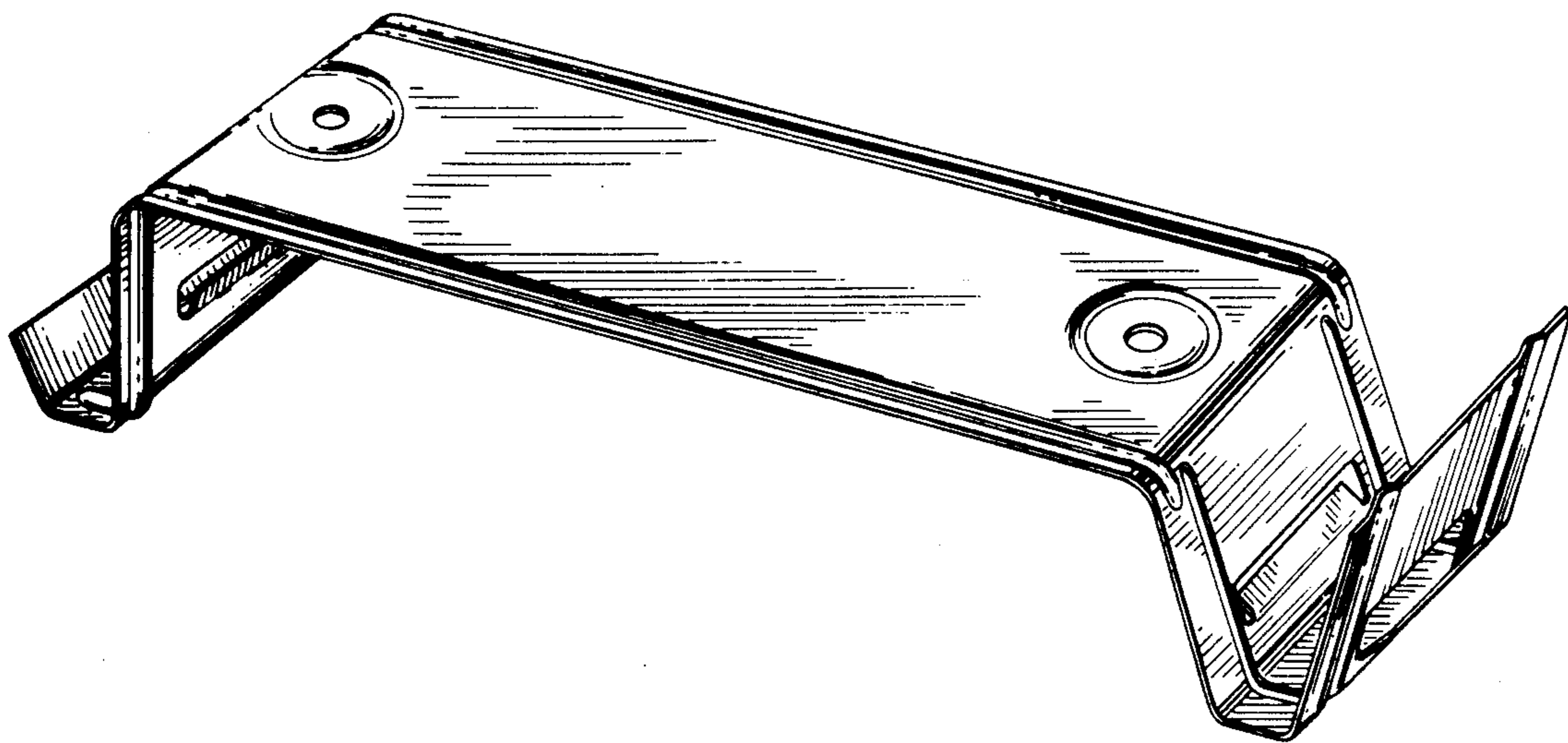
*Primary Examiner*—B. J. Bullock

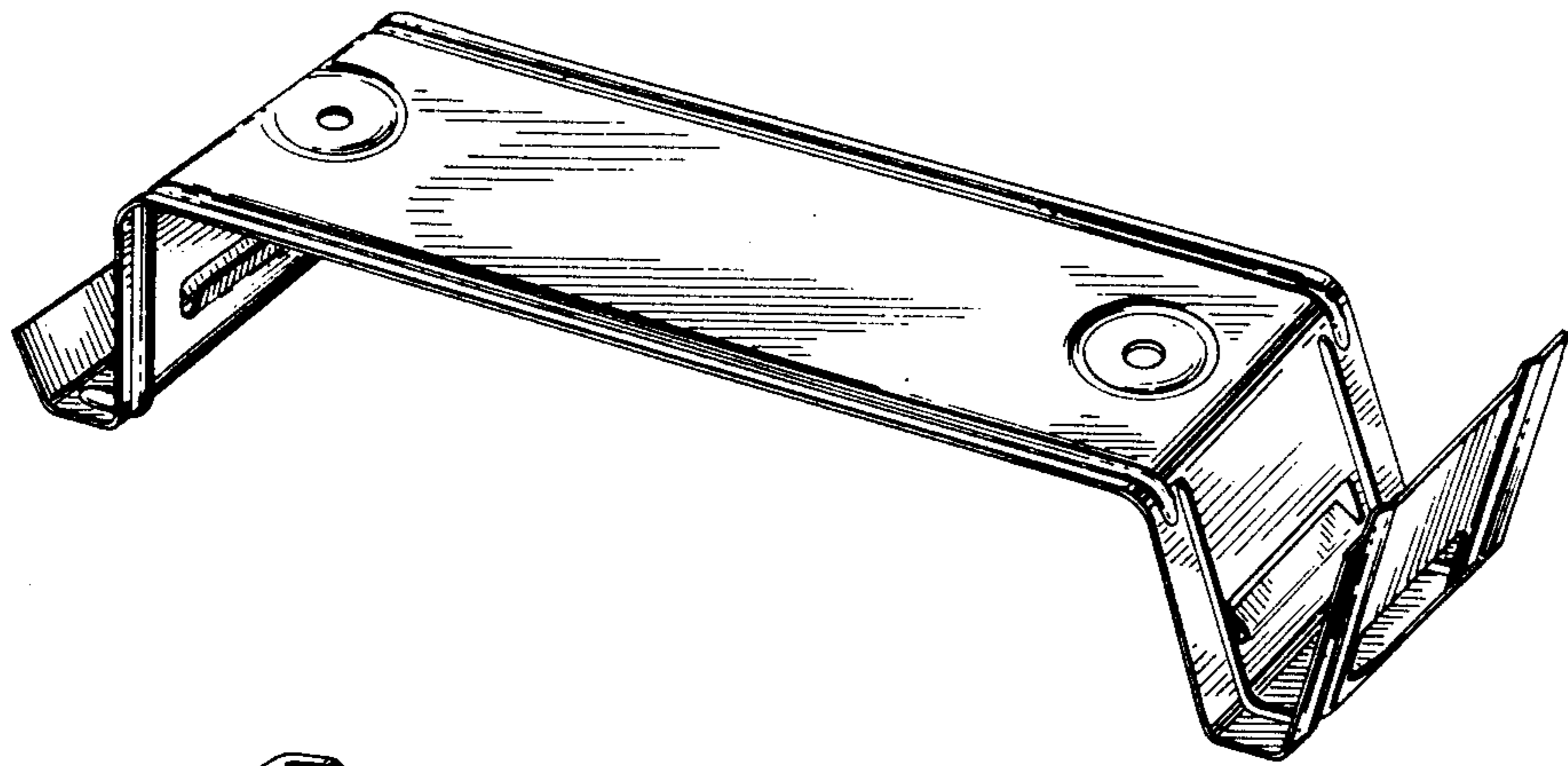
[57] **CLAIM**

The ornamental design for a fixing clip for roofing or siding material or similar article, substantially as shown.

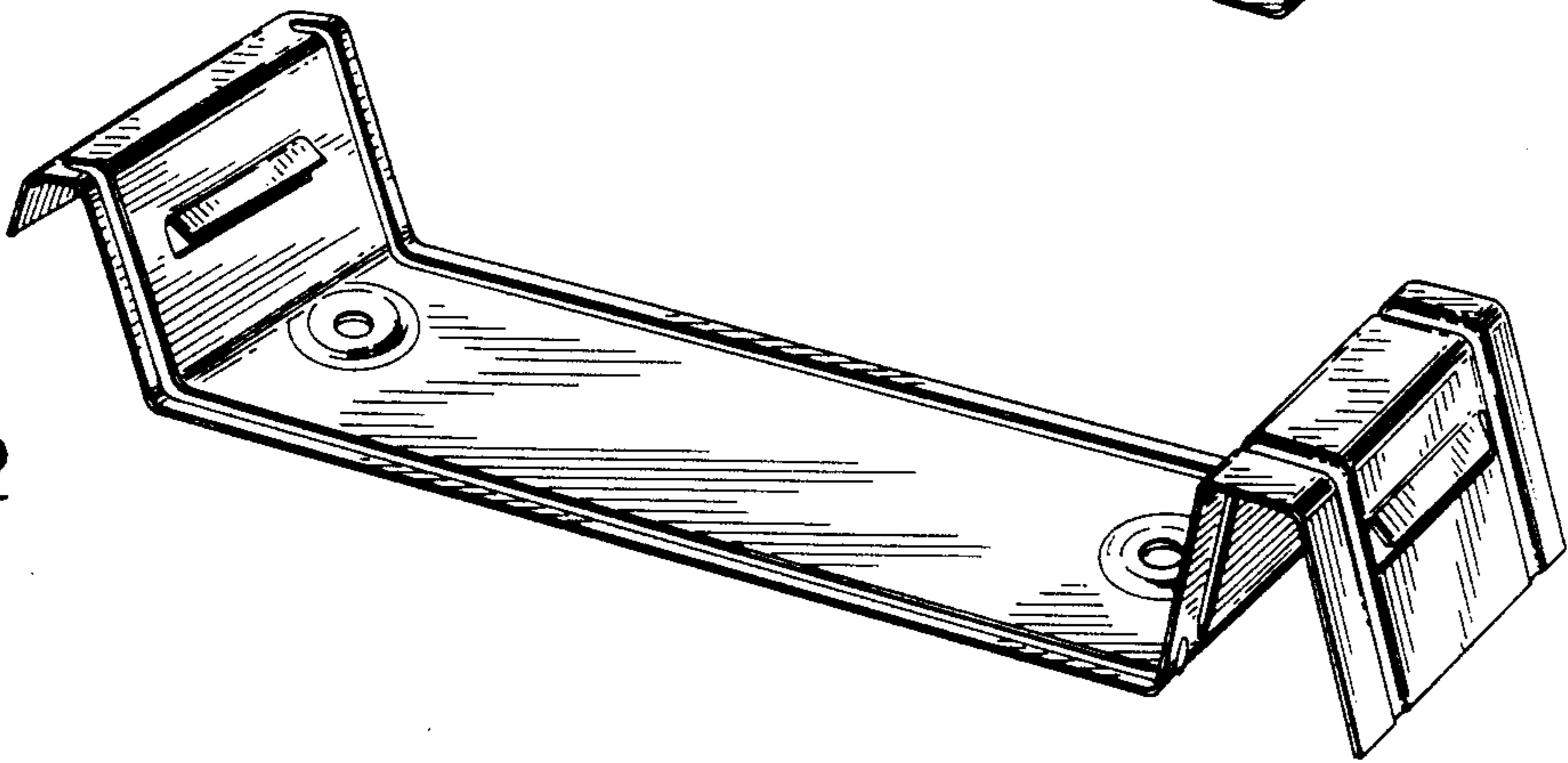
**DESCRIPTION**

FIG. 1 is a perspective view of a fixing clip for roofing or siding material showing my new design;  
FIG. 2 is another perspective view thereof, inverted from the position shown in FIG. 1;  
FIG. 3 is a side elevational view thereof;  
FIG. 4 is an end elevational view taken from the right of FIG. 3;  
FIG. 5 is an end elevational view taken from the left of FIG. 3.





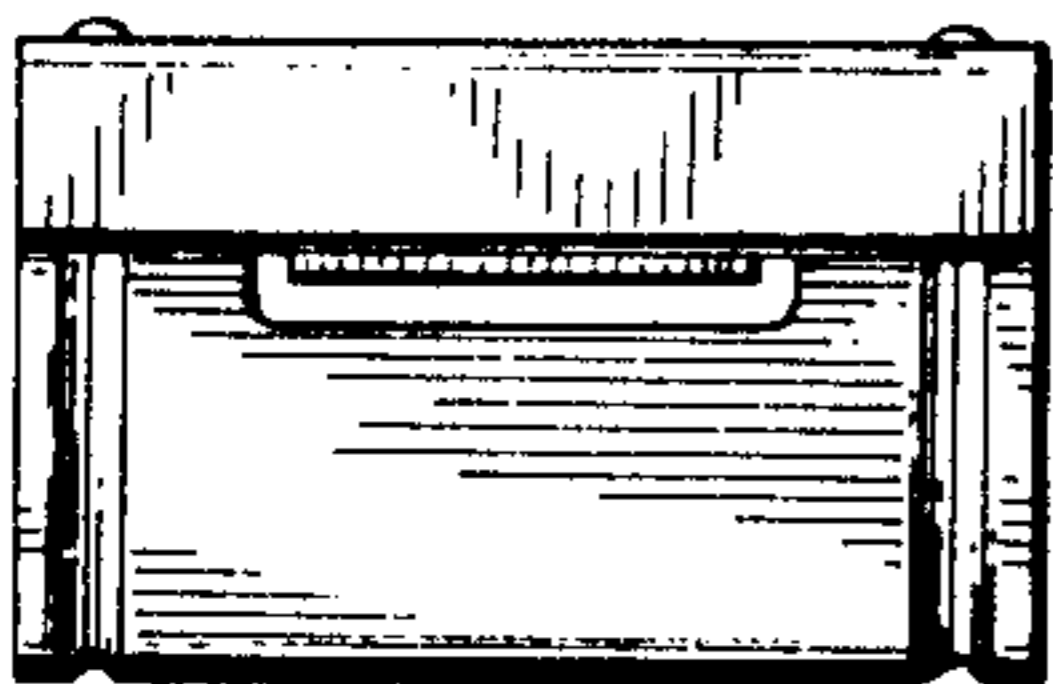
**FIG 1**




**FIG 2**



**FIG 3**



**FIG 4**



**FIG 5**