

[54] X-RAY SHIELD

[56]

References Cited

U.S. PATENT DOCUMENTS

[75] Inventor: Alice L. Johnson, Redmond, Oreg.

| | | | |
|------------|--------|----------------|-----------|
| D. 238,615 | 1/1976 | Maier | D24/2 |
| D. 245,731 | 9/1977 | Bargsten | D2/27 |
| 3,093,829 | 6/1963 | Maine | 250/516 X |
| 3,233,248 | 2/1966 | Bushnell | 2/2 R |
| 3,394,260 | 7/1968 | Phipps | 250/516 |

[73] Assignee: Shielding, Inc., Madras, Oreg.

[**] Term: 14 Years

FOREIGN PATENT DOCUMENTS

| | | | |
|--------|--------|--------------|---------|
| 576742 | 5/1959 | Canada | 250/516 |
|--------|--------|--------------|---------|

[21] Appl. No.: 971,957

Primary Examiner—Bernard Ansher
Attorney, Agent, or Firm—Kolisch, Hartwell & Dickinson

[22] Filed: Dec. 21, 1978

[57] CLAIM

The ornamental design for x-ray shield, as shown.

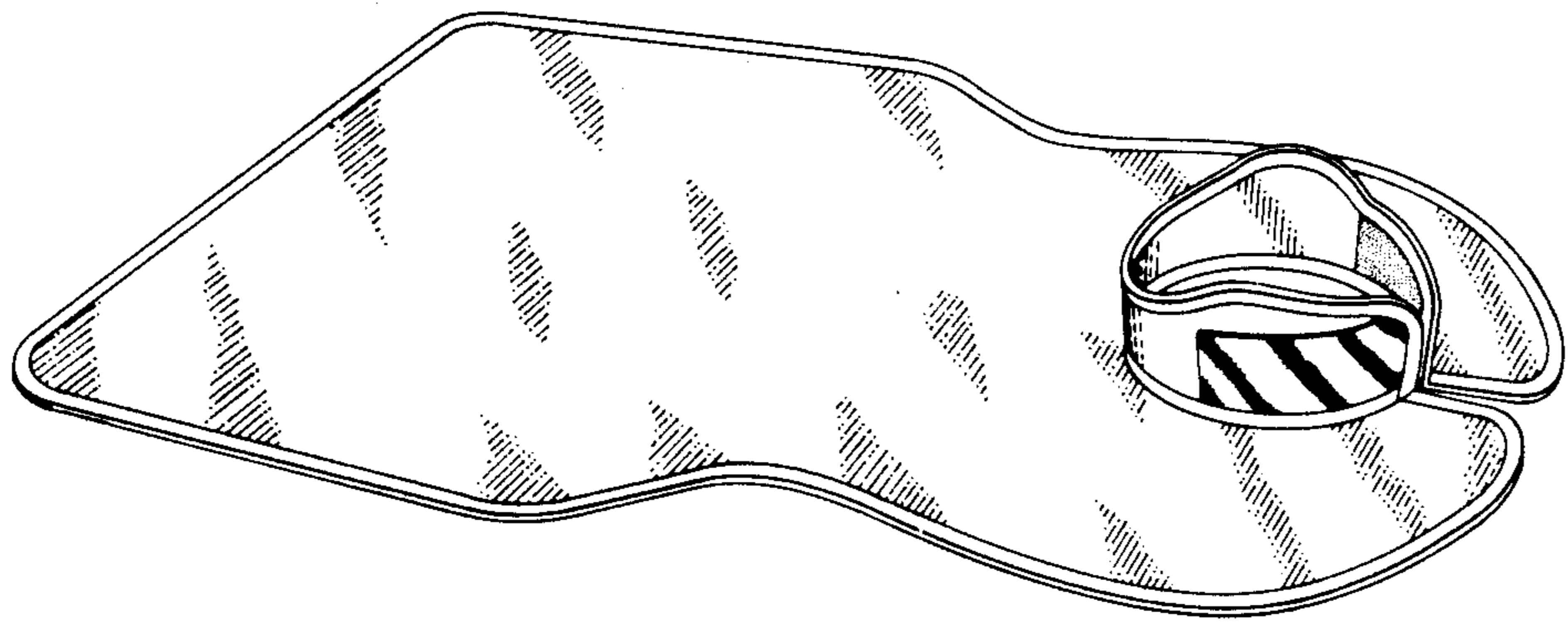
[51] Int. Cl. D24—99; D2—2

[52] U.S. Cl. D24/2; D2/27

[58] Field of Search 250/515, 516; 2/2 R, 2/92; D24/2, 7; 128/132 R; D2/27

DESCRIPTION

FIG. 1 is a top perspective view of the invention; and FIG. 2 is a bottom perspective view of the invention.



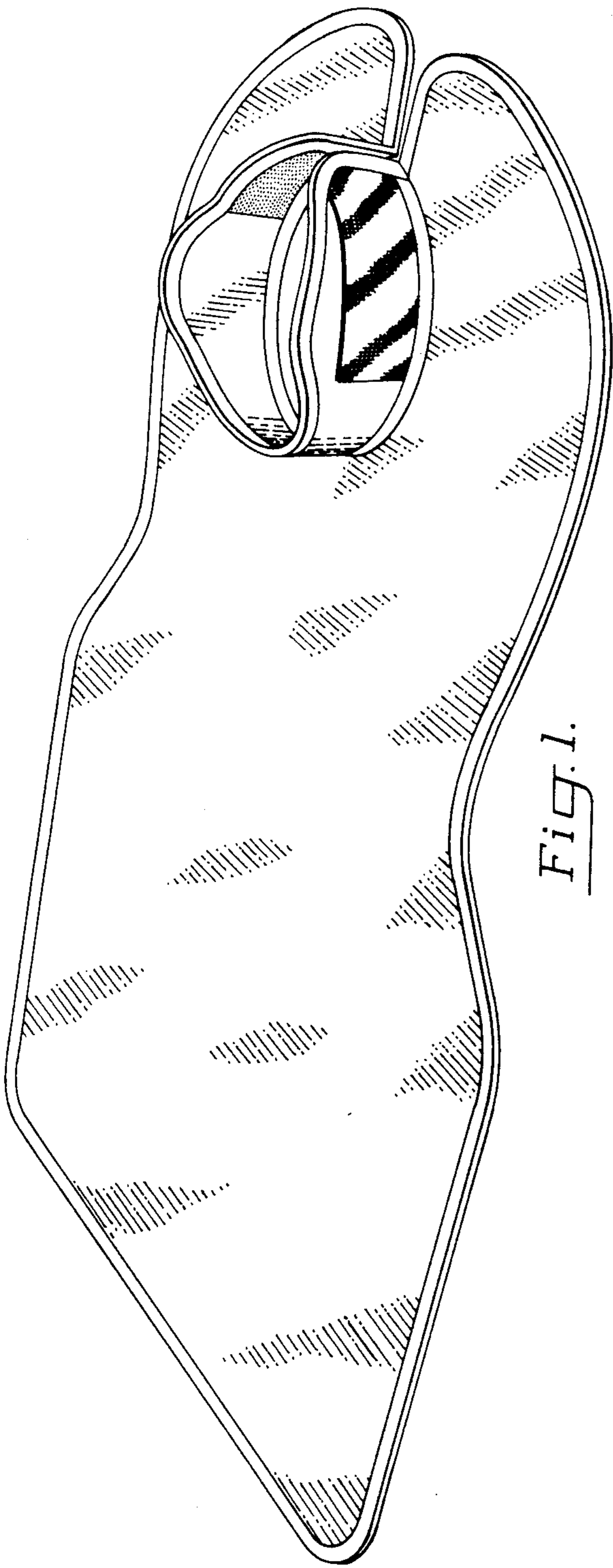


Fig. 1.

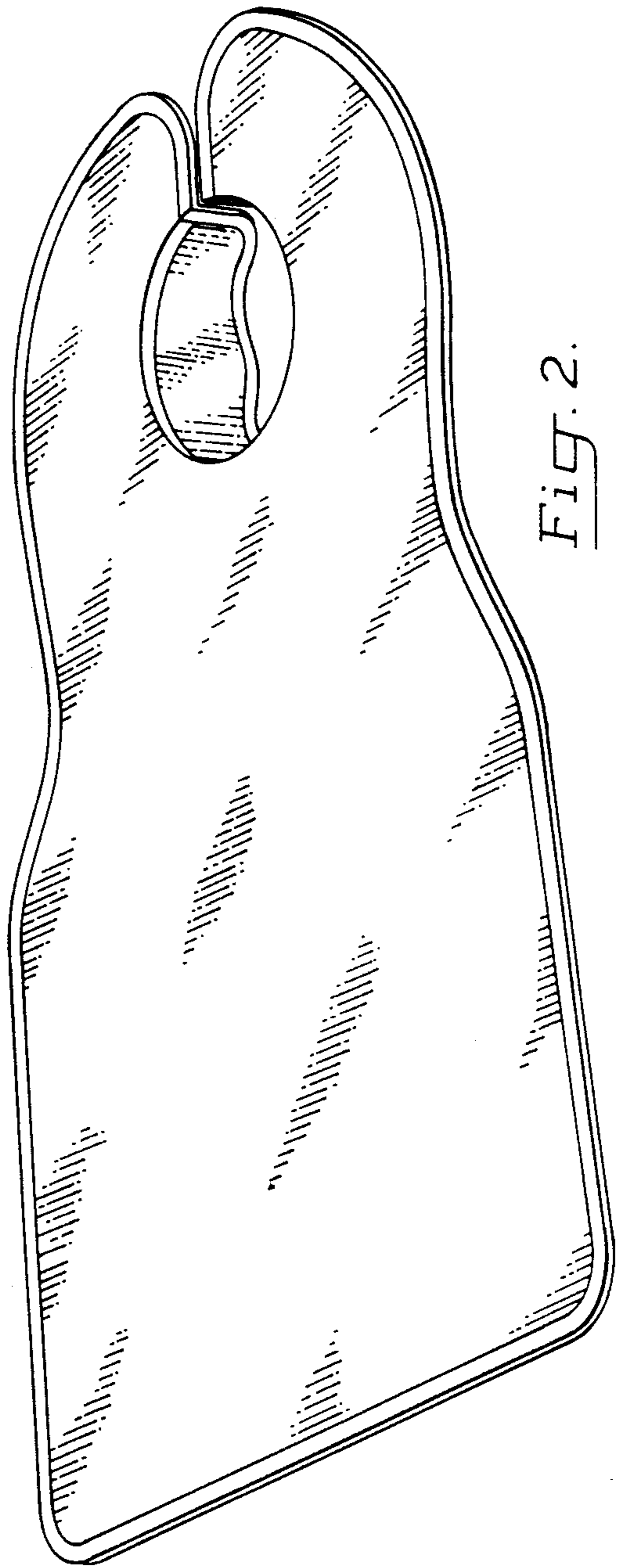


Fig. 2.