

[54] POWER COUPLING HANDLE FOR USE WITH VACUUM CLEANER

[75] Inventor: Yoshiaki Ueda, Toyonaka, Japan

[73] Assignee: Matsushita Electric Industrial Co., Ltd., Kadoma, Japan

[**] Term: 14 Years

[21] Appl. No.: 968,670

[22] Filed: Dec. 12, 1978

[30] Foreign Application Priority Data

Jun. 14, 1978 [JP] Japan 53-25006

[51] Int. Cl. D15-05

[52] U.S. Cl. D15/62

[58] Field of Search D15/62; 285/7; 339/7, 339/15; 15/377, 410

[56] References Cited

U.S. PATENT DOCUMENTS

D. 237,036	10/1975	Neceba	D15/62
3,534,317	10/1970	Descarries et al.	285/7 X
4,018,493	4/1977	Lyman et al.	285/7 X
4,052,767	10/1977	Dutcher	15/377

Primary Examiner—Catherine E. Kemper
Attorney, Agent, or Firm—Sughrue, Rothwell, Mion, Zinn and Macpeak

[57] CLAIM

The ornamental design for a power coupling handle for use with vacuum cleaner, as shown and described.

DESCRIPTION

FIG. 1 is a front, top and right side perspective view of a power coupling handle for use with vacuum cleaner showing my new design;
FIG. 2 is a right side elevational view thereof with the clamp in depressed position;
FIG. 3 is a top plan view thereof;
FIG. 4 is a bottom plan view thereof;
FIG. 5 is a front elevational view thereof; and
FIG. 6 is a rear elevational view thereof.

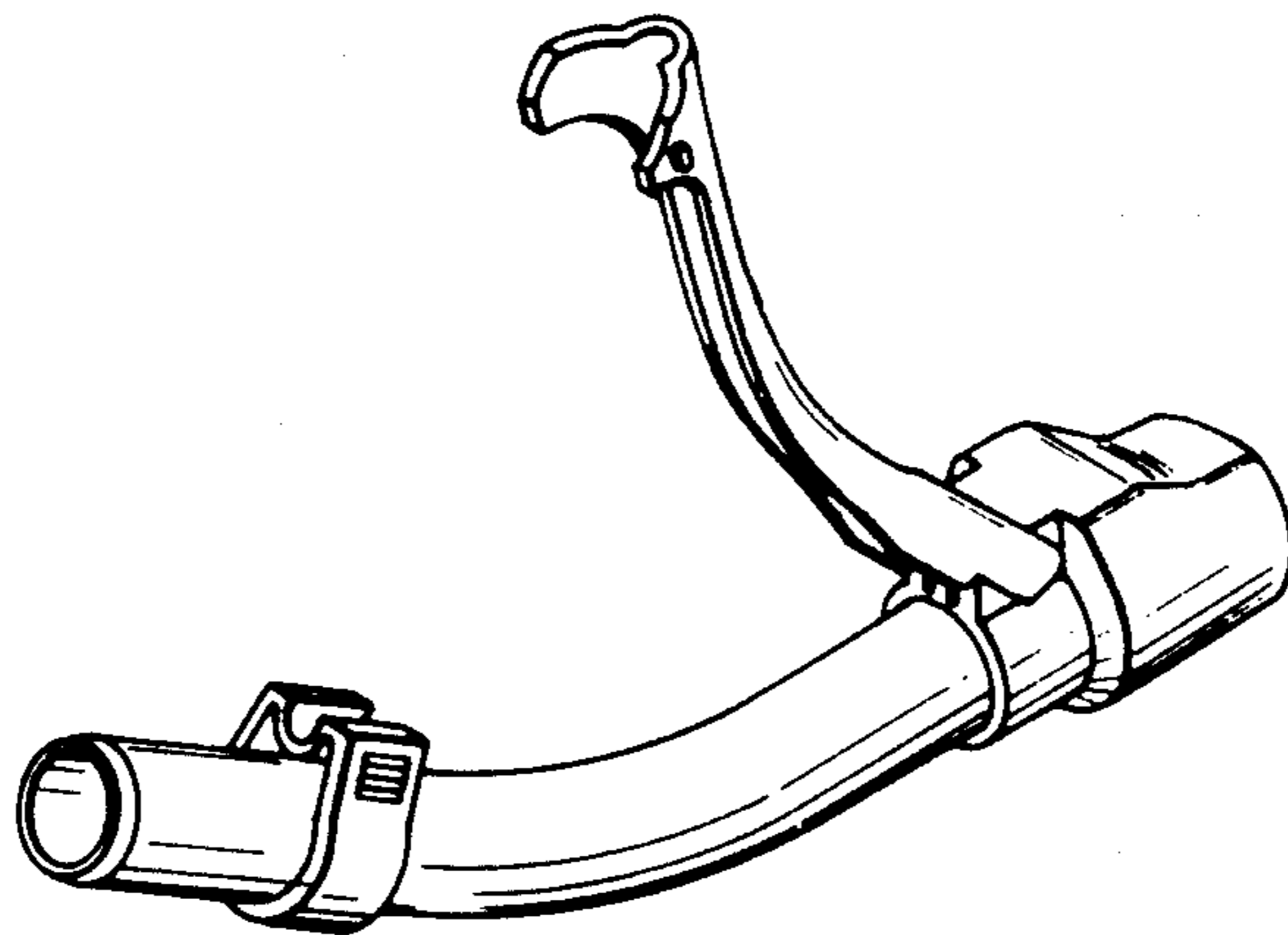


FIG. 1

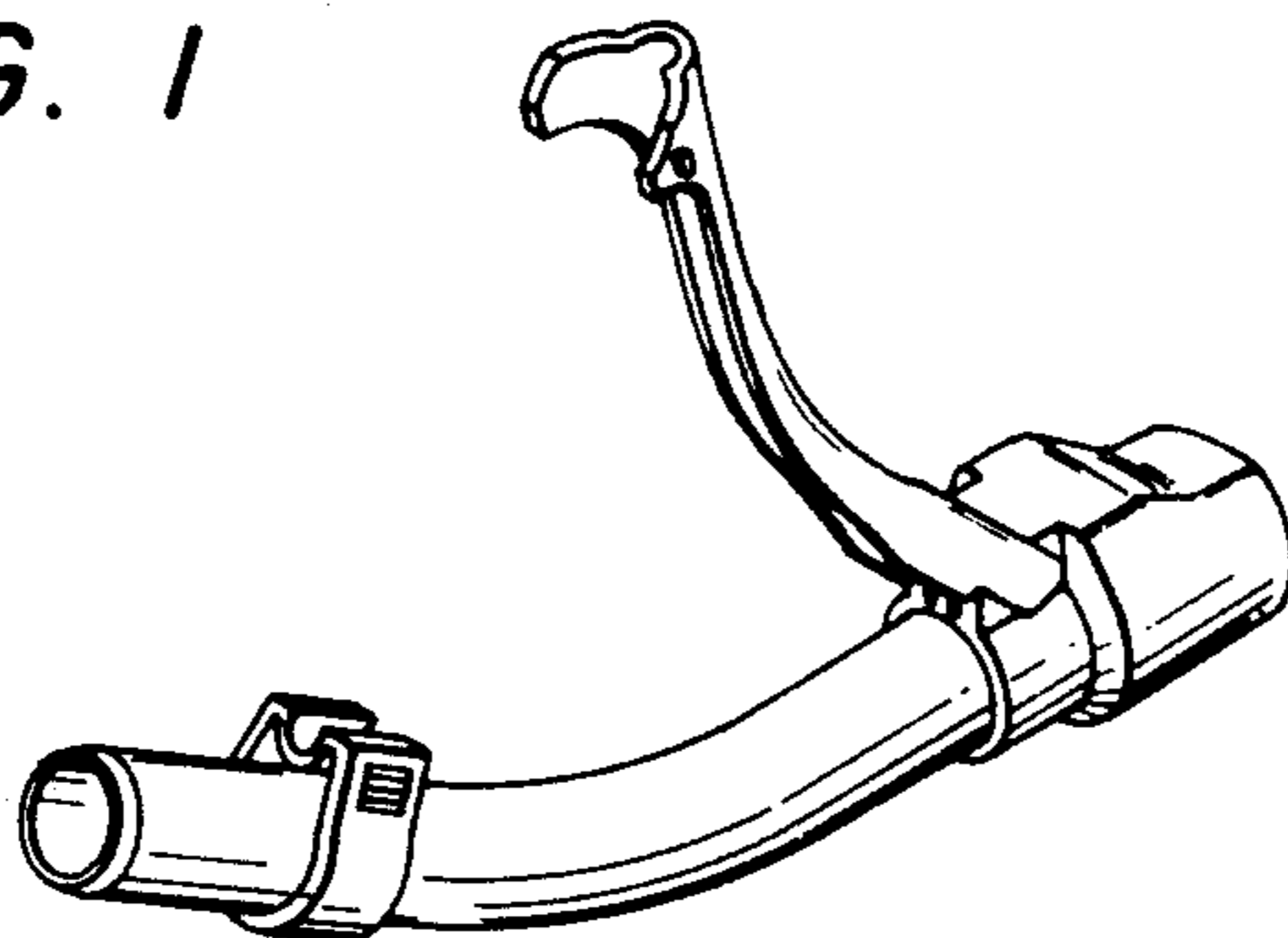


FIG. 2

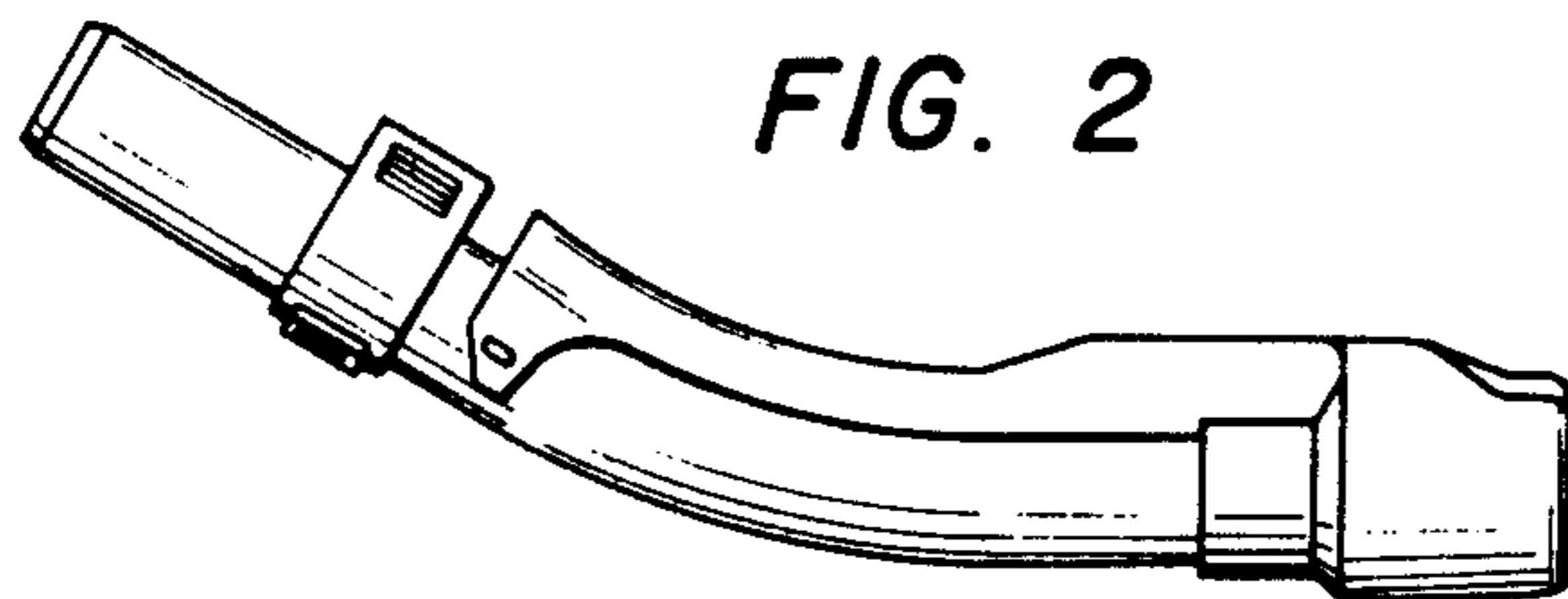


FIG. 3




FIG. 4




FIG. 5




FIG. 6

