

[54] COMBINED POCKET WATCH AND CALCULATOR

[76] Inventor: Donald J. Day, Suite 1216, Two Turtle Creek Village, Dallas, Tex. 75219

[**] Term: 14 Years

[21] Appl. No.: 945,572

[22] Filed: Sep. 25, 1978

[51] Int. Cl. D10—02

[52] U.S. Cl. D10/31

[58] Field of Search D10/30, 31, 32, 33, D10/34, 35, 36, 37, 38, 39; 58/50 R, 23 R, 23 A, 23 BA, 23 C, 152 R, 57, 58, 88 W, 88 R, 88 E, 88 WC, 88 G; 235/152, 156, 160

[56] References Cited

U.S. PATENT DOCUMENTS

D. 60,532	3/1922	Gruen	D10/30
D. 138,444	8/1944	Smoleroff	D10/30 X
D. 247,701	4/1978	Kwon	D10/31
3,738,099	6/1973	Tanaka	58/50 R X

3,928,960	12/1975	Reese	58/50 R X
4,041,295	8/1977	Ido	235/156
4,062,181	12/1977	Zurcher	58/152 R

OTHER PUBLICATIONS

Jeweler's Circular Keystone -9/78-p. 122-Calander Watches.

European Jeweler (D. G.Z.)-11/77 p. 78-Calander Watch at top-right.

Form-8/11/76-p. 42-Watch at middle-left.

Primary Examiner—Nelson C. Holtje

Attorney, Agent, or Firm—Head & Johnson

[57] CLAIM

The ornamental design for a combined pocket watch and calculator, substantially as shown and described.

DESCRIPTION

FIG. 1 is a front elevational view of a combined pocket watch and calculator showing my new design;

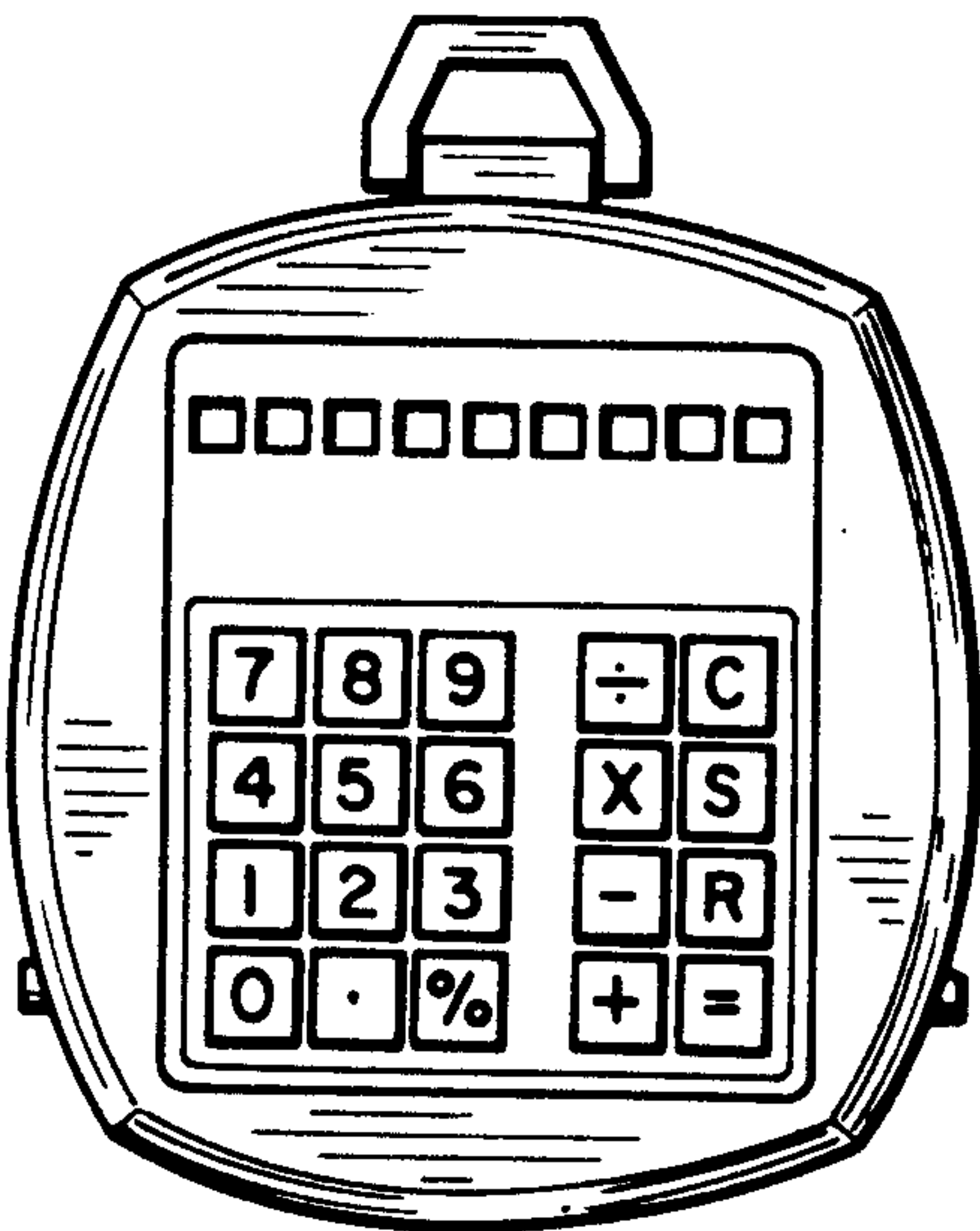
FIG. 2 is a top plan view thereof;

FIG. 3 is a bottom plan view thereof;

FIG. 4 is a left side elevational view thereof;

FIG. 5 is a right side elevational view thereof;

FIG. 6 is a rear elevational view thereof.






Fig. 2




Fig. 4

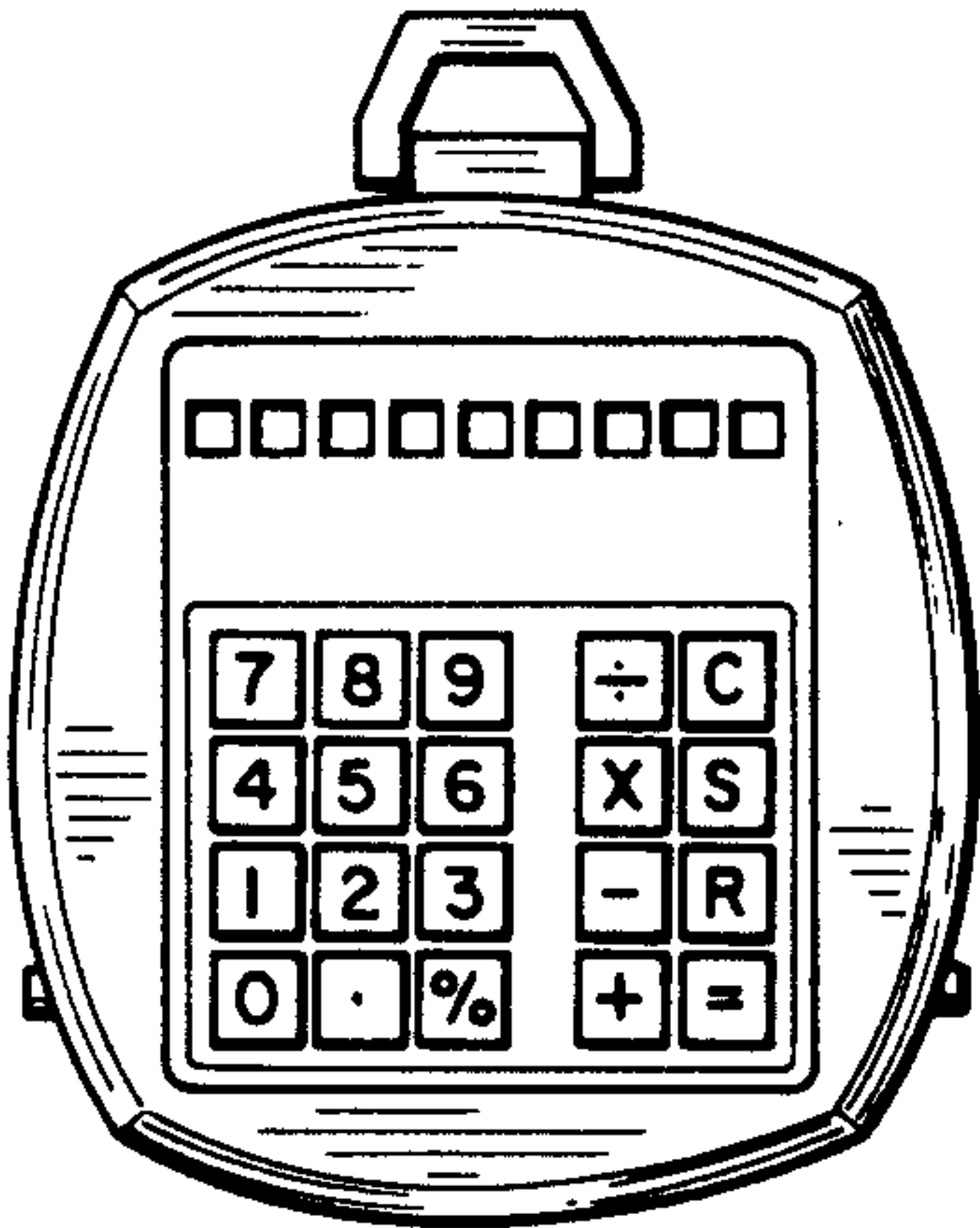


Fig. 1




Fig. 5




Fig. 3

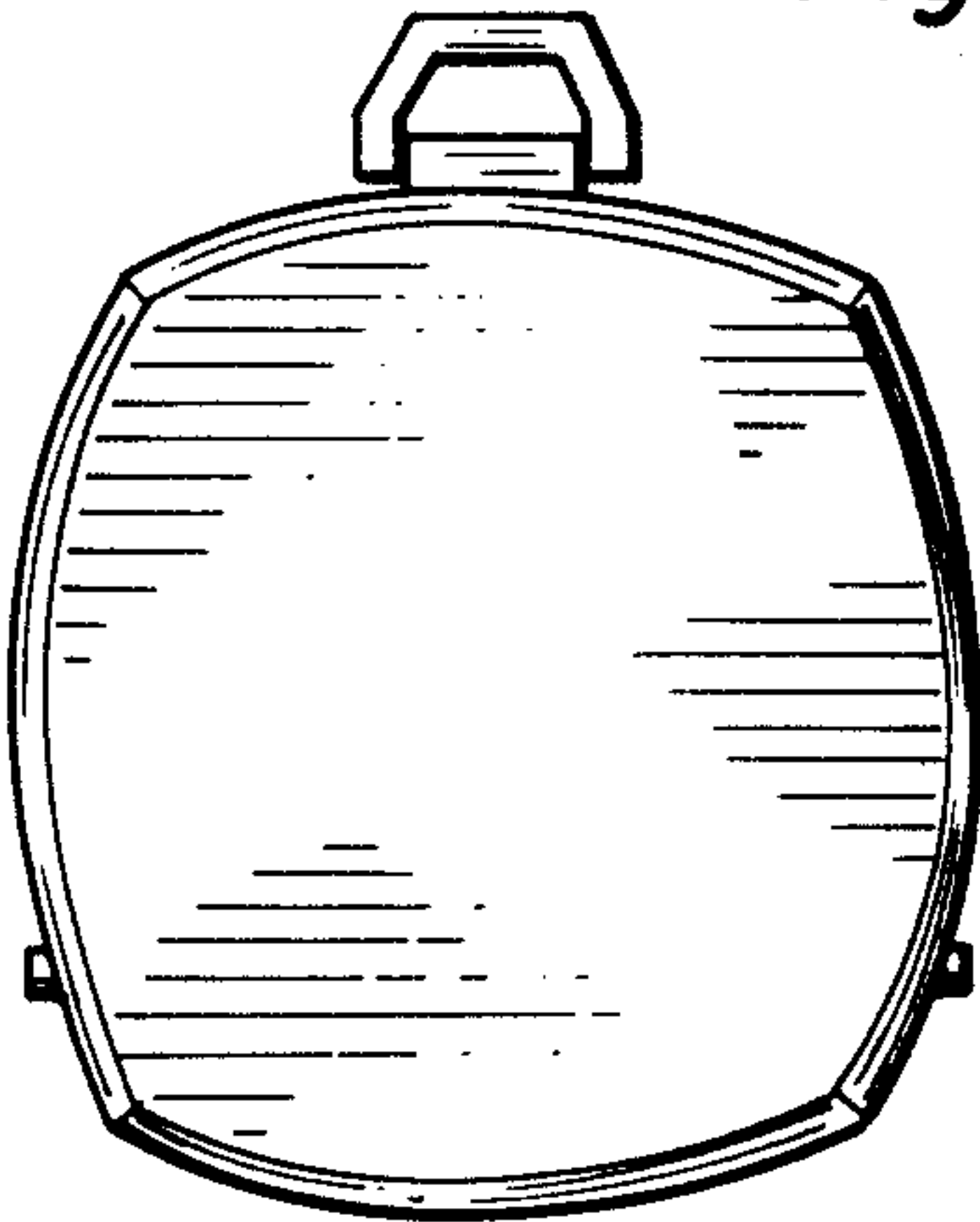


Fig. 6