

[54] SHELF BRACKET OR THE LIKE  
[75] Inventor: Rino Conti, Stoughton, Mass.  
[73] Assignee: Dart Industries Inc., Los Angeles, Calif.

1,055,201 3/1913 Mason ..... 248/243  
1,063,318 6/1913 Bartels ..... 52/584  
3,604,669 9/1971 Asher ..... 211/90  
4,093,168 6/1978 Buri ..... 248/220.4

[\*\*] Term: 14 Years

Primary Examiner—B. J. Bullock  
Attorney, Agent, or Firm—Leigh B. Taylor

[21] Appl. No.: 933,002

[57] CLAIM

[22] Filed: Aug. 11, 1978

The ornamental design for a shelf bracket or the like, substantially as shown.

[51] Int. Cl. .... D6—04; D8—08

DESCRIPTION

[52] U.S. Cl. .... D6/114; D6/134; D8/381

FIG. 1 is a top front perspective view of a shelf bracket or the like embodying my new design;

[58] Field of Search ..... D6/114, 125, 132-136; D8/380, 381; 211/90; 108/152; 248/235, 220.4, 247.8, 243; 52/584

FIG. 2 is a front elevational view thereof;

FIG. 3 is a rear elevational view thereof;

FIG. 4 is a side view thereof;

FIG. 5 is a top view thereof;

FIG. 6 is a bottom view thereof;

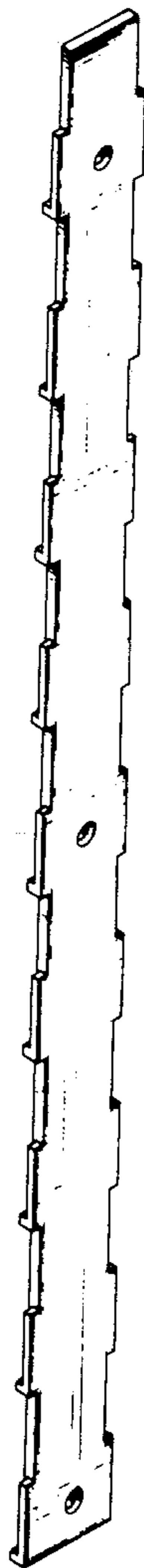
FIG. 7 is a sectional view taken in the direction of the arrows on line 7—7 of FIG. 3; and,

FIG. 8 is a sectional view taken in the direction of the arrows on line 8—8 of FIG. 3.

[56] References Cited

U.S. PATENT DOCUMENTS

D. 235,181 5/1975 Brown ..... D6/114  
1,055,050 3/1913 Knape ..... 248/243



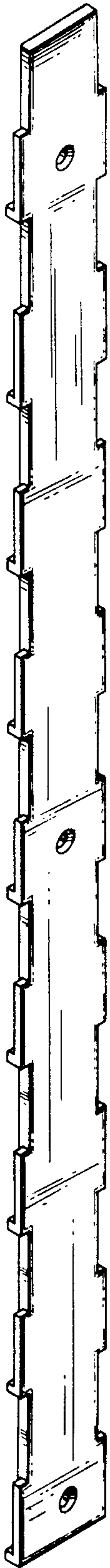


FIG. 1

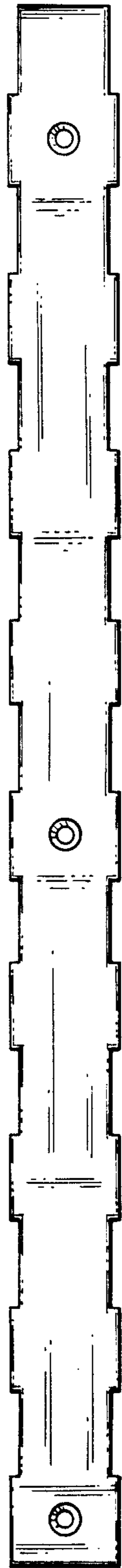


FIG. 2

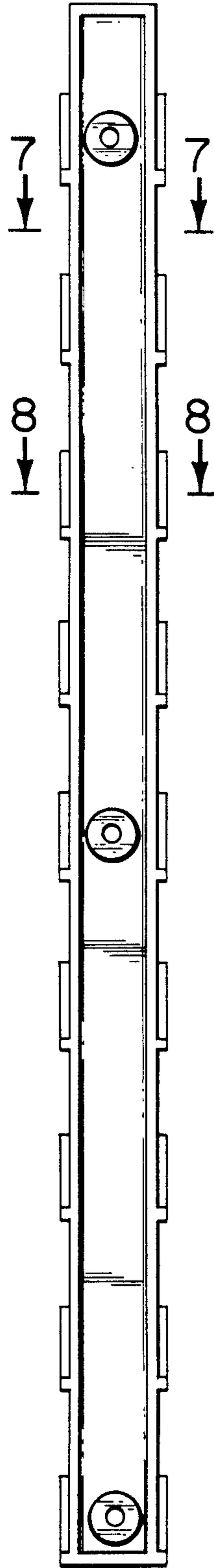


FIG. 3



FIG. 4

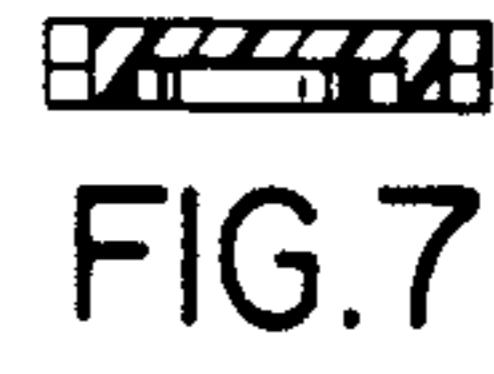


FIG. 7



FIG. 8




FIG. 5




FIG. 6