

[54] SPARE KEY HOLDER

[76] Inventor: Ronnie E. Holmes, P.O. Box 428, Suisun, Calif. 94585

[**] Term: 14 Years

[21] Appl. No.: 38,084

[22] Filed: May 11, 1979

[51] Int. Cl. D3-01

[52] U.S. Cl. D3/61; D9/457; D20/27

[58] Field of Search D3/61-65; D19/37; D9/191, 224; D20/22, 27; 150/40; 206/580, 476, 477, 482, 486, 487; 40/2 A; 70/456 R, 457-460

[56] References Cited

U.S. PATENT DOCUMENTS

D. 167,481 8/1952 Osius D19/37

D. 236,557	8/1975	Rubin	D3/61
D. 245,371	8/1977	Mowry	D3/61
2,734,624	2/1956	Kernicki	150/40
2,859,789	11/1958	Bucket	D3/61

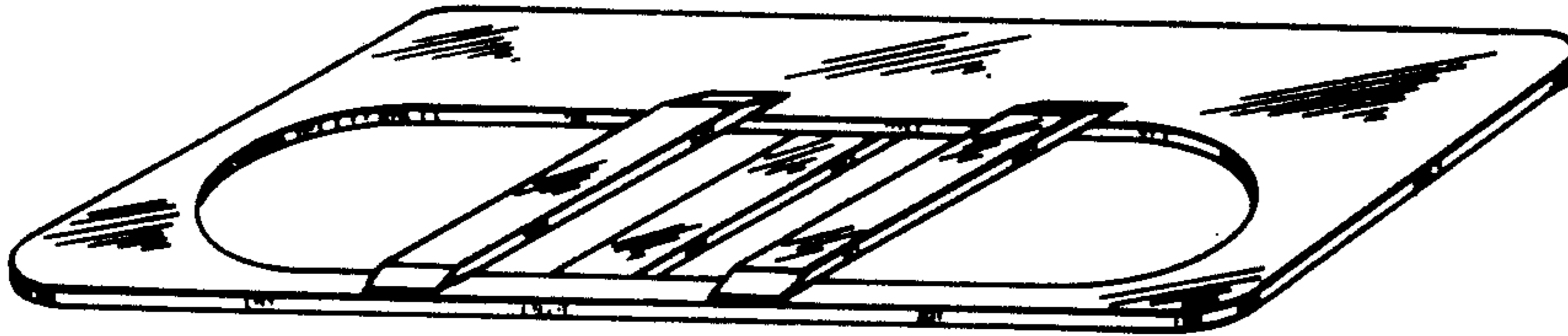
Primary Examiner—George P. Word
Attorney, Agent, or Firm—Phillips, Moore,
Weissenberger, Lempio & Majestic

[57] CLAIM

The ornamental design for a spare key holder, as shown and described.

DESCRIPTION

FIG. 1 is a perspective view of a spare key holder showing my new design;
FIG. 2 is a top plan view thereof;
FIG. 3 is a bottom plan view thereof;
FIG. 4 is a front elevational view thereof;
FIG. 5 is an inverted rear elevational view thereof;
FIG. 6 is a right end elevational view thereof; and
FIG. 7 is a left end elevational view thereof.



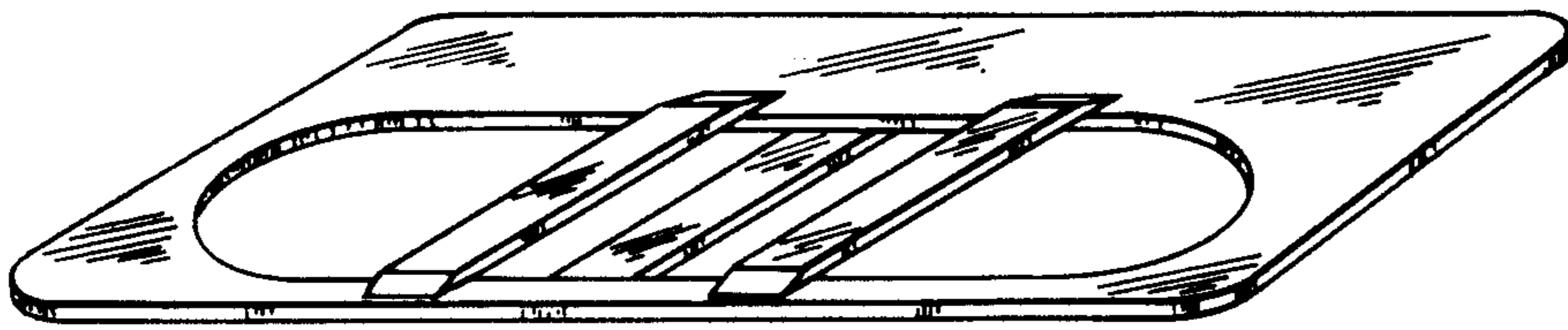


FIG _ 1

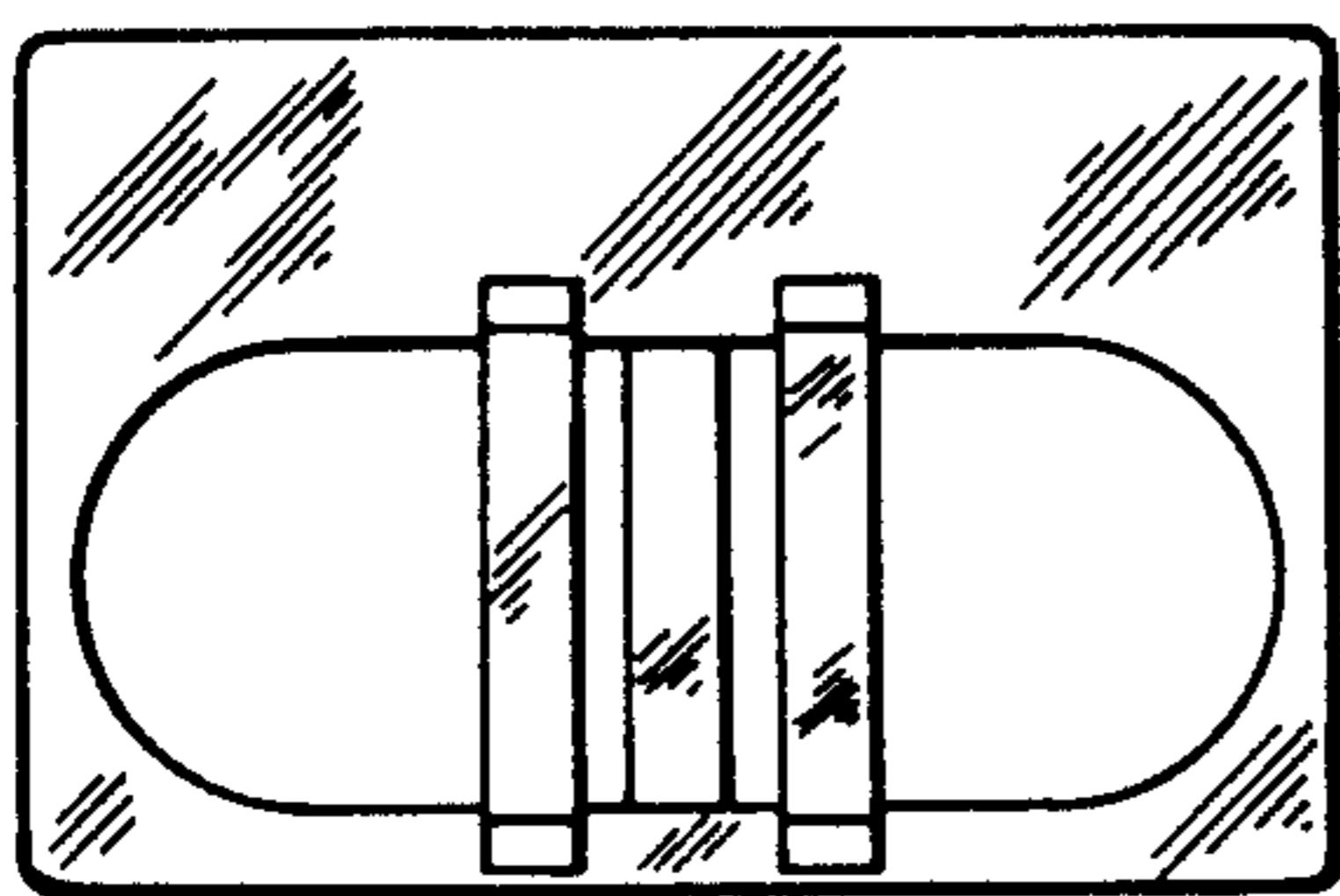


FIG _ 2

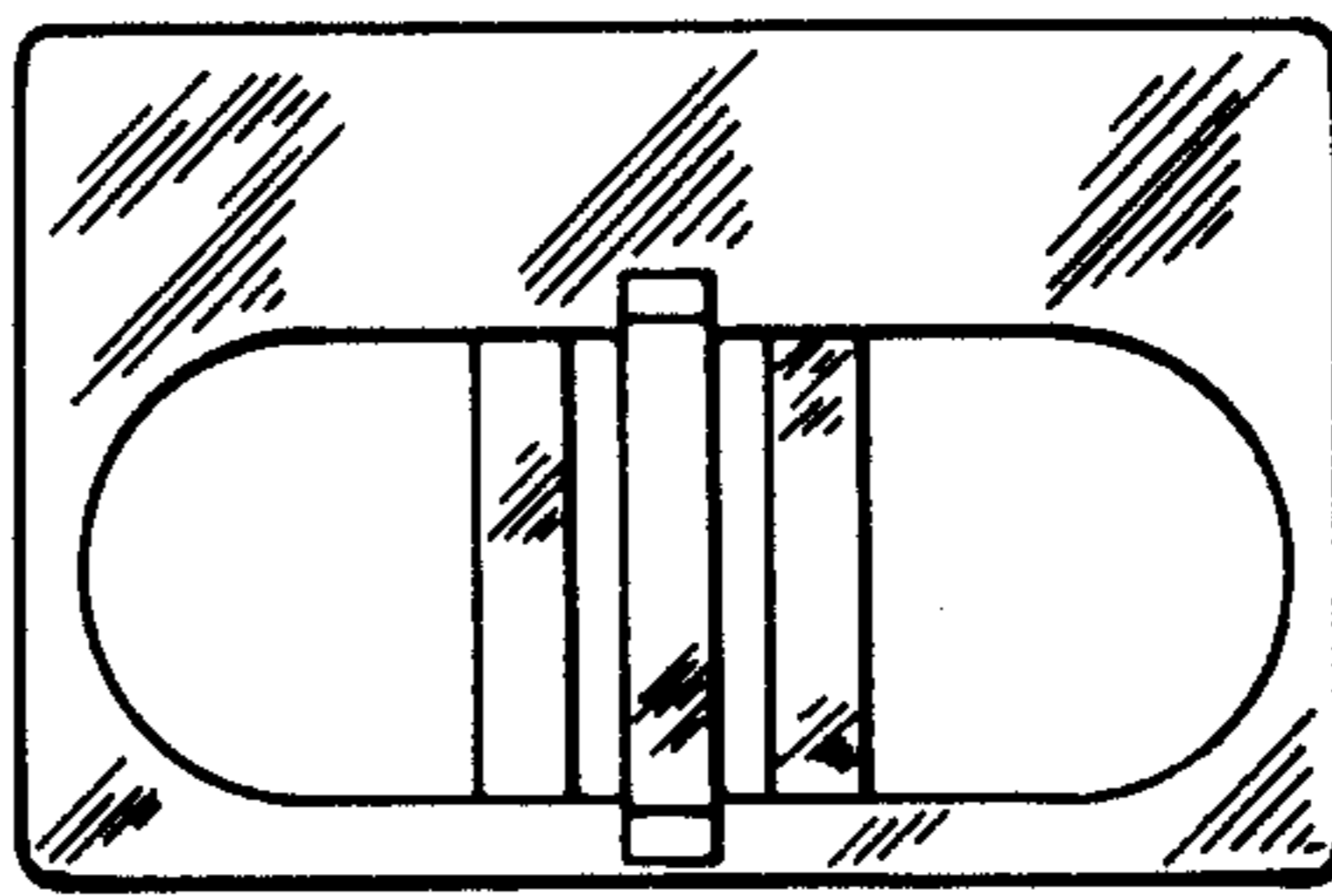


FIG _ 3



FIG _ 4



FIG _ 5



FIG _ 6




FIG _ 7