

[54] COMBINED CABINET HOLDER FOR PAPER ROLLS AND PERPETUAL CALENDAR

3,210,141 10/1965 Thomas ..... 312/245

[76] Inventor: William F. Mullaney, 1172 S. Scoville, Oak Park, Ill. 60304

[\*\*] Term: 3 1/2 Years

[21] Appl. No.: 919,346

[22] Filed: Jun. 26, 1978

[51] Int. Cl. .... D6-04

[52] U.S. Cl. .... D6/97; D6/104; D6/127; D19/21; D19/25

[58] Field of Search ..... D6/97, 99, 104, 127, D6/130, 86, 96; D19/20, 21, 22, 25, 87, 89; 40/110; 312/37, 227, 245

[56] References Cited

U.S. PATENT DOCUMENTS

D. 154,693	8/1949	Mell .....	D6/96
D. 154,933	8/1949	Lestage .....	D6/97
D. 248,001	5/1978	Santaella .....	D6/97

OTHER PUBLICATIONS

Gifts & Decorative Accessories, vol. 72, Sep. 1971, p. 101; top left "Perpetual Wall Calendar".  
Gifts & Decorative Accessories, vol. 73, Sep. 1972, p. 96; top left "Perpetual Calendar".

Primary Examiner—Joel Stearman  
Assistant Examiner—Carmen H. Vales  
Attorney, Agent, or Firm—Bernard L. Kleinke

[57] CLAIM

The ornamental design for a combined cabinet holder for paper rolls and perpetual calendar, as shown.

DESCRIPTION

FIG. 1 is a front perspective view of a combined cabinet holder for paper rolls and perpetual calendar showing my new design;

FIG. 2 is a front elevational view thereof;

FIG. 3 is a right side elevational view thereof;

FIG. 4 is a top plan view thereof; and

FIG. 5 is a bottom plan view thereof.

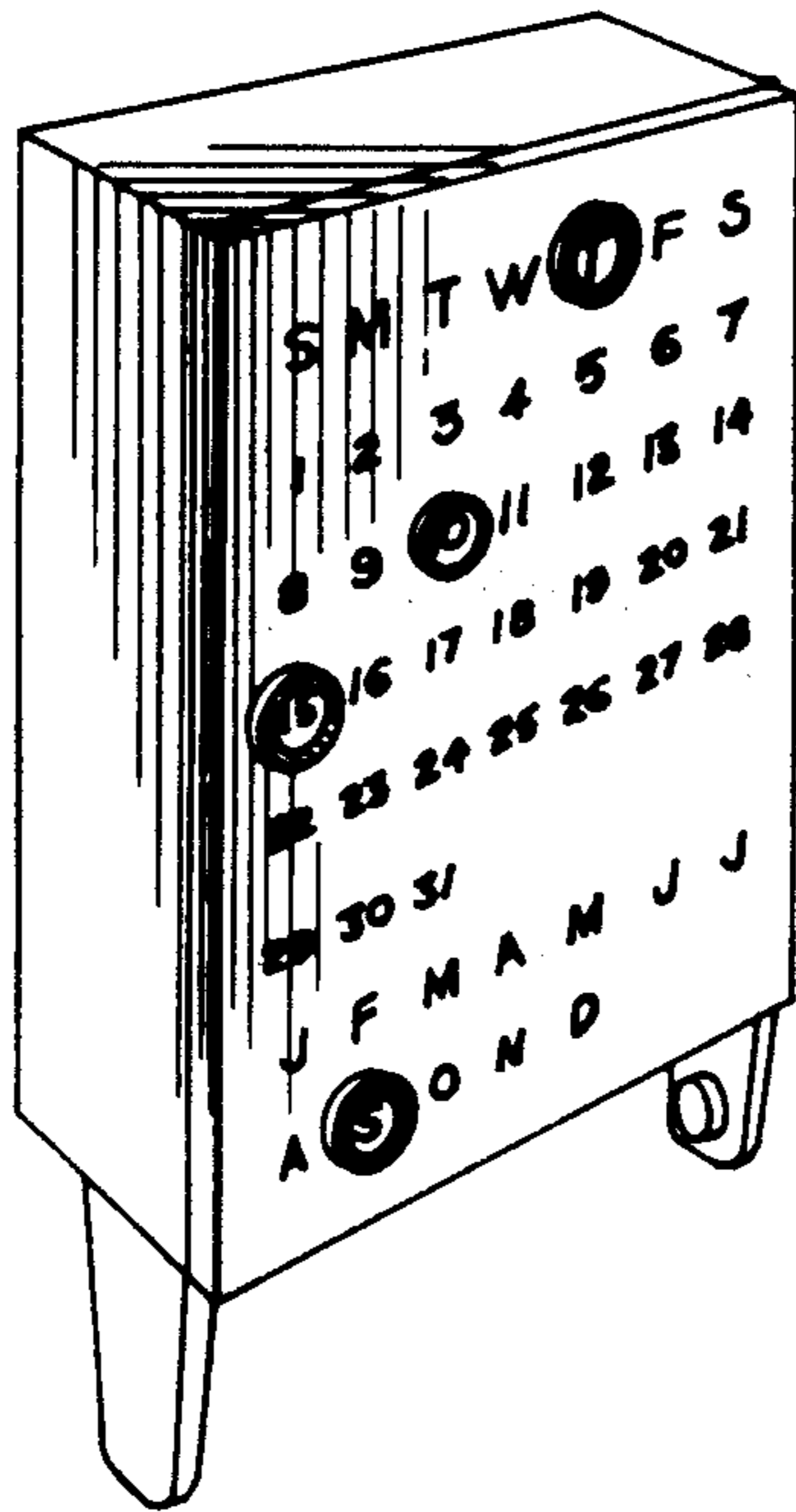


FIG. 1.

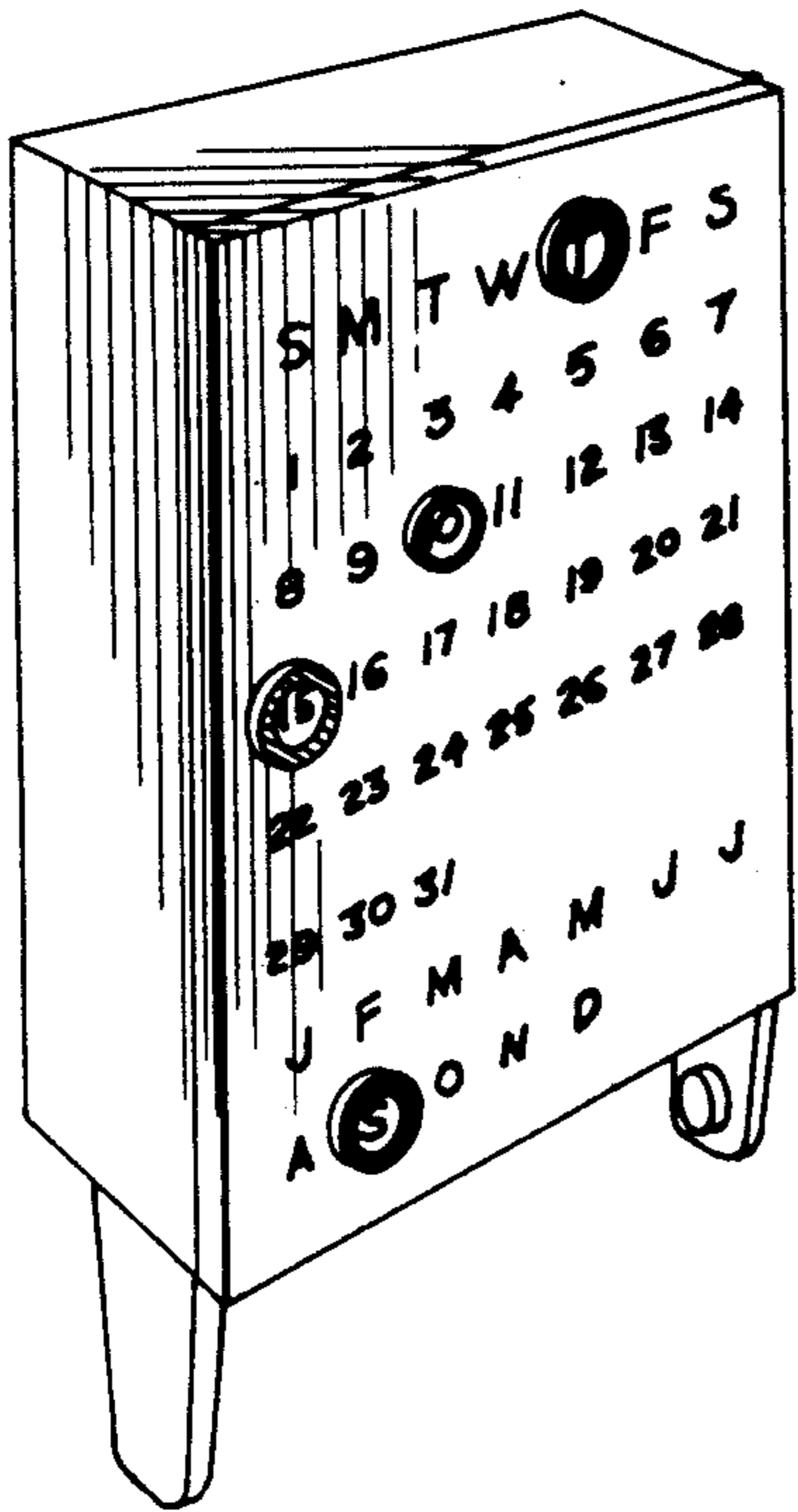


FIG. 2.




FIG. 3.

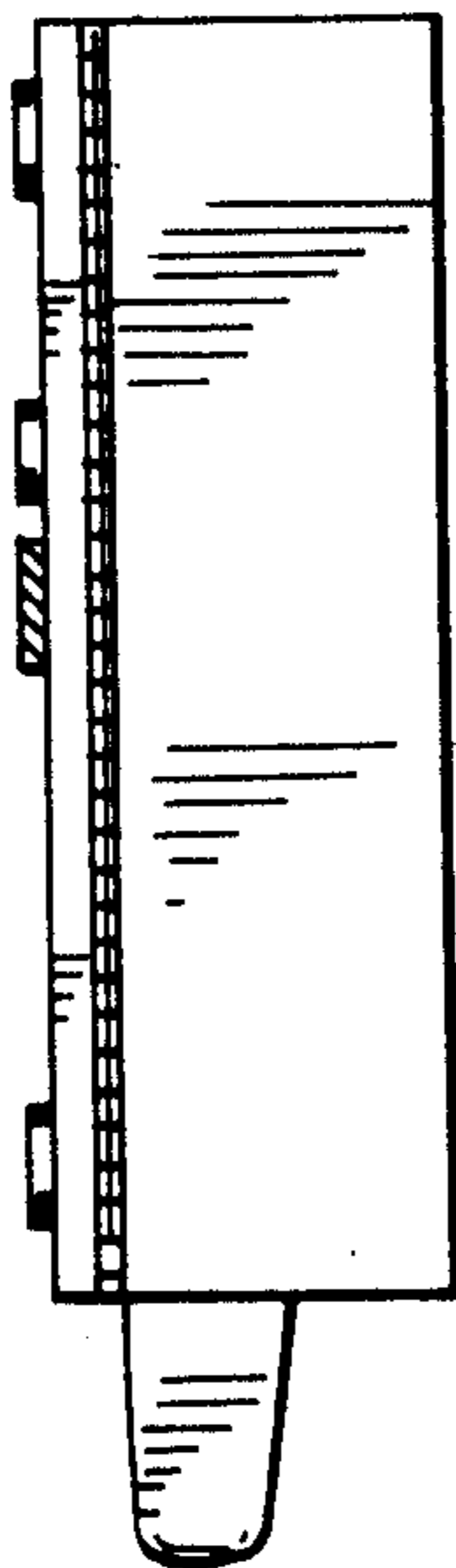


FIG. 4.

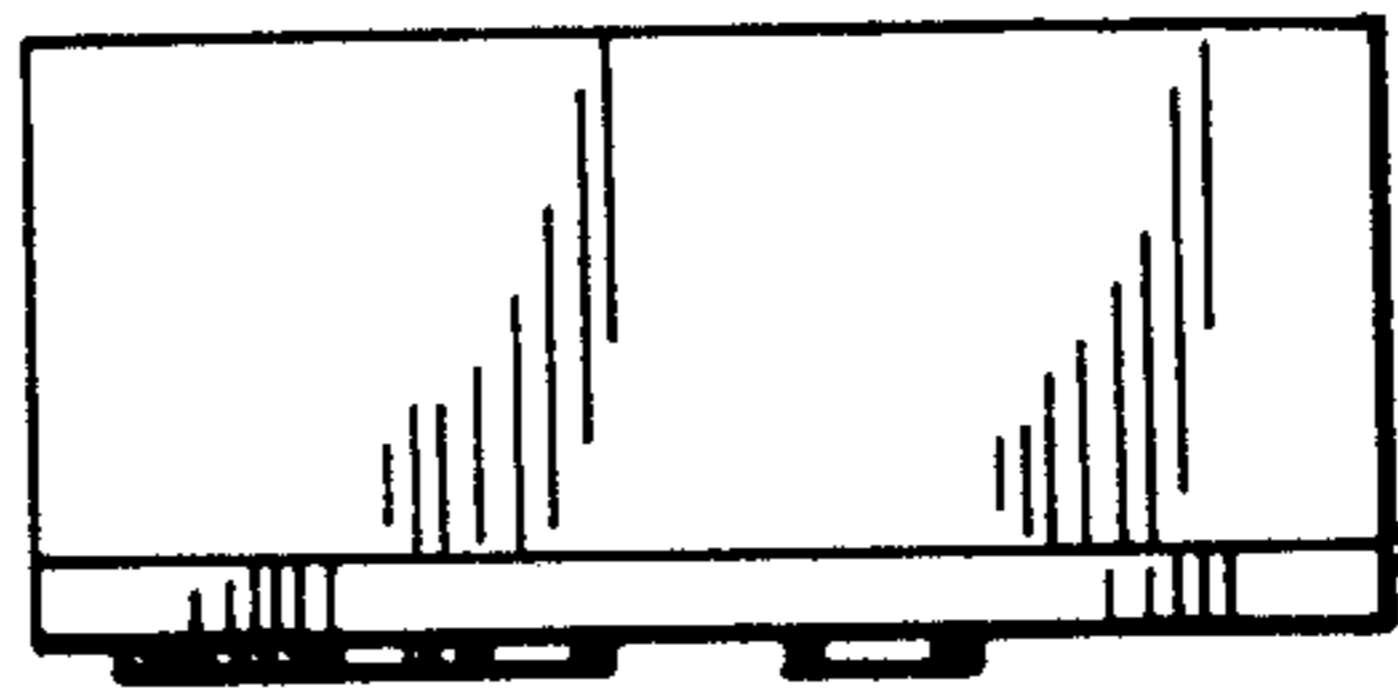


FIG. 5.

