

[54] TOP WATER ARTIFICIAL FISHING LURE

[76] Inventor: William O. Williams, Jr., Rte. 2, Box 172, Clover, S.C. 29710

[\*\*] Term: 14 Years

[21] Appl. No.: 56,711

[22] Filed: Jul. 11, 1979

[51] Int. Cl. .... D22-05

[52] U.S. Cl. .... D22/27; D22/30

[58] Field of Search ..... 43/42.24, 42.26, 42.3, 43/44.81, 42.36, 42.19, 42.2, 42.39; D22/27, 28, 29, 30

[56] References Cited

U.S. PATENT DOCUMENTS

D. 175,099 7/1955 Bahr ..... D22/27
1,862,036 6/1932 Schilpp ..... D22/27 X
3,017,307 1/1962 Halliburton ..... 43/44.81 X

FOREIGN PATENT DOCUMENTS

2327727 5/1977 France ..... 43/42.3
10702 of 1913 United Kingdom ..... 43/42.2

OTHER PUBLICATIONS

Sporting Goods Dealer, Sep., 1959, p. 153, kebal swivel illustration at center of page.

Primary Examiner—A. Hugo Word
Attorney, Agent, or Firm—Channing L. Richards

[57] CLAIM

The ornamental design for a top water artificial fishing lure, as shown and described.

DESCRIPTION

FIG. 1 is a side elevation of the top water artificial fishing lure of the present invention;
FIG. 2 is a plan view of the fishing lure of FIG. 1;
FIG. 3 is a bottom view of the fishing lure of FIG. 1;
FIG. 4 is a front elevation of the fishing lure of FIG. 1;
FIG. 5 is a rear elevation of the fishing lure of FIG. 1;
and
FIG. 6 is a side elevation of the artificial fishing lure of FIG. 1 with a hair-like tail trailing therefrom.

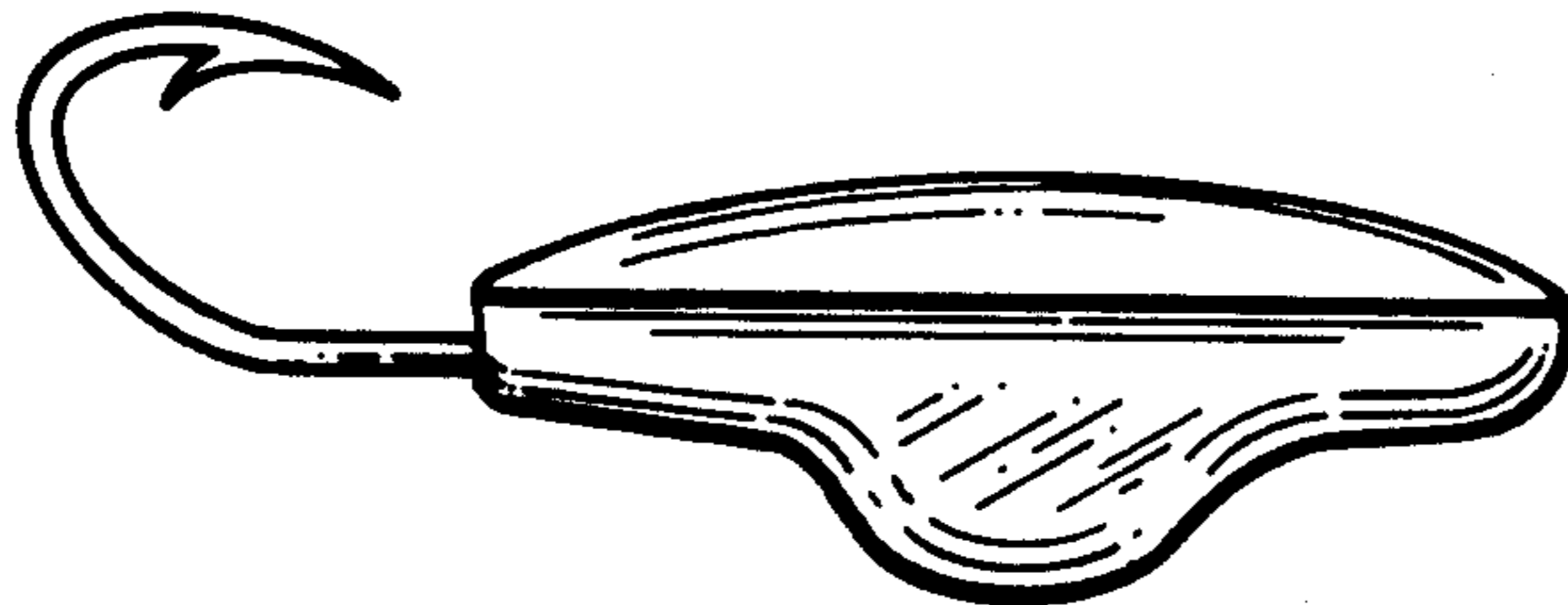


FIG. 1

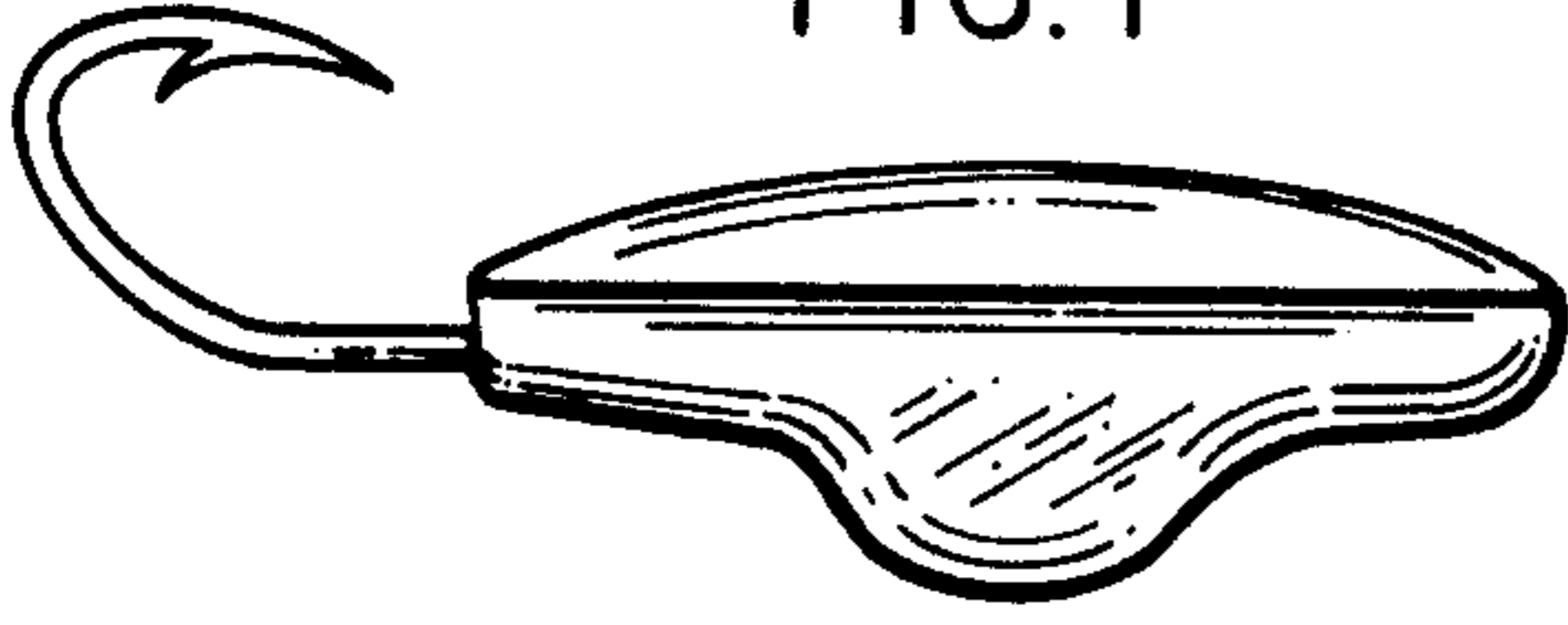


FIG. 4




FIG. 2




FIG. 5

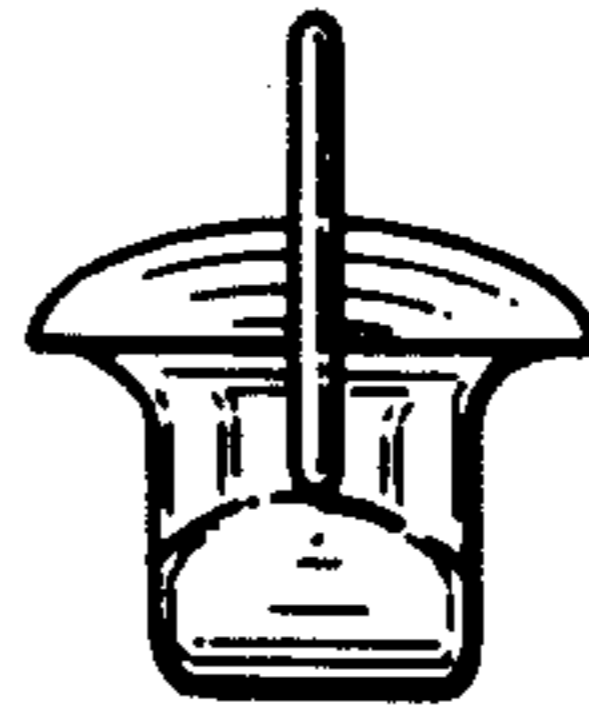
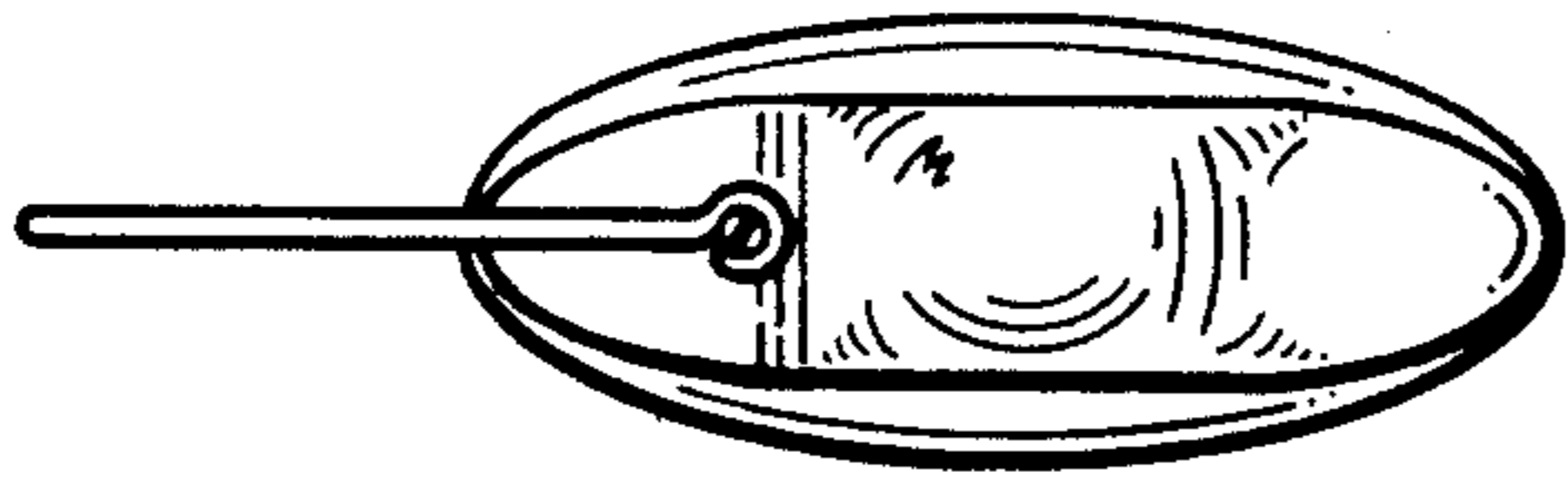


FIG. 3



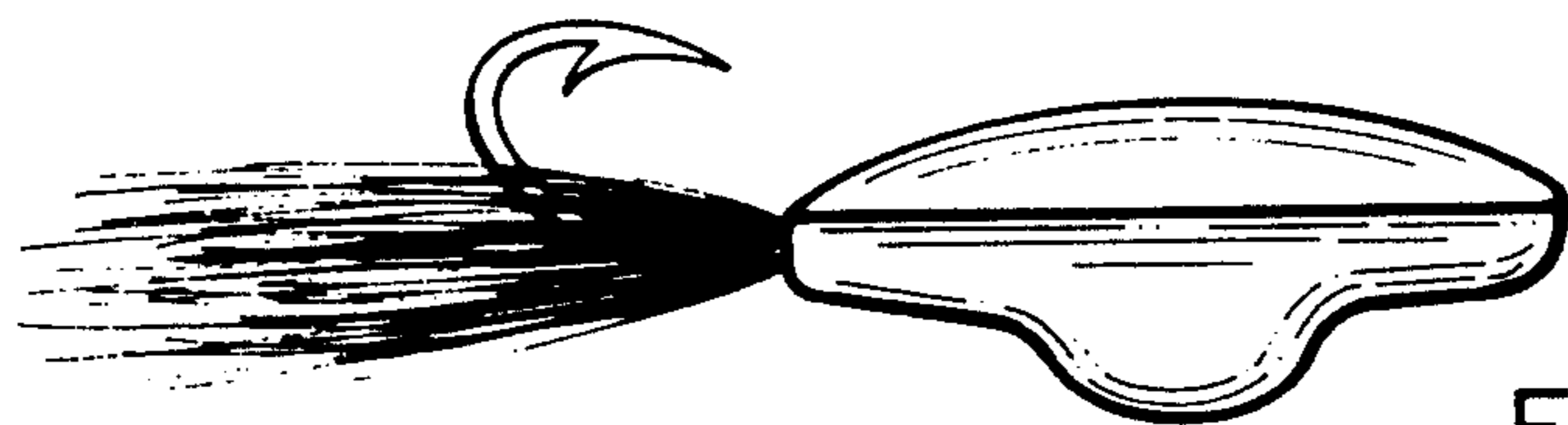


FIG. 6