

[54] FISHING ROD GRIP

[75] Inventors: Masakazu Sakamoto; Tetsuyuki Doi, both of Fukuyama, Japan

[73] Assignee: Ryobi Ltd., Fuchu, Japan

[\*\*] Term: 14 Years

[21] Appl. No.: 44,138

[22] Filed: May 31, 1979

[30] Foreign Application Priority Data

Dec. 12, 1978 [JP] Japan ..... 53-52656[U]

[51] Int. Cl. .... D22-05

[52] U.S. Cl. .... D22/23

[58] Field of Search ..... D22/23; 43/22, 23, 18 R, 43/18 GF, 19, 19 K, 20, 25.2

[56] References Cited

U.S. PATENT DOCUMENTS

D. 254,683 4/1980 Endo et al. .... D22/23

OTHER PUBLICATIONS

Cotton Cordells Liveliest Lures, catalog (B) 9/8/70, p. 15, Casting Handle at bottom.


Primary Examiner—A. Hugo Word  
Attorney, Agent, or Firm—Sughrue, Rothwell, Mion, Zinn and Macpeak

[57] CLAIM


The ornamental design for a fishing rod grip, as shown and described.

DESCRIPTION

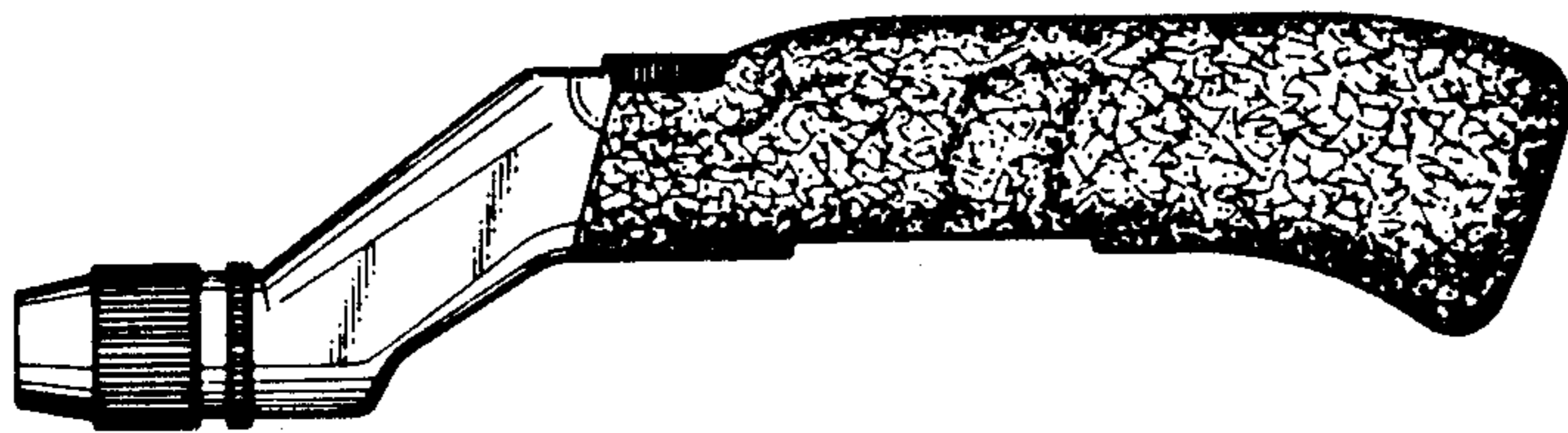
FIG. 1 is a front, top and right side perspective view of a fishing rod grip showing our new design; FIG. 2 is a right side elevational view thereof, the other side being a mirror image thereof; FIG. 3 is a top plan view thereof; FIG. 4 is a bottom plan view thereof; FIG. 5 is a front elevational view thereof; and FIG. 6 is a rear elevational view thereof.



*Fig. 1*



*Fig. 2*




*Fig. 3*



*Fig. 4*



*Fig. 5*



*Fig. 6*

