

- [54] **COMBINED BOTTLE AND STOPPER**
- [75] **Inventor:** James E. Plummer, Toledo, Ohio
- [73] **Assignee:** Owens-Illinois, Inc., Toledo, Ohio
- [\*\*] **Term:** 14 Years
- [21] **Appl. No.:** 22,587
- [22] **Filed:** Mar. 21, 1979
- [51] **Int. Cl.** ..... D9-01
- [52] **U.S. Cl.** ..... D9/374; D9/383;  
D9/385
- [58] **Field of Search** ..... D9/47-51,  
D9/58-85, 102-104, 111-114, 140-141,  
284-287, 136-138; 215/1 R, 1 C; D7/58, 64, 65

- D. 223,147 3/1972 Northgrave et al. .... D9/285
- D. 235,734 7/1975 Strand ..... D9/48
- D. 250,878 1/1979 McGowen ..... D9/48

**OTHER PUBLICATIONS**

Modern Packaging, Feb. 1966, p. 98, Item 18, Pitcher.

*Primary Examiner*—Robert C. Spangler  
*Attorney, Agent, or Firm*—D. T. Innis; M. E. Click; D. H. Wilson

[56] **References Cited**

**U.S. PATENT DOCUMENTS**

- D. 172,232 5/1954 Lorenzen ..... D9/138
- D. 172,869 8/1954 DuPree ..... D9/284 X
- D. 175,182 7/1955 Meditz ..... D9/67
- D. 181,717 12/1957 DuPree ..... D9/48
- D. 199,035 9/1964 Ross ..... D7/64
- D. 200,487 3/1965 Dann, Jr. et al. .... D7/65

[57] **CLAIM**

The ornamental design for a combined bottle and stopper, substantially as shown and described.

**DESCRIPTION**

FIG. 1 is a side elevational view of a combined bottle and stopper showing my new design;  
 FIG. 2 is an elevational view looking from the right of FIG. 1;  
 FIG. 3 is an elevational view looking from the left of FIG. 1;  
 FIG. 4 is a top plan view; and  
 FIG. 5 is a bottom plan view.  
 The side opposite that seen in FIG. 1 is a mirror image of the side shown.



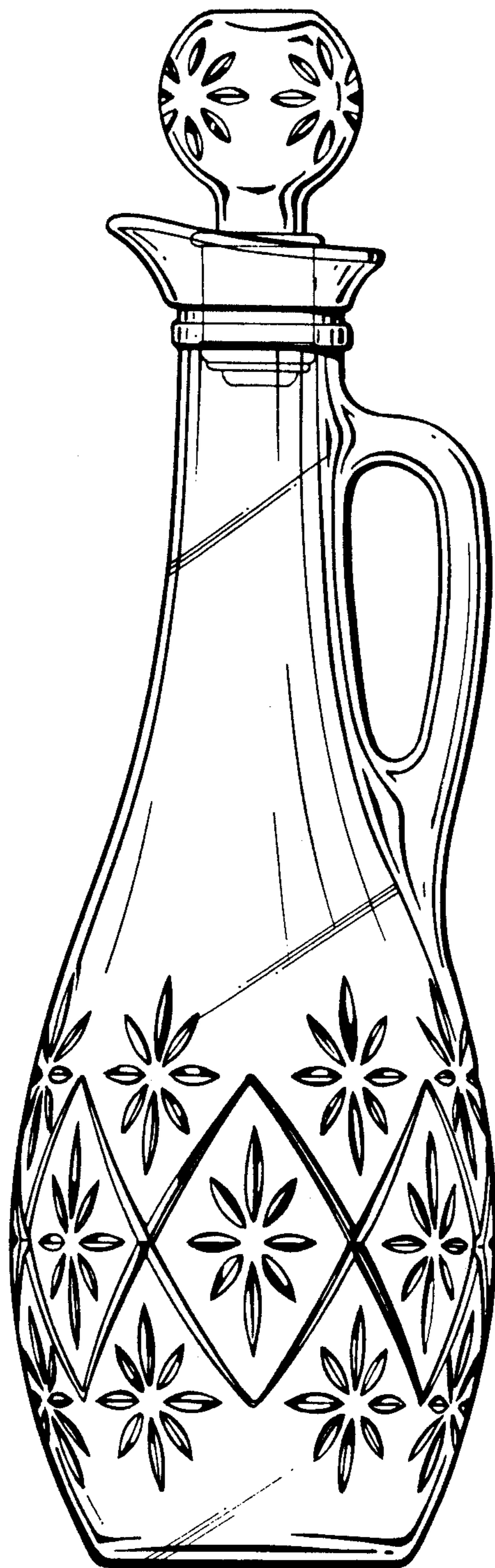


FIG. 1



FIG. 2



FIG. 3






FIG. 4




FIG. 5