

[54] TAB CARDS FOR A CARD FILE

- [75] Inventor: Martin Glaubinger, Teaneck, N.J.
- [73] Assignee: Rolodex Corporation, Secaucus, N.J.
- [\*\*] Term: 14 Years
- [21] Appl. No.: 900,940
- [22] Filed: Apr. 28, 1978

Related U.S. Application Data

- [62] Division of Ser. No. 620,421, Oct. 7, 1975, Pat. No. Des. 250,200.
- [51] Int. Cl. .... D19-01
- [52] U.S. Cl. .... D19/1
- [58] Field of Search ..... D19/1, 2, 9, 10, 75, D19/76; 40/371, 377-379; D9/191, 172; 283/36, 39, 41; 229/92.8

References Cited

U.S. PATENT DOCUMENTS

|           |         |                      |        |
|-----------|---------|----------------------|--------|
| D. 50,594 | 4/1916  | Voges .....          | D9/191 |
| 2,413,078 | 12/1946 | Scholfield .....     | 40/379 |
| 3,261,649 | 7/1966  | Erickson et al. .... | 40/379 |

OTHER PUBLICATIONS

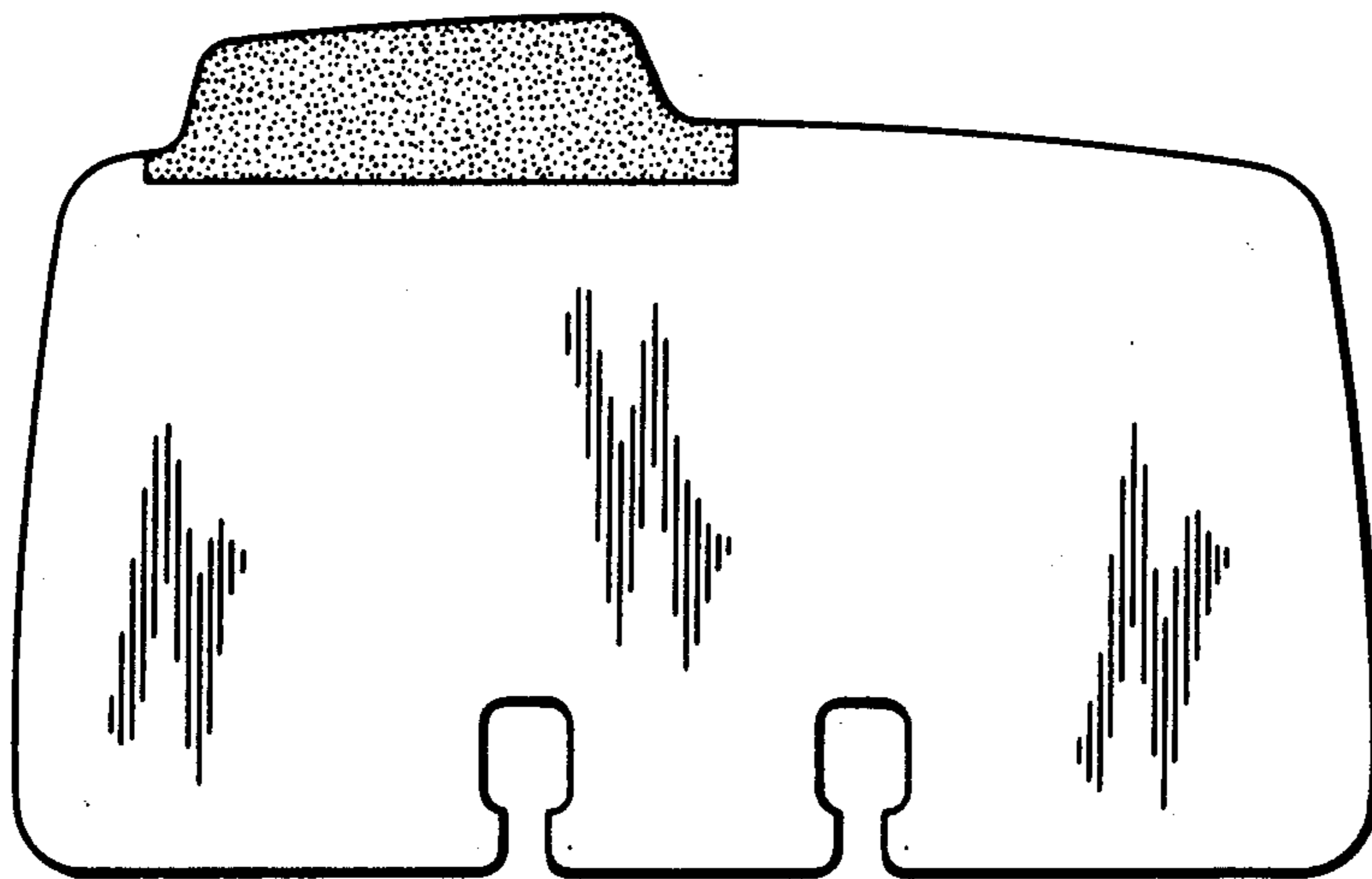
Horder's Inc., Cat. #56 ©1952, p. 32, top left.  
 Primary Examiner—George P. Word  
 Attorney, Agent, or Firm—Robert E. Burns; Emmanuel J. Lobato; Bruce L. Adams

CLAIM

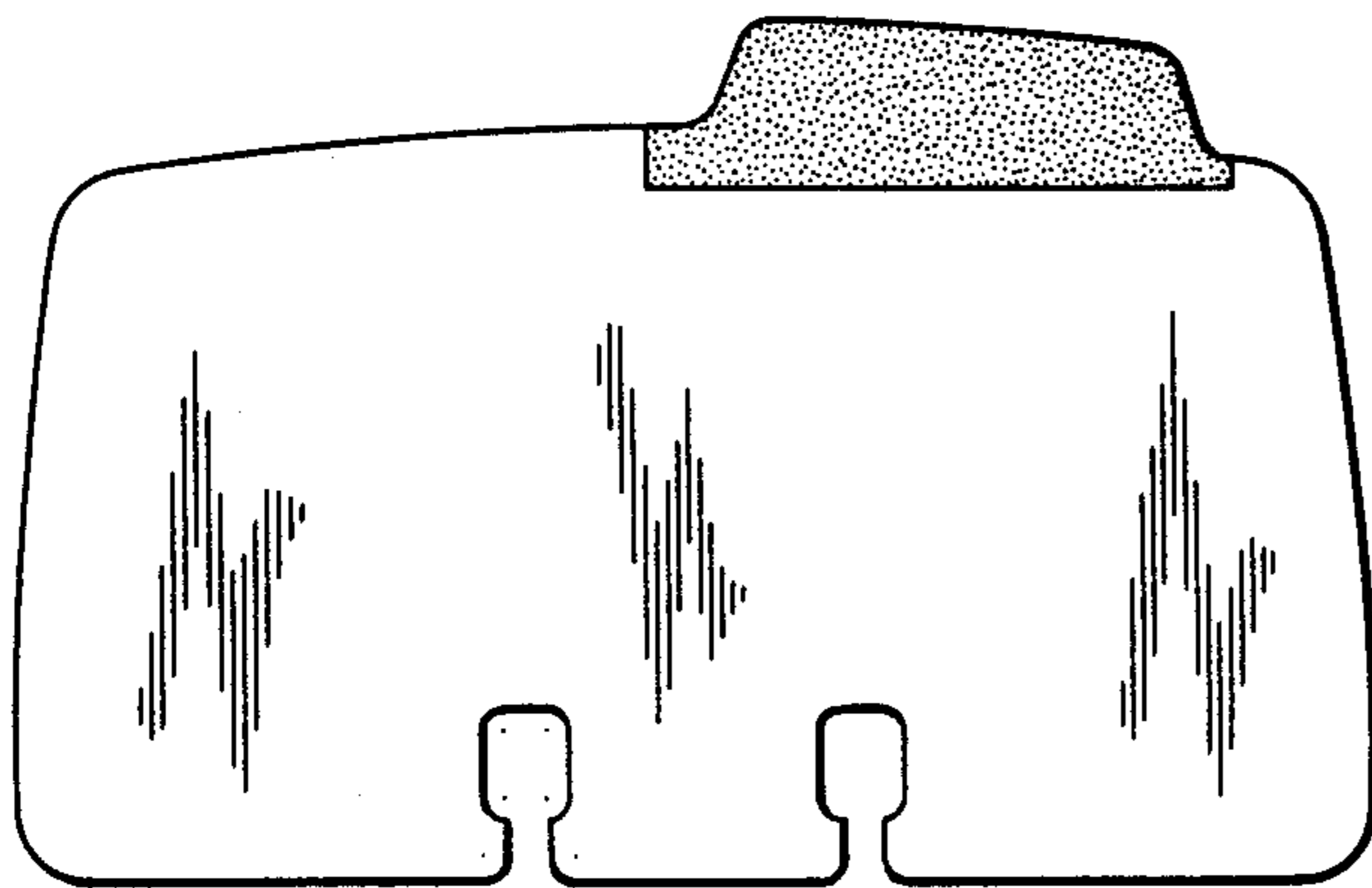
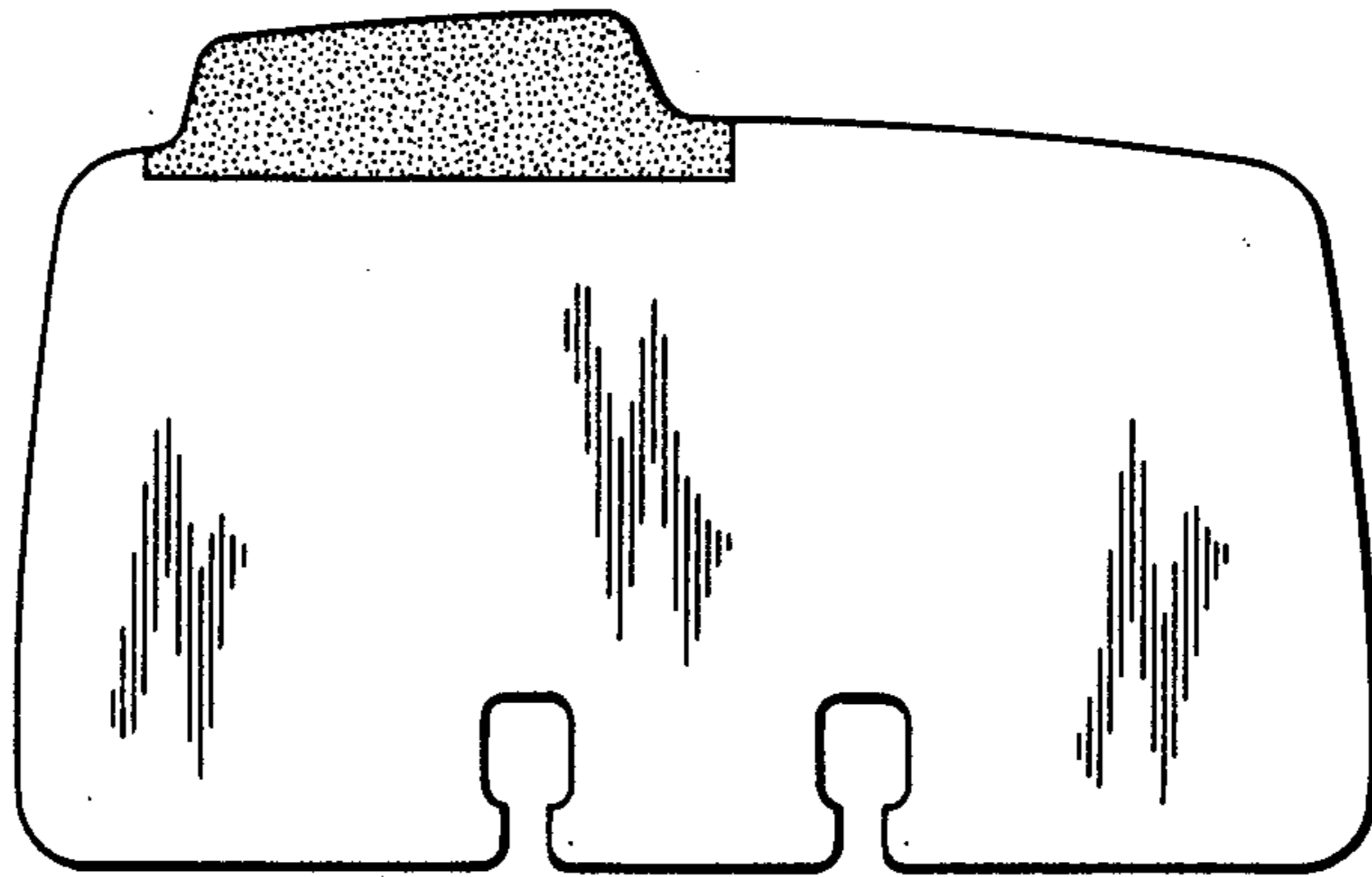
The ornamental design for tab cards for a card file, as shown and described.

DESCRIPTION

FIG. 1 is a front elevational view of a tab card for a card file showing my new design, said card having a left-hand tab, and  
 FIG. 2 is a front elevational view of an alternate form of the tab card for a card file, said card having a right-hand tab.  
 The rear elevational views of the tab card of FIGS. 1 and 2 are mirror images respectively of the front elevational views shown in FIGS. 1 and 2.  
 The tab card for a card file is of conventional thickness. The design is characterized by the curved top of the card in combination with the inclined arrangement of the tab.



*FIG. 1*



*FIG. 2*