

[54] COMBINED ELECTRONIC CALCULATING MACHINE AND CLOCK

[75] Inventor: Yoshiaki Kobayashi, Osaka, Japan

[73] Assignee: Sharp Corporation, Osaka, Japan

[**] Term: 14 Years

[21] Appl. No.: 12,060

[22] Filed: Feb. 14, 1979

[30] Foreign Application Priority Data

Aug. 15, 1978 [JP] Japan 53-34686

[51] Int. Cl. D18-01

[52] U.S. Cl. D18/2; D10/2; D18/7

[58] Field of Search D18/2, 6-8; D14/45, 68, 70, 72, 73; 200/5 R; 364/706-710; D10/2, 15

[56] References Cited

U.S. PATENT DOCUMENTS

D. 227,261 6/1973 Liljenwall D18/7
D. 236,269 8/1975 Shu-Keung D18/7
D. 251,272 3/1979 Hazama et al. D18/7

OTHER PUBLICATIONS

HFD-Retailing Home Furnishings, 6/5/1978, p. 55-EL-5808, at top right.

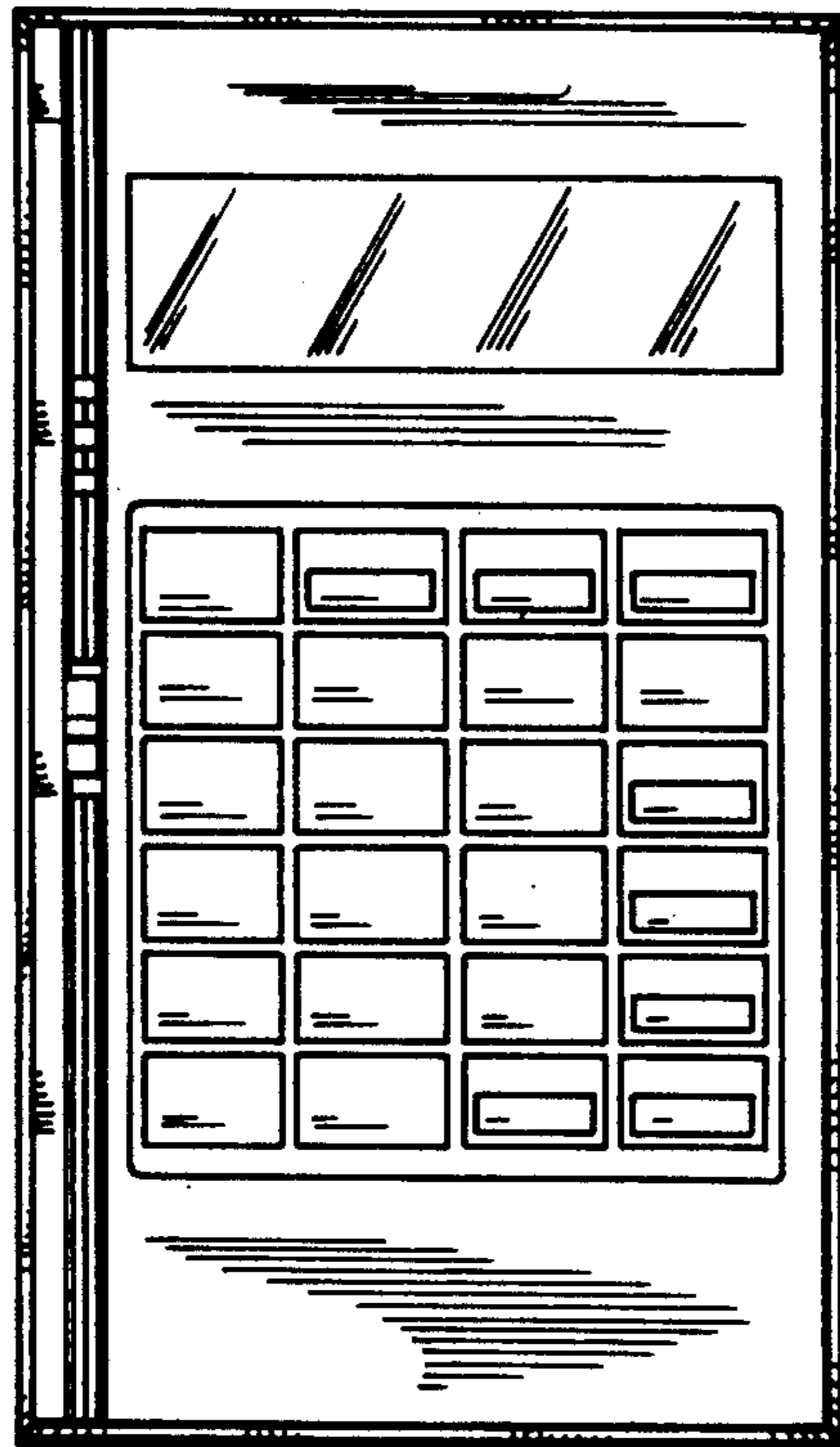
Primary Examiner—Louis S. Zarfes
Attorney, Agent, or Firm—Flehr, Hohbach, Test et al.

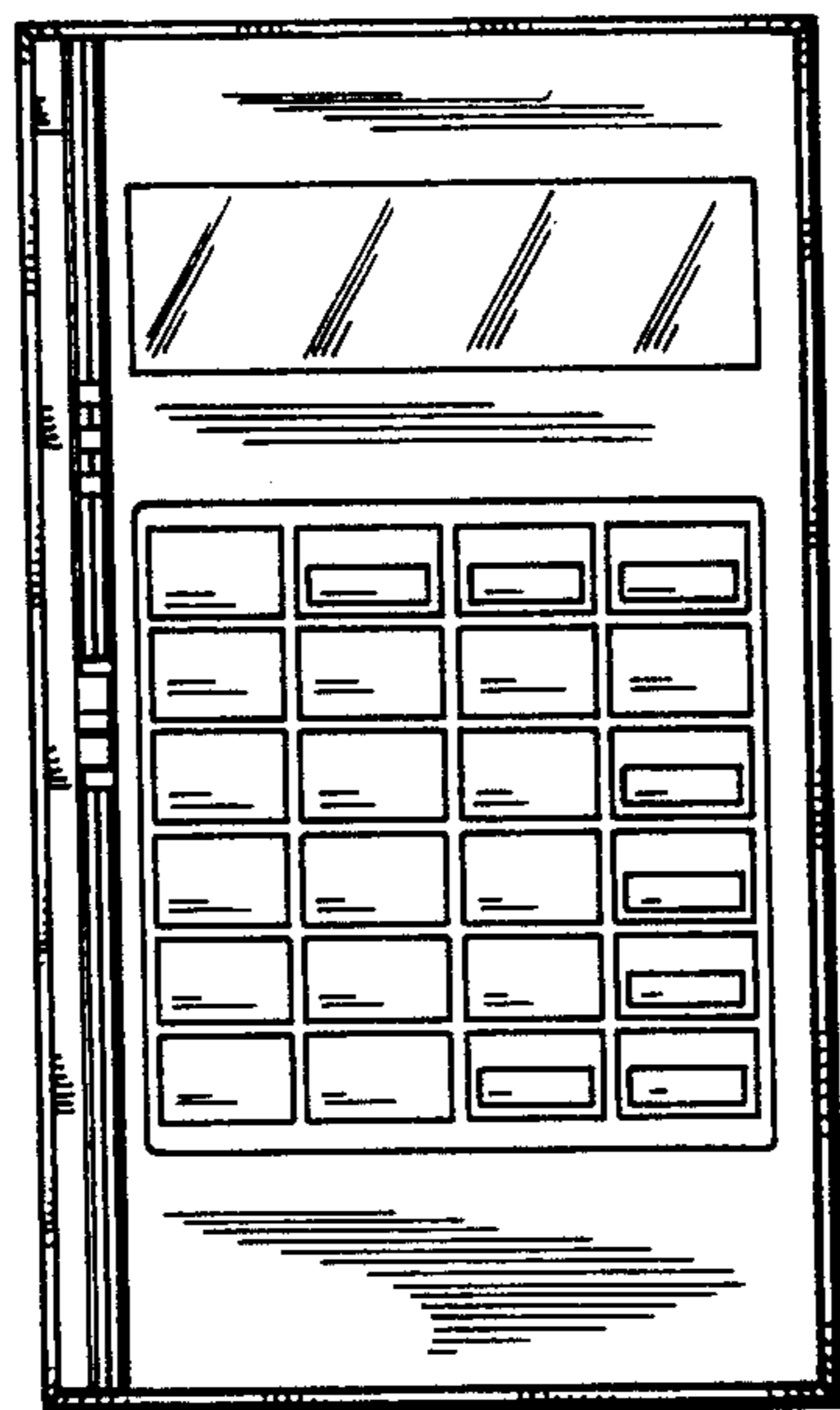
[57] CLAIM

The ornamental design for a combined electronic calculating machine and clock, as shown and described.

DESCRIPTION

FIG. 1 is a top plan view of the combined electronic calculating machine and clock showing my new design; FIG. 2 is a front elevational view thereof; FIG. 3 is a rear elevational view thereof; FIG. 4 is a right side elevational view thereof; and FIG. 5 is a bottom plan view thereof.





FIG_1



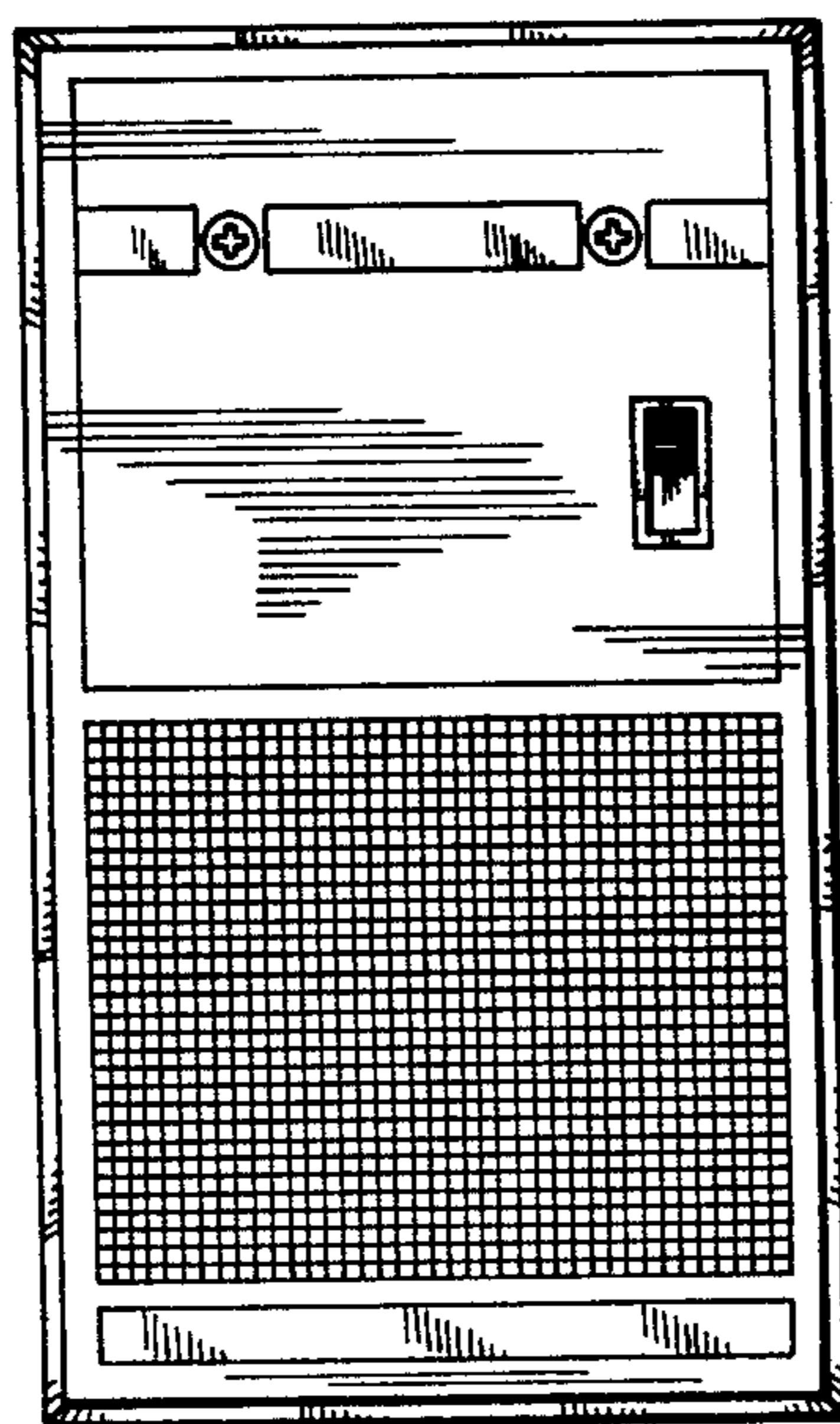
FIG_2



FIG_3



FIG_4



FIG_5