

[54] STAPLE REMOVER

[76] Inventor: Sidney Goldy, 1438 Sorrel Rd., Boulder City, Nev. 89005

[\*\*] Term: 14 Years

[21] Appl. No.: 936,682

[22] Filed: Aug. 24, 1978

[51] Int. Cl. .... D19-02

[52] U.S. Cl. .... D8/48

[58] Field of Search ..... D8/46-50, D8/308, 88, 402, 16; D2/378.1, 378.2; 85/24, 25, 29, 12, 10 R; 254/28; 7/166; D23/78; 414/785

[56] References Cited

U.S. PATENT DOCUMENTS

|           |         |                        |         |
|-----------|---------|------------------------|---------|
| 138,177   | 4/1873  | Mills .....            | 7/166   |
| 1,359,777 | 11/1920 | Wright .....           | 254/28  |
| 4,024,973 | 5/1977  | Siderits et al. ....   | 414/785 |
| 4,061,238 | 12/1977 | Cunningham et al. .... | 414/785 |

FOREIGN PATENT DOCUMENTS

455940 2/1927 Fed. Rep. of Germany ..... 254/28

OTHER PUBLICATIONS

Bostitch Flyer #AD519A 2/61.  
Architectural Record 12/64, p. 214, "Astra" Design.  
General Lock Inc. Cat. #66, ©1965 Sec. 1 pp. 1-5.

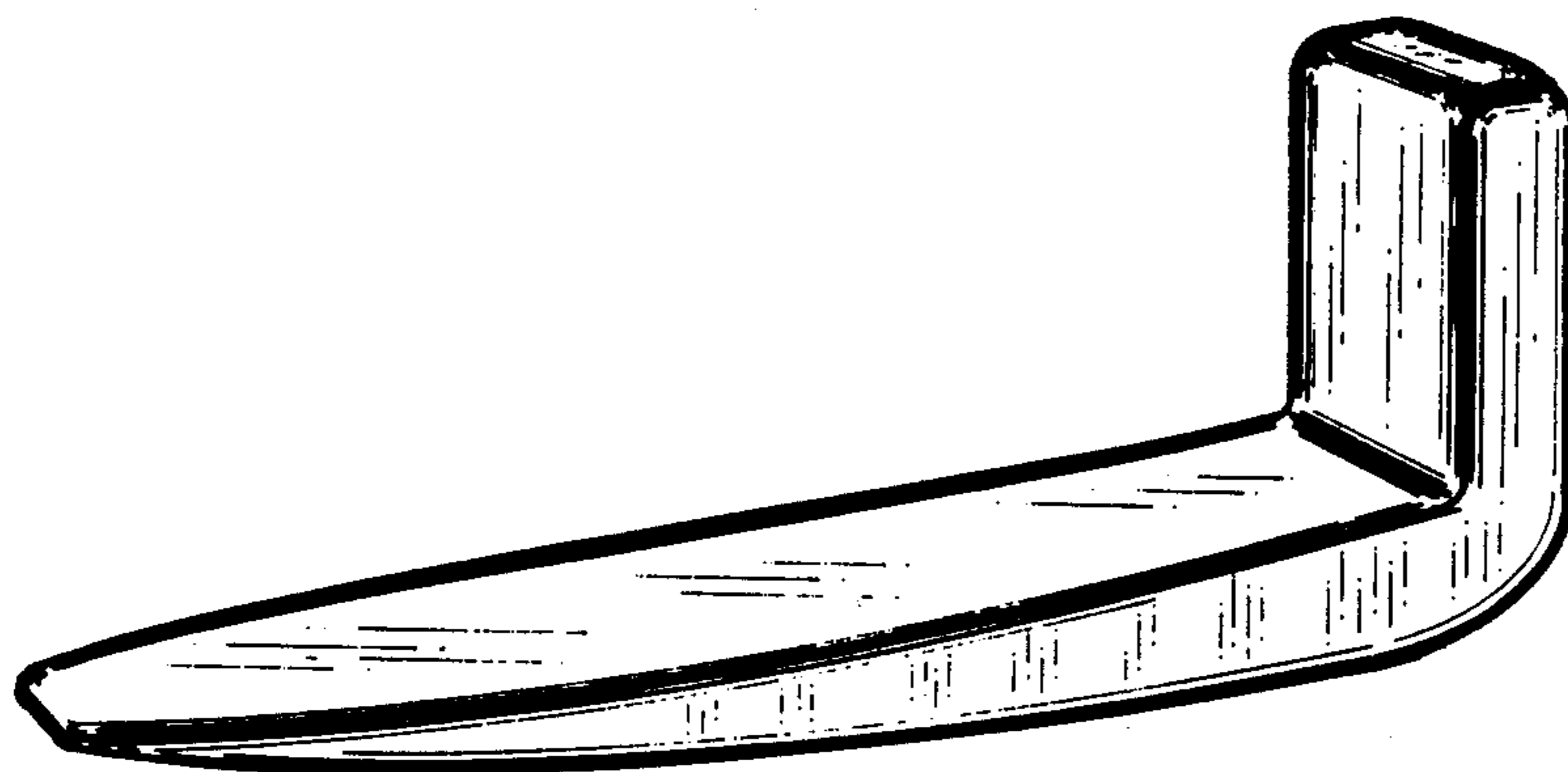
Primary Examiner—George P. Word  
Attorney, Agent, or Firm—Seiler & Quirk

[57] CLAIM

The ornamental design for a staple remover, as shown.

DESCRIPTION

FIG. 1 is a perspective view of a staple remover showing my new design;  
FIG. 2 is a right side elevational view;  
FIG. 3 is a top plan view;  
FIG. 4 is a front elevational view;  
FIG. 5 is a rear elevational view; and  
FIG. 6 is a bottom plan view.



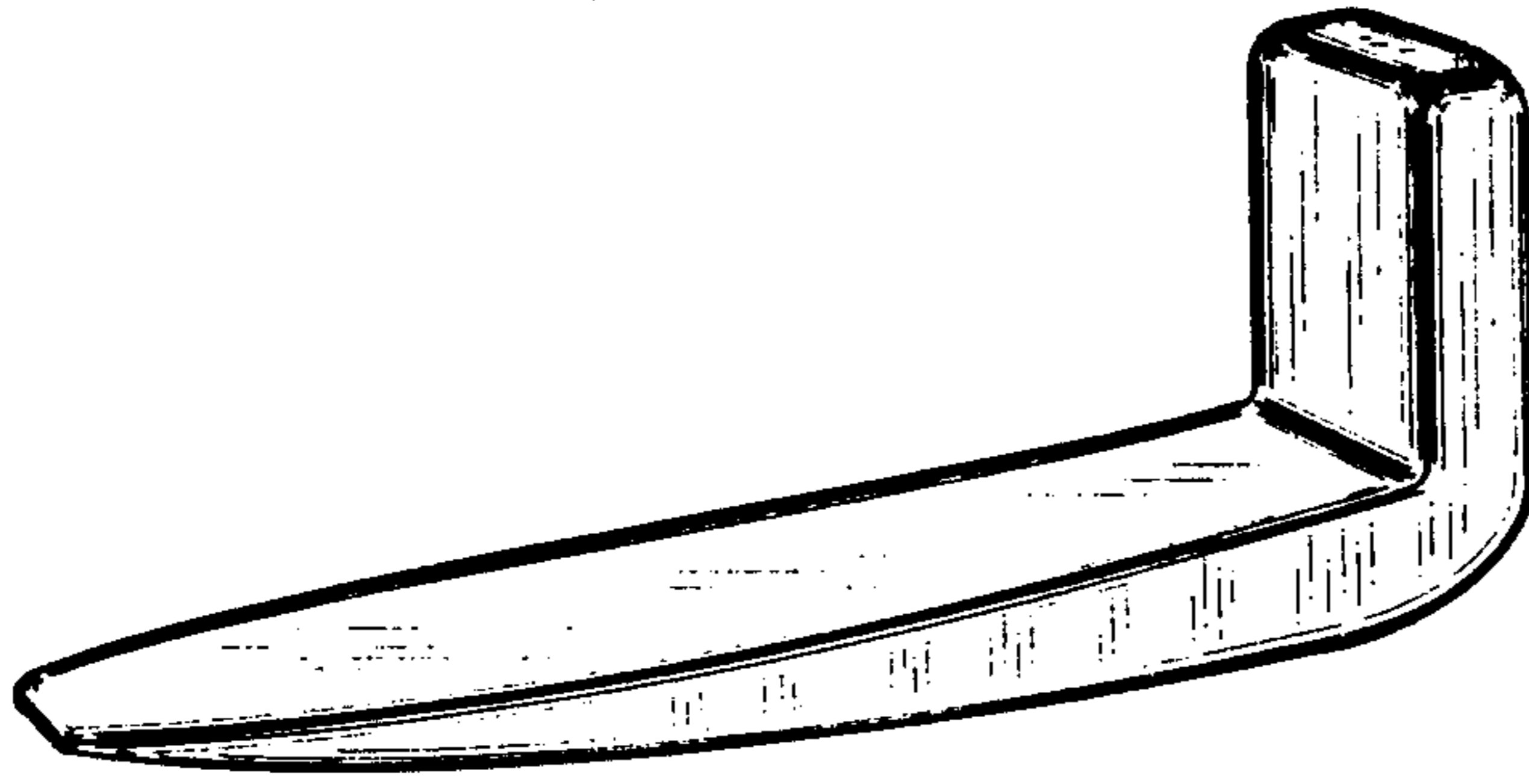


FIG. 1

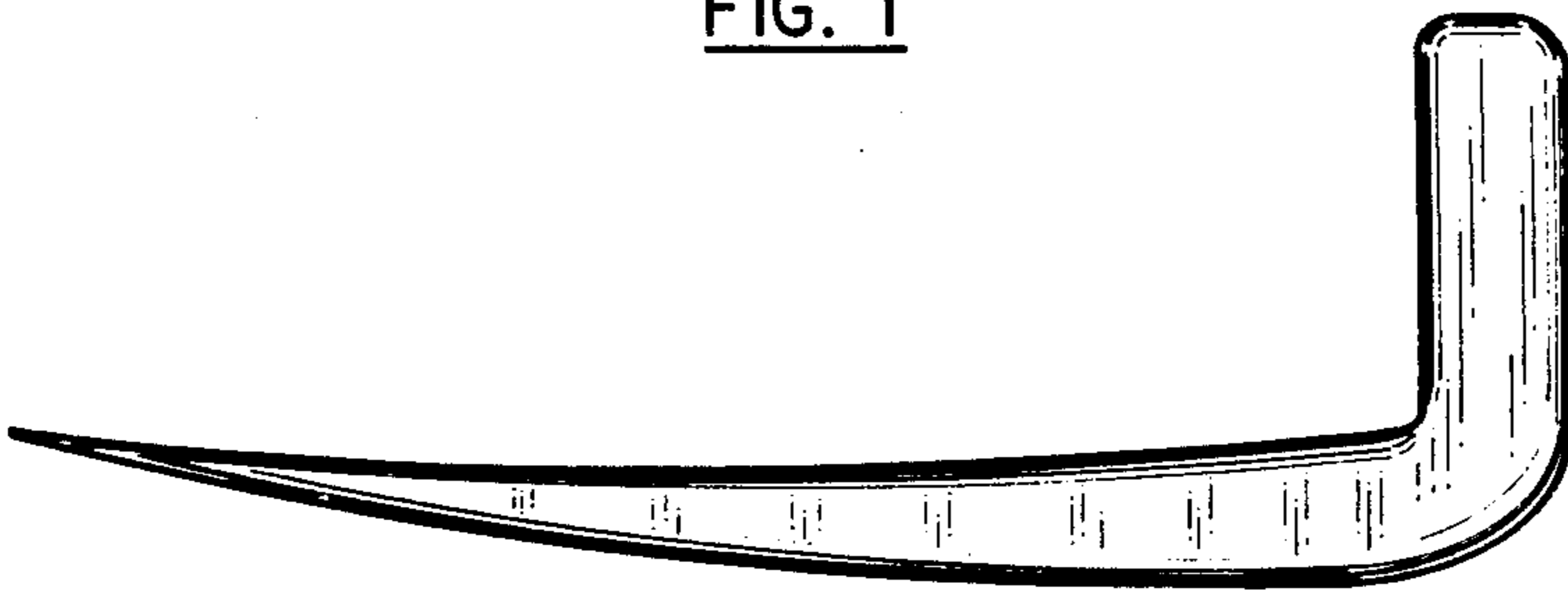


FIG. 2




FIG. 3




FIG. 4




FIG. 5




FIG. 6