

[54] HANDLE FOR COOKING UTENSIL

[76] Inventor: Karl E. Göransson, Karlavägen 18, S-114 31 Stockholm, Sweden

[\*\*] Term: 14 Years

[21] Appl. No.: 45,694

[22] Filed: Jun. 5, 1979

[51] Int. Cl. .... D07-02

[52] U.S. Cl. .... D7/132; D7/152

[58] Field of Search ..... D7/151, 152, 150, 141, D7/137, 138, 132; D8/303; D7/95

[56] References Cited

U.S. PATENT DOCUMENTS

|            |        |                    |          |
|------------|--------|--------------------|----------|
| D. 192,866 | 5/1962 | Crenshaw .....     | D8/303 X |
| D. 201,253 | 6/1965 | Munson et al. .... | D7/132   |
| 4,006,676  | 2/1977 | Adamis .....       | D7/95 X  |

OTHER PUBLICATIONS

*American Bicyclist*, Jan. 1957, p. 18, Model RG Grip, top right corner.

*American Bicyclist and Motorcyclist*, Oct. 1958, p. 18, top row, 2nd in from left-#4.

Primary Examiner—Winifred E. Herrmann

Attorney, Agent, or Firm—Fleit & Jacobson

[57] CLAIM

The ornamental design for a handle for cooking utensil, substantially as shown.

DESCRIPTION

FIG. 1 is a side elevational view of a handle for cooking utensil showing my new design;

FIG. 2 is a top plan view thereof;

FIG. 3 is an end elevational view from the right of FIG. 1; and

FIG. 4 is an end elevational view from the left of FIG. 1.

The side and bottom opposite that shown respectively in FIGS. 1 and 2 are similar thereto.





Fig. 3

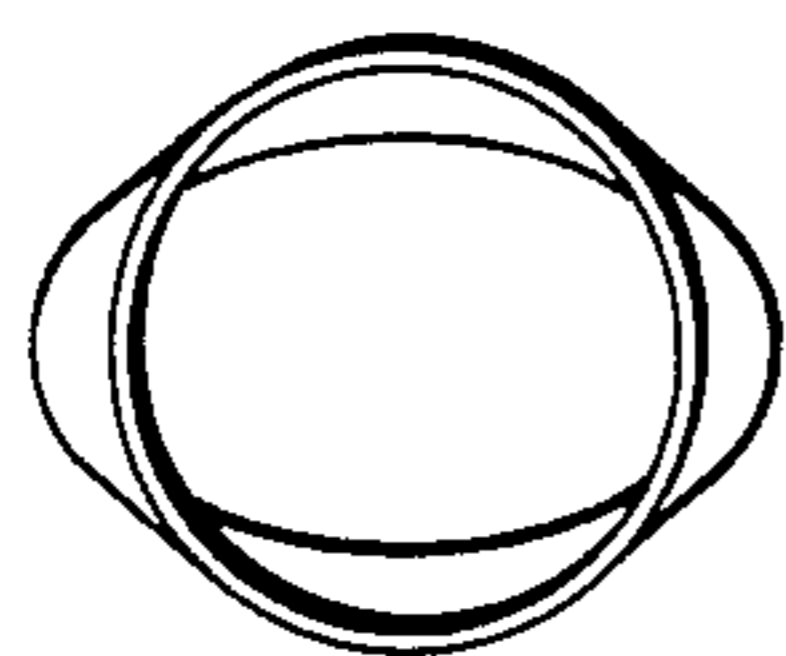


Fig. 1

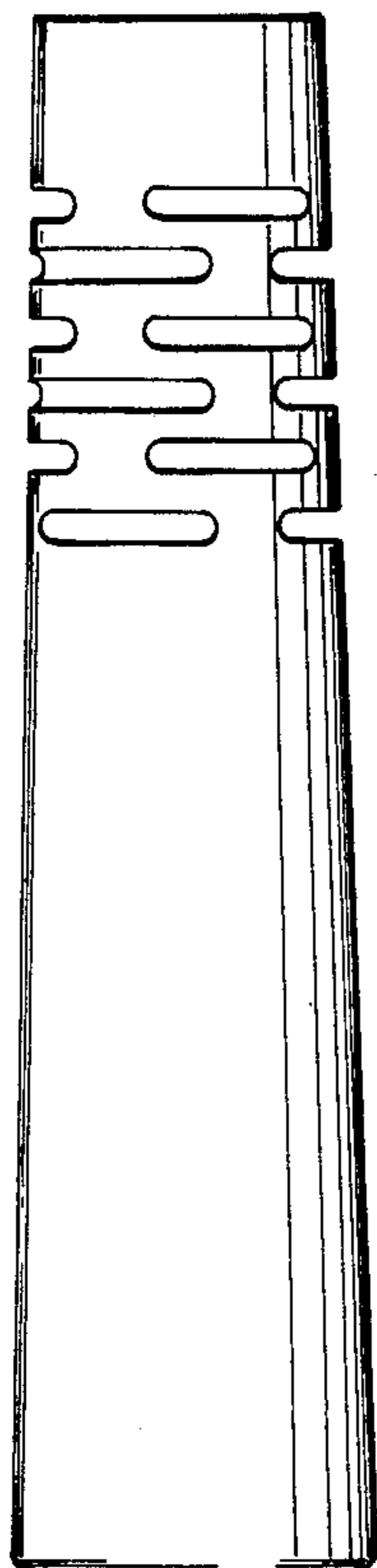


Fig. 4

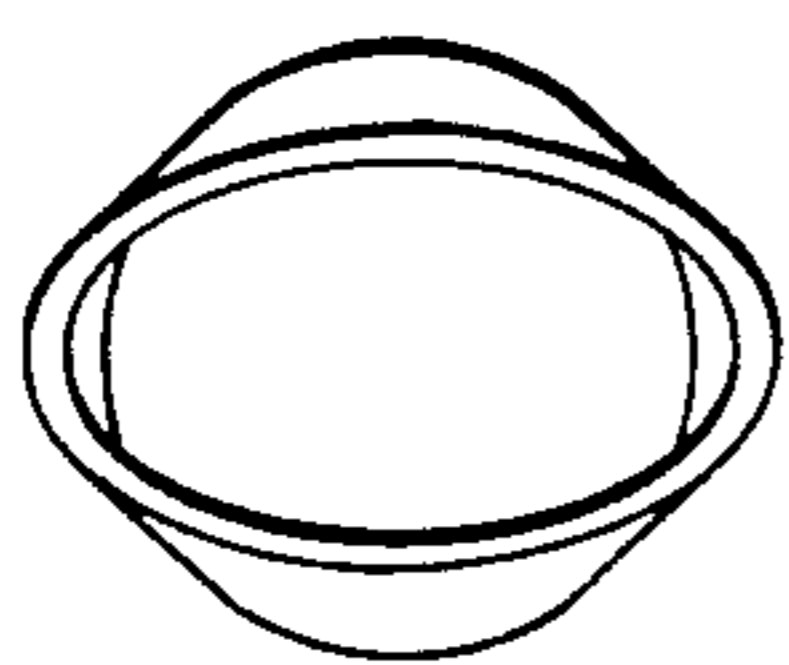


Fig. 2

