

[54] COMBINED SINK AND DRAINBOARD UNIT

[76] Inventor: Albert L. Kinsey, 10810 Burbank Dr., Potomac, Md. 20854

[**] Term: 14 Years

[21] Appl. No.: 10,098

[22] Filed: Feb. 7, 1979

[51] Int. Cl. D23-01

[52] U.S. Cl. D23/60

[58] Field of Search D23/48-71; D7/46; D15/92; D6/177-179; 4/635-640; 108/24, 25; 312/140.2, 228, 229

[56] References Cited

U.S. PATENT DOCUMENTS

D. 23,899	12/1894	Wittgenfeld	D23/60
D. 226,603	4/1973	Knighen	D6/178
D. 253,300	10/1979	Kinsey	D23/61
D. 253,671	12/1979	Kinsey	D23/61
D. 253,787	12/1979	Kinsey	D23/61

964,857	7/1910	Fredenhagen	D23/60 X
2,063,243	12/1936	Groeniger	4/637
2,157,785	5/1939	Coordes	4/637
2,273,606	2/1942	Webber	4/637
2,441,563	5/1948	Clark	D23/59 X
2,721,333	10/1955	Stanitz	4/637
3,289,616	12/1966	Donihi	D6/177

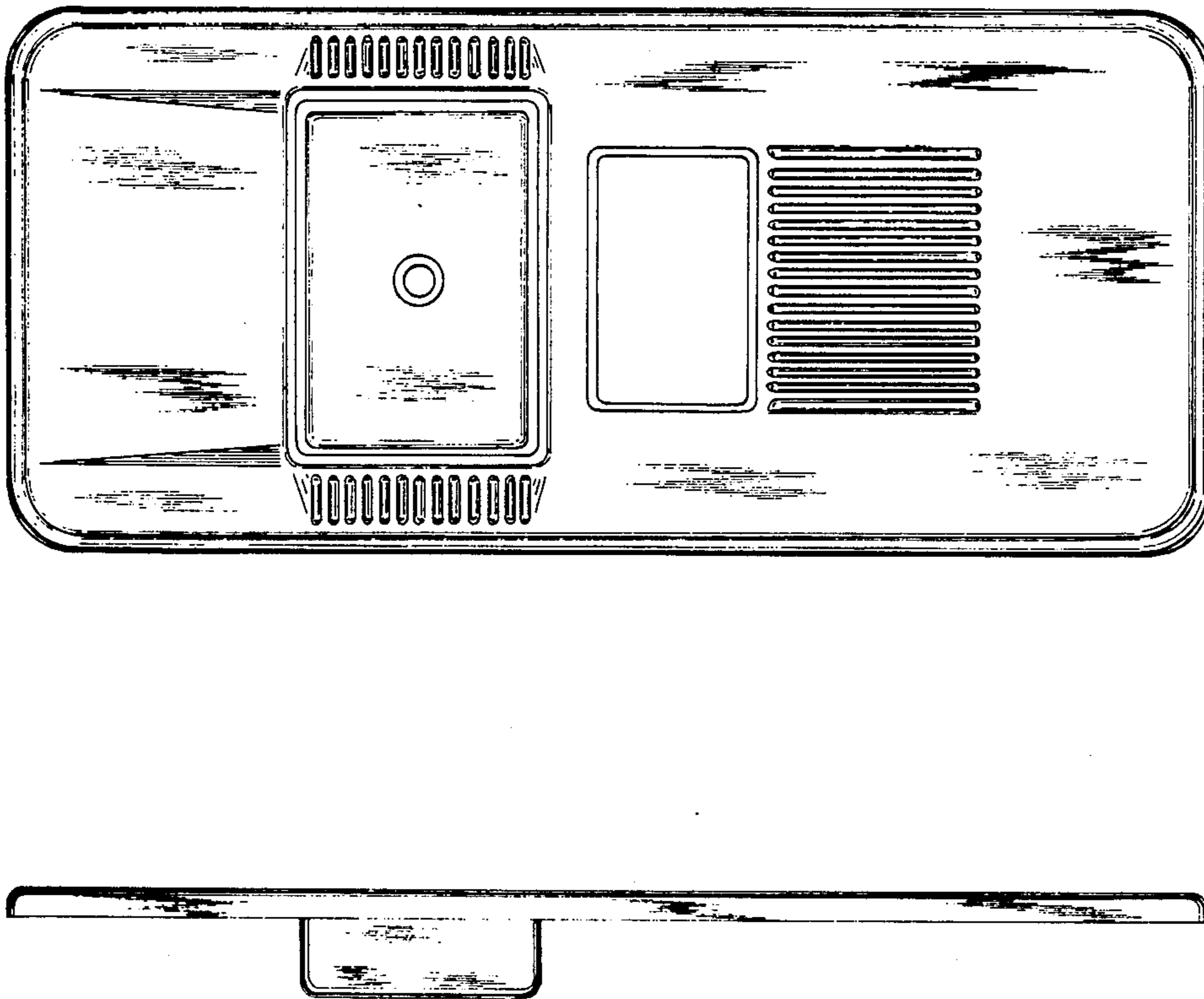
Primary Examiner—James R. Largen
Attorney, Agent, or Firm—Geoffrey R. Myers

[57] CLAIM

The ornamental design for a combined sink and drainboard unit, as shown and described.

DESCRIPTION

FIG. 1 is a top plan view of a combined sink and drainboard unit showing my new design; FIG. 2 is a bottom plan view thereof; FIG. 3 is a front elevational view thereof, the rear being a mirror image of the front shown; FIG. 4 is a side elevational view thereof, the opposite side being the same as the side shown; and FIG. 5 is a bottom isometric view thereof.



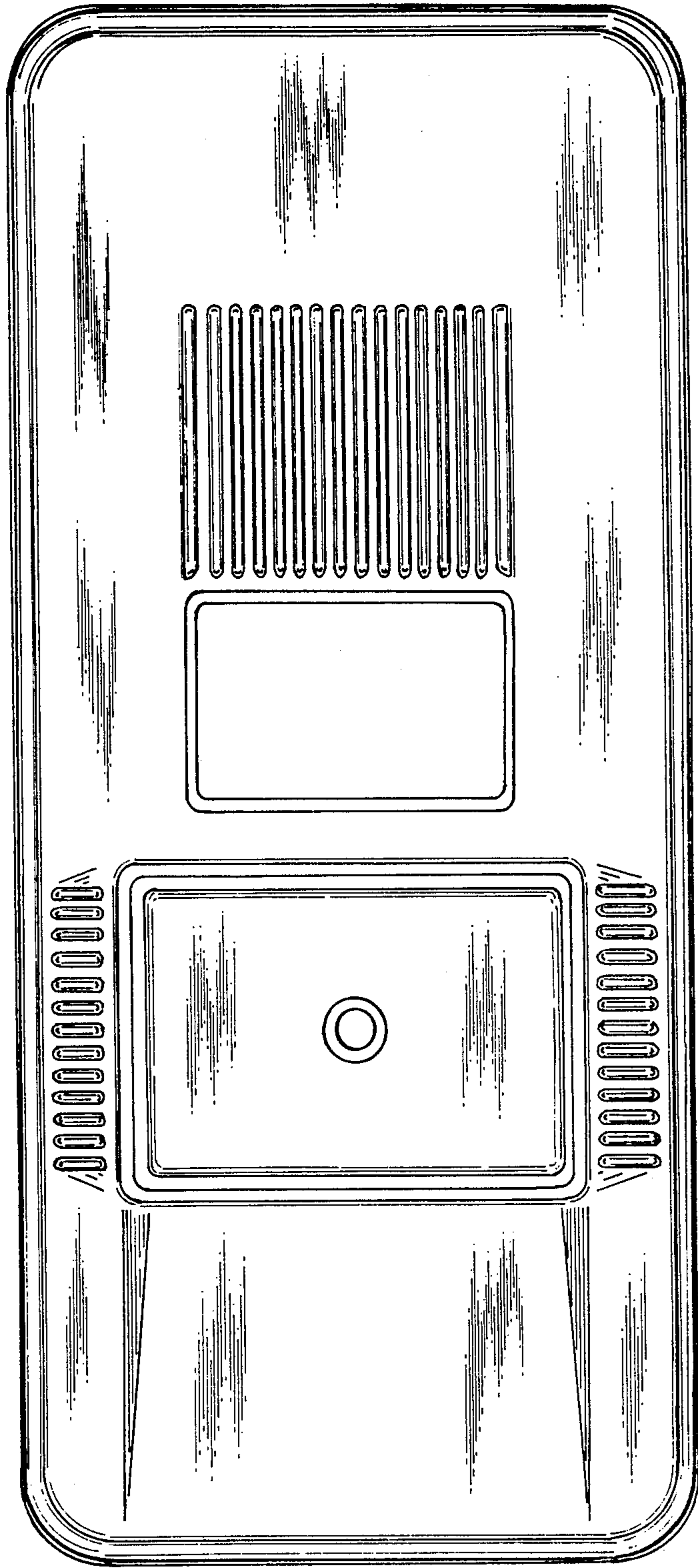


FIGURE 1

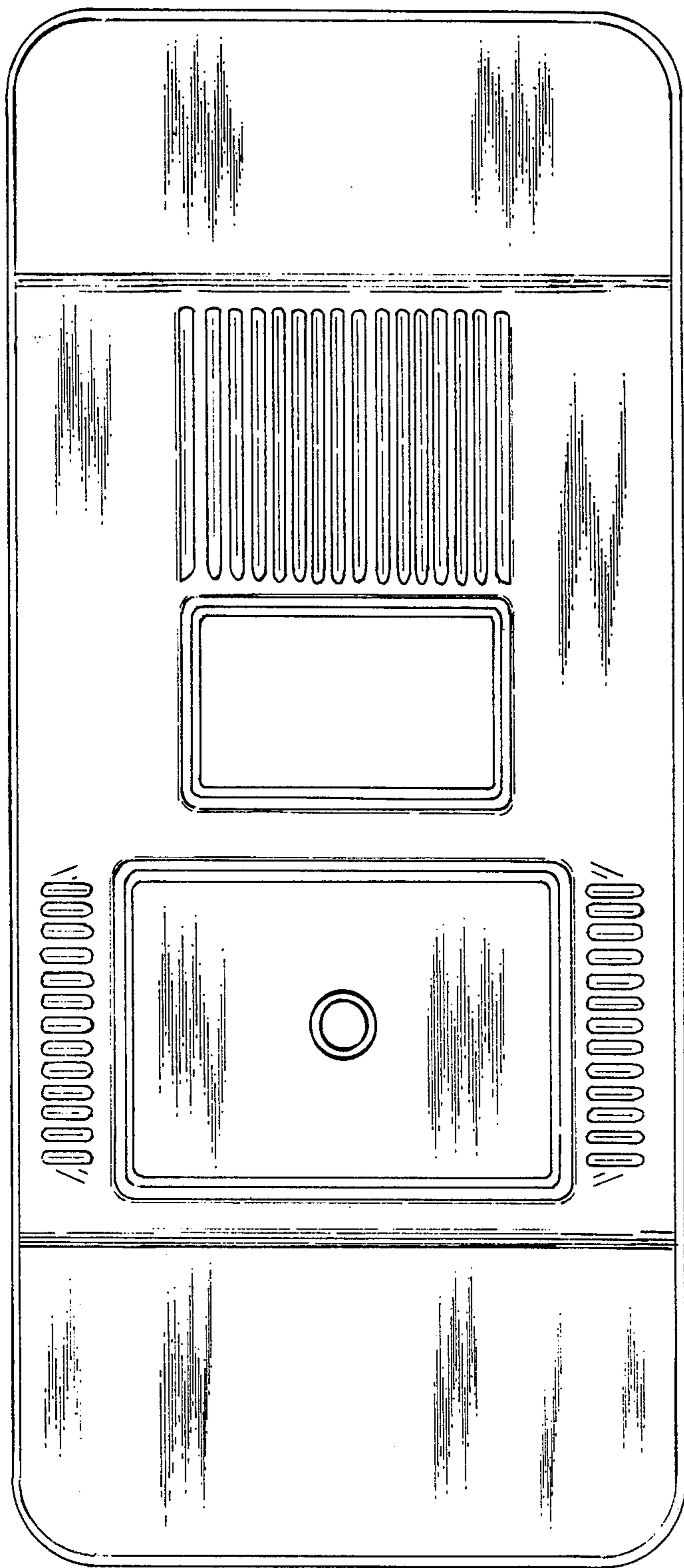


FIGURE 2



FIGURE 3




FIGURE 4

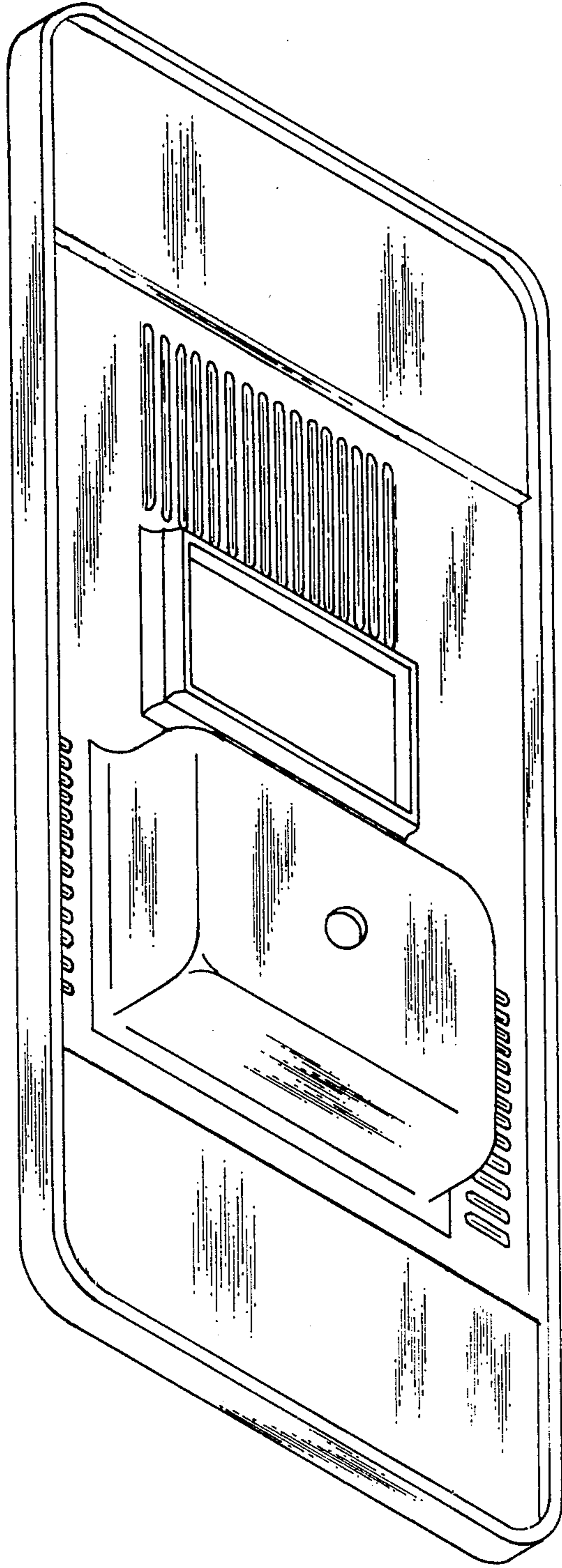


FIGURE 5