

[54] FISHING JIG WITH FIN

2,737,751 3/1956 Munsch ..... D22/27 X  
3,971,152 7/1976 Husson, Jr. .... 43/42.28 X

[76] Inventor: Hiroshi Yano, 18-17, 2-chome, Terazuka, Minami-ku, Fukuoka, Japan

Primary Examiner—A. Hugo Word  
Attorney, Agent, or Firm—Frank J. Jordan

[\*\*] Term: 14 Years

[57] CLAIM

[21] Appl. No.: 839,242

The ornamental design for a fishing jig with fin, as shown.

[22] Filed: Oct. 4, 1977

DESCRIPTION

[51] Int. Cl. .... D22—05

FIG. 1 is a top view of a fishing jig with fin showing my new design;

[52] U.S. Cl. .... D22/27

FIG. 2 is a right side elevational view thereof;

[58] Field of Search ..... 43/42.28, 42.34, 42.37, 43/42.31, 42.09, 42.32, 42.06, 42.17; D22/27

FIG. 3 is a bottom view thereof;

FIG. 4 is an end view thereof;

[56] References Cited

U.S. PATENT DOCUMENTS

FIG. 5 is a sectional view thereof taken along the line 5—5 in FIG. 1;

FIG. 6 is a sectional view thereof taken along the line 6—6 in FIG. 1;

FIG. 7 is a sectional view thereof taken along the line 7—7 in FIG. 1.

D. 175,788 10/1955 Magnus ..... 43/42.28 X  
D. 249,154 8/1978 Furukawa ..... D22/27  
2,161,094 6/1939 Saunders, Jr. .... 43/42.28 X

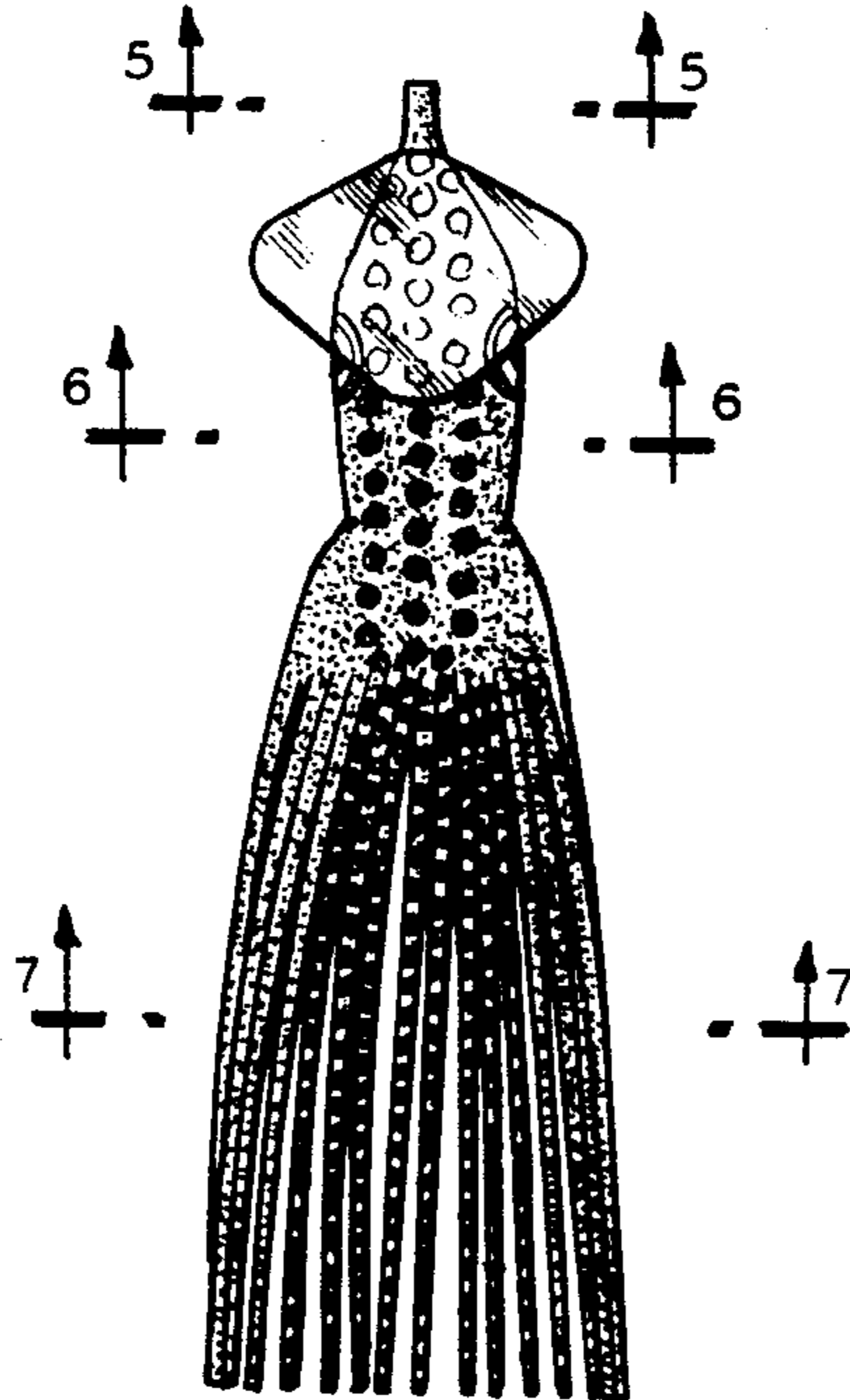


FIG. 1.

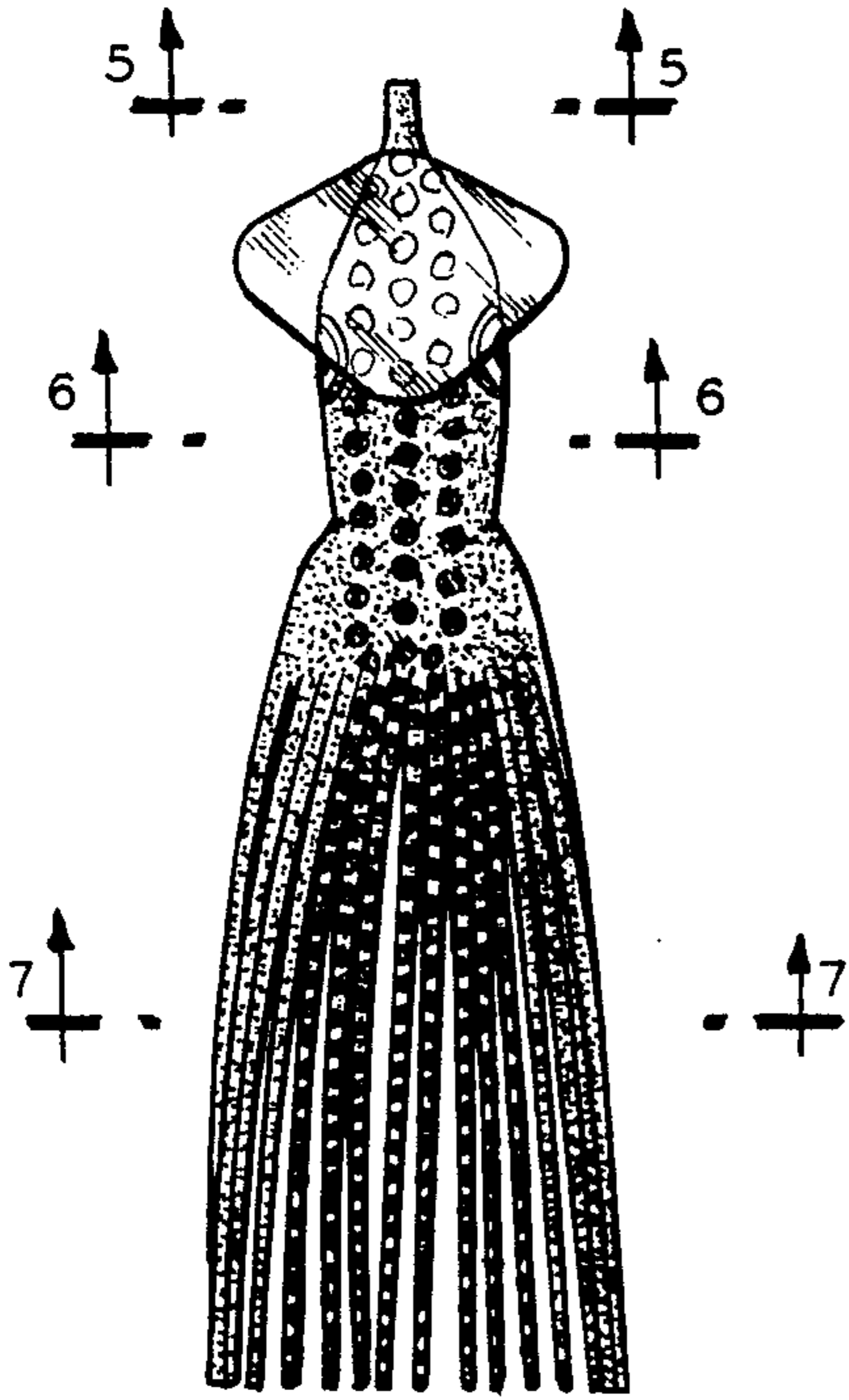


FIG. 2.



FIG. 3.




FIG. 4.

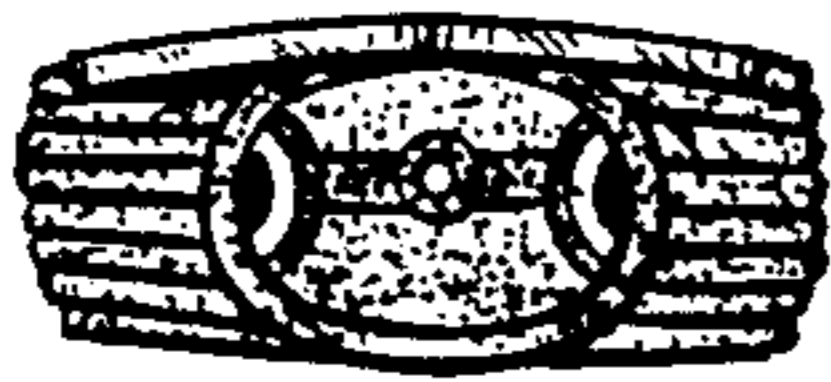


FIG. 5.



FIG. 6.

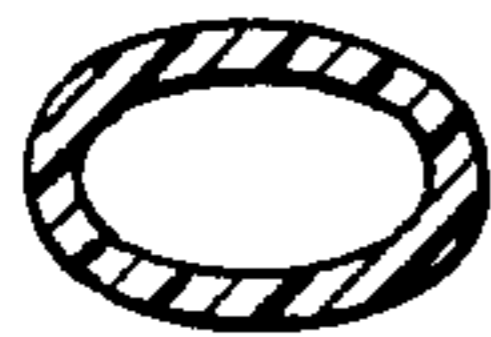


FIG. 7.

