

[54] **DOWEL PIN**

[76] **Inventor:** Alfred J. Stern, 5307 Valkeith,  
Houston, Tex. 77096

[\*\*] **Term:** 14 Years

[21] **Appl. No.:** 890,863

[22] **Filed:** Mar. 20, 1978

[51] **Int. Cl.** ..... D8-08

[52] **U.S. Cl.** ..... D8/382

[58] **Field of Search** ..... D8/381, 382, 388, 391,  
D8/393, 387; 52/585, 586; 403/292, 298

1,361,627 12/1920 Scray et al. .... 85/1 R  
 2,886,860 5/1959 Zern ..... 52/585  
 3,884,002 5/1975 Logie ..... 403/292

*Primary Examiner*—B. J. Bullock  
*Attorney, Agent, or Firm*—Bernard A. Reiter

[57] **CLAIM**

The ornamental design for a dowel pin, as shown and described.

**DESCRIPTION**

FIG. 1 is an isometric view of a dowel pin showing my new design.

FIG. 2 is a side elevation view thereof.

FIG. 3 is an end elevational view thereof.


FIG. 4 is a top plane view thereof.

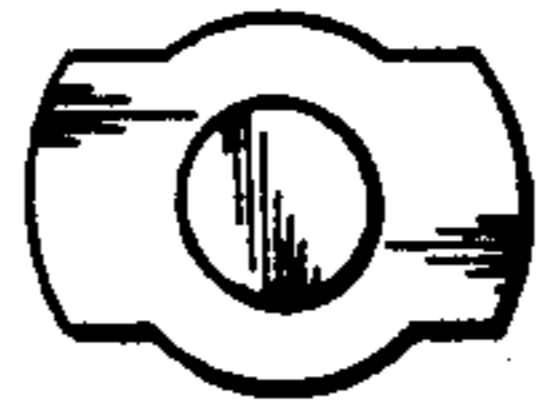
FIG. 5 is a bottom plane view thereof.

[56] **References Cited**


**U.S. PATENT DOCUMENTS**

D. 35,172 10/1901 McCarty ..... D8/387

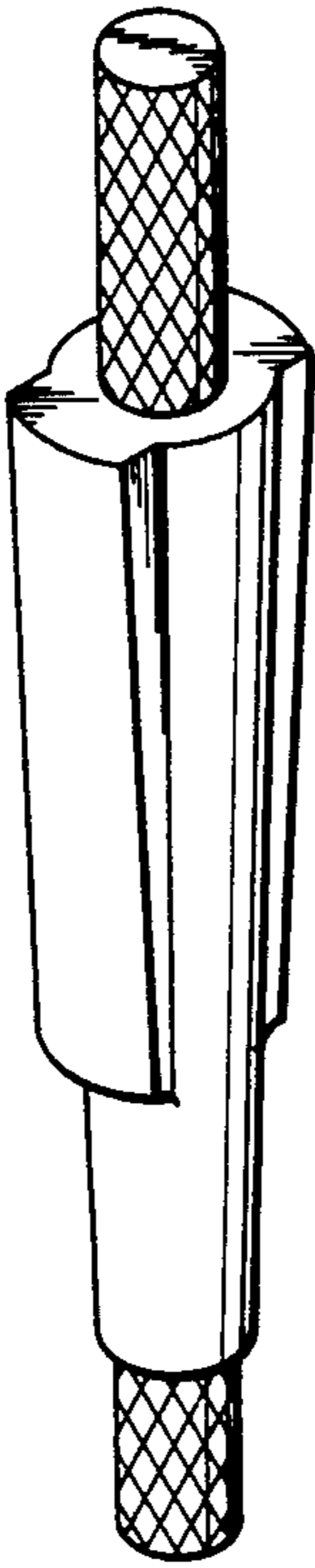




**fig. 4**



**fig. 2**



**fig. 1**



**fig. 3**



**fig. 5**