

[54] **COMBINED BRUSH AND SCRAPER TO BE USED IN CLEANING WINDSHIELDS**

[75] Inventors: **Evan L. Hopkins, Emporia, Kans.; Donald W. Cartner, Kansas City, Mo.**

[73] Assignee: **Hopkins Manufacturing Corporation, Emporia, Kans.**

[**] Term: **14 Years**

[21] Appl. No.: **949,108**

[22] Filed: **Oct. 6, 1978**

[51] Int. Cl. **D4—01; D7—05**

[52] U.S. Cl. **D4/06; D4/12;**

D7/183; D7/184

[58] **Field of Search** **D4/1, 3-6,**

D4/10-12; D7/181, 183, 184; 15/106, 111, 113,

114, 117, 159 RA, 160, 236 R, 245; 30/169

[56] **References Cited**

U.S. PATENT DOCUMENTS

D. 246,414	11/1977	Hopkins et al.	D7/181
2,792,584	5/1957	Fryda	15/111 X
3,017,649	1/1962	Rackot	15/111 X

FOREIGN PATENT DOCUMENTS

1925013 11/1970 Fed. Rep. of Germany 15/111

Primary Examiner—Catherine E. Kemper
Attorney, Agent, or Firm—Kenway & Jenney

[57] **CLAIM**

The ornamental design for a combined brush and scraper to be used in cleaning windshields, substantially as shown and described.

DESCRIPTION

FIG. 1 is a bottom perspective view of a combined brush and scraper to be used in cleaning windshields, showing our new design;

FIG. 2 is an elevational view of the side opposite that shown in FIG. 1;

FIG. 3 is a top plan view thereof;

FIG. 4 is a bottom perspective view of a second embodiment of a combined brush and scraper to be used in cleaning windshields;

FIG. 5 is an elevational view of the side opposite that shown in FIG. 4;

FIG. 6 is a top plan view thereof.

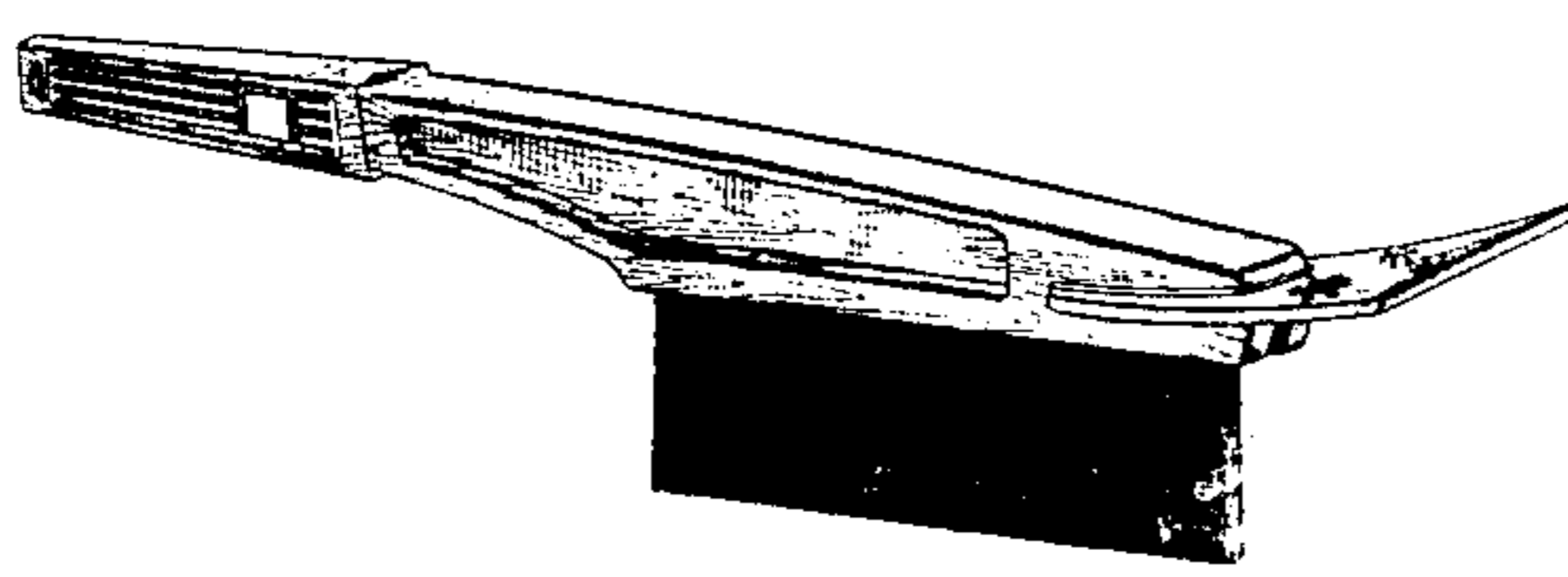


FIG 1

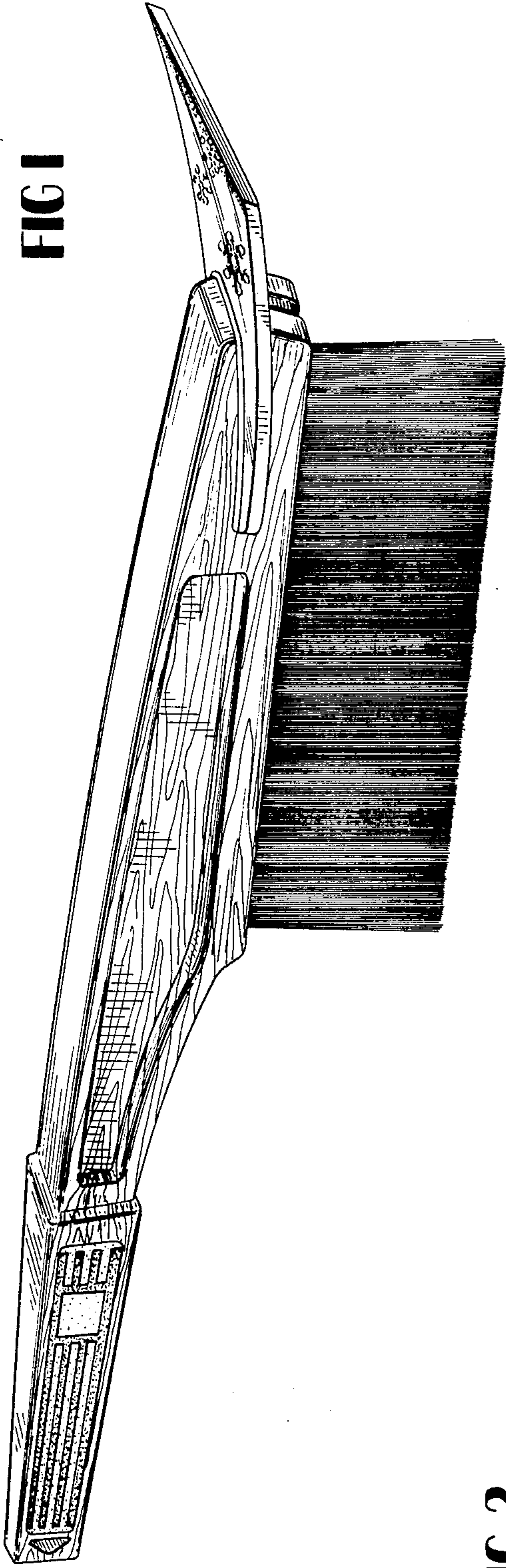


FIG 2

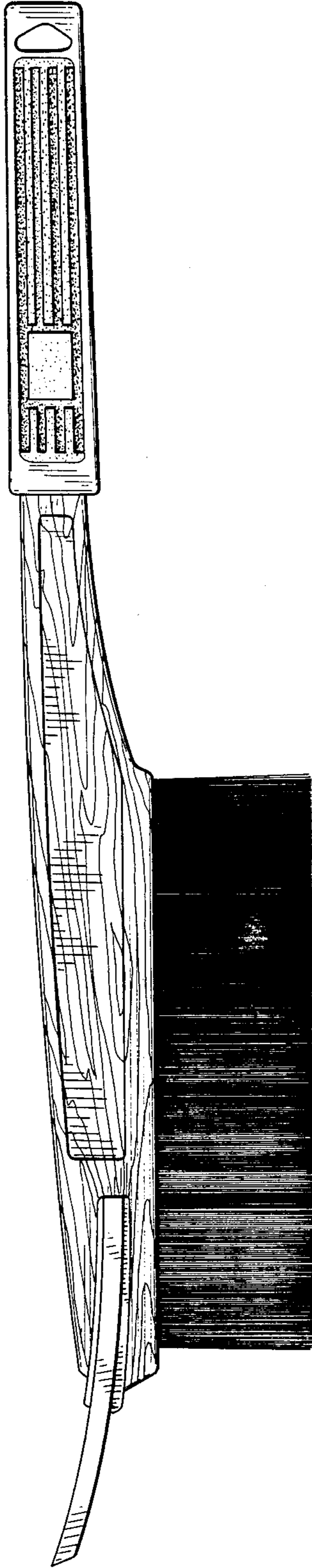


FIG 3

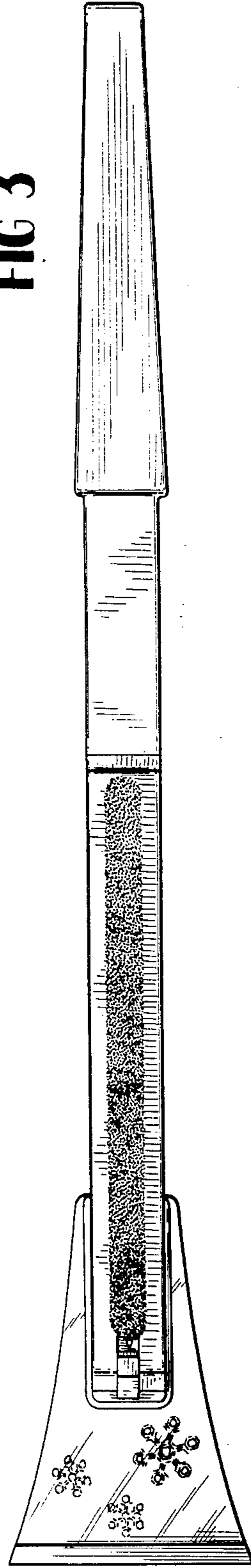


FIG 4

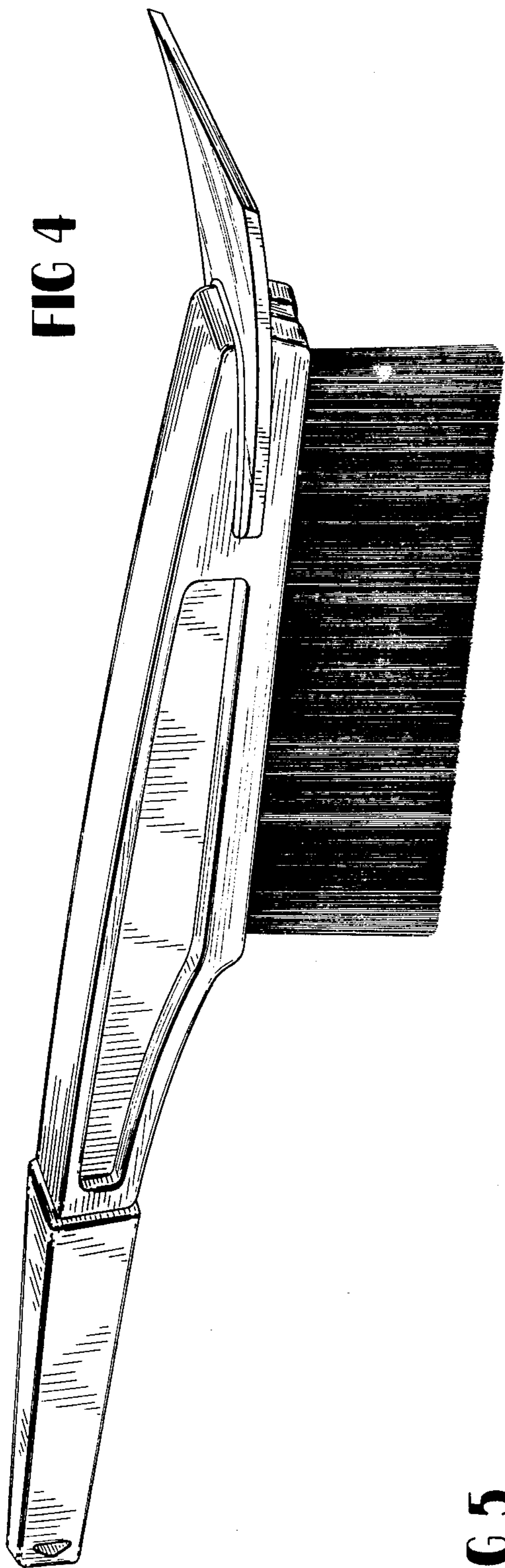


FIG 5

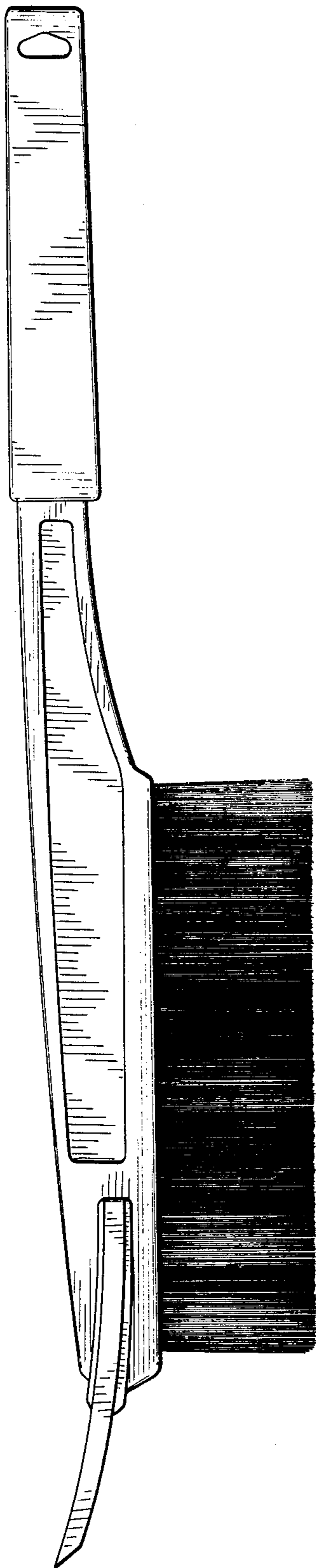


FIG 6

