

[54] COMBINED PIN CUSHION, THIMBLE HOLDER AND SCISSORS HOLDER

[76] Inventor: Barbara A. Evans, 15310 La Mancha, Houston, Tex. 77083

[**] Term: 14 Years

[21] Appl. No.: 805,747

[22] Filed: Jun. 13, 1977

[51] Int. Cl. D02-07

[52] U.S. Cl. D3/21; D3/22; D3/27

[58] Field of Search D3/19 R, 19 C, 19 D, D3/19 B, 21, 18, 22, 27, 26; 223/109 R, 109 A; D34/2 R

[56] References Cited

U.S. PATENT DOCUMENTS

- D. 61,153 7/1922 Farrell D3/19 C
- D. 176,837 2/1956 Brautigam D3/19 C

OTHER PUBLICATIONS

Notion & Novelty Review; Jul. 1953, p. 62 Pin Cushion, top center.

Anna Edwarda Flier.

Infants' & Children's Review, Mar. 1962, p. 69 Peter Pin-Up upper right hand corner.

Primary Examiner—Joel Stearman

Assistant Examiner—Carmen H. Vales

Attorney, Agent, or Firm—Richard M. Byron

[57] CLAIM

The ornamental design for a combined pin cushion, thimble holder and scissors holder, as shown and described.

DESCRIPTION

FIG. 1 is a front perspective view of a combined pin cushion, thimble holder and scissors holder showing my new design;



FIG. 2 is a rear perspective view thereof;

FIG. 3 is a bottom plan view thereof;

FIG. 4 is a perspective view of the left side of FIG. 1;

FIG. 5 is a perspective view taken from the right side of FIG. 1; and;

FIG. 6 is a top plan view.






FIG. 1




FIG. 2

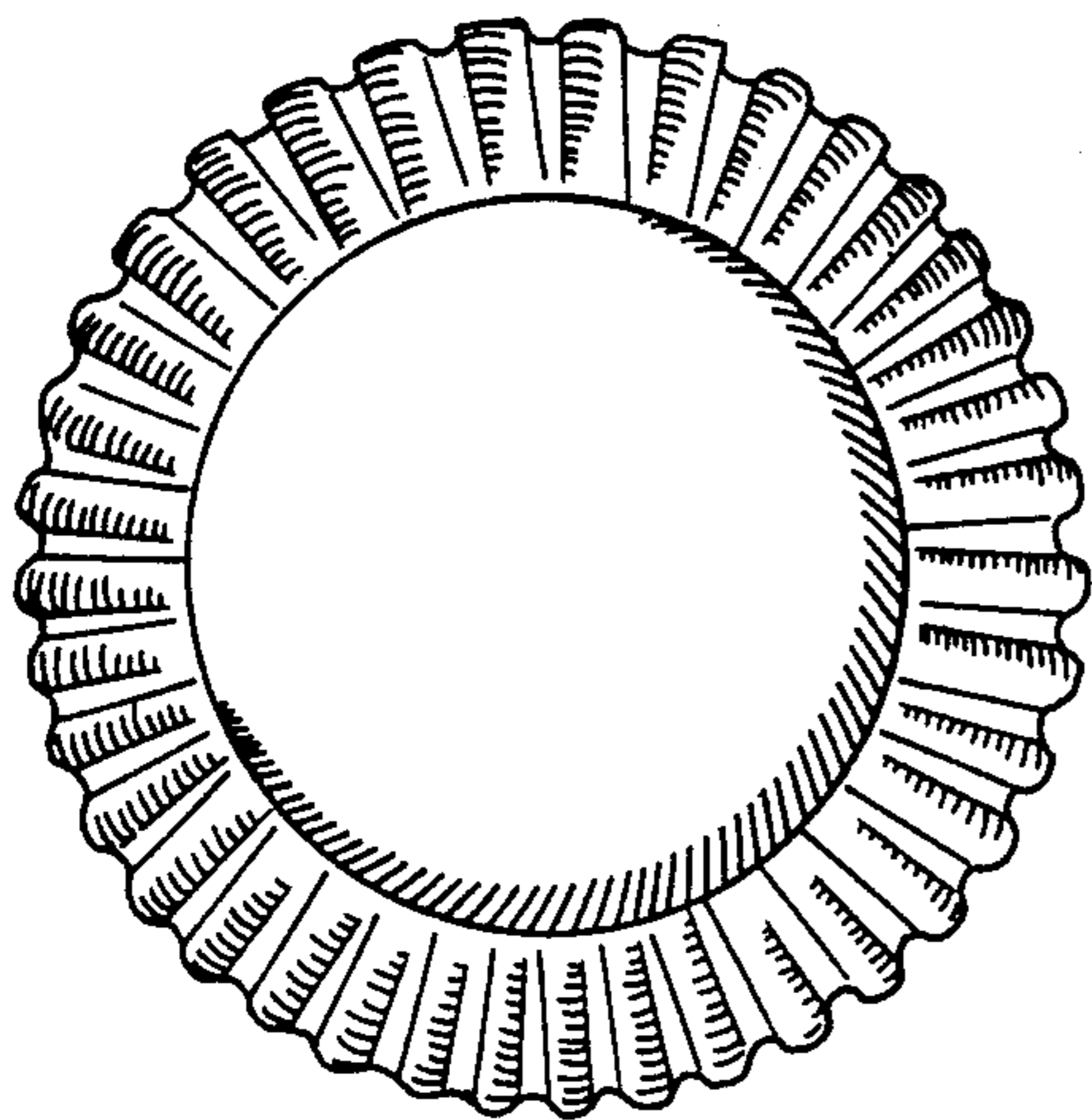


FIG. 3




FIG. 4




FIG. 5

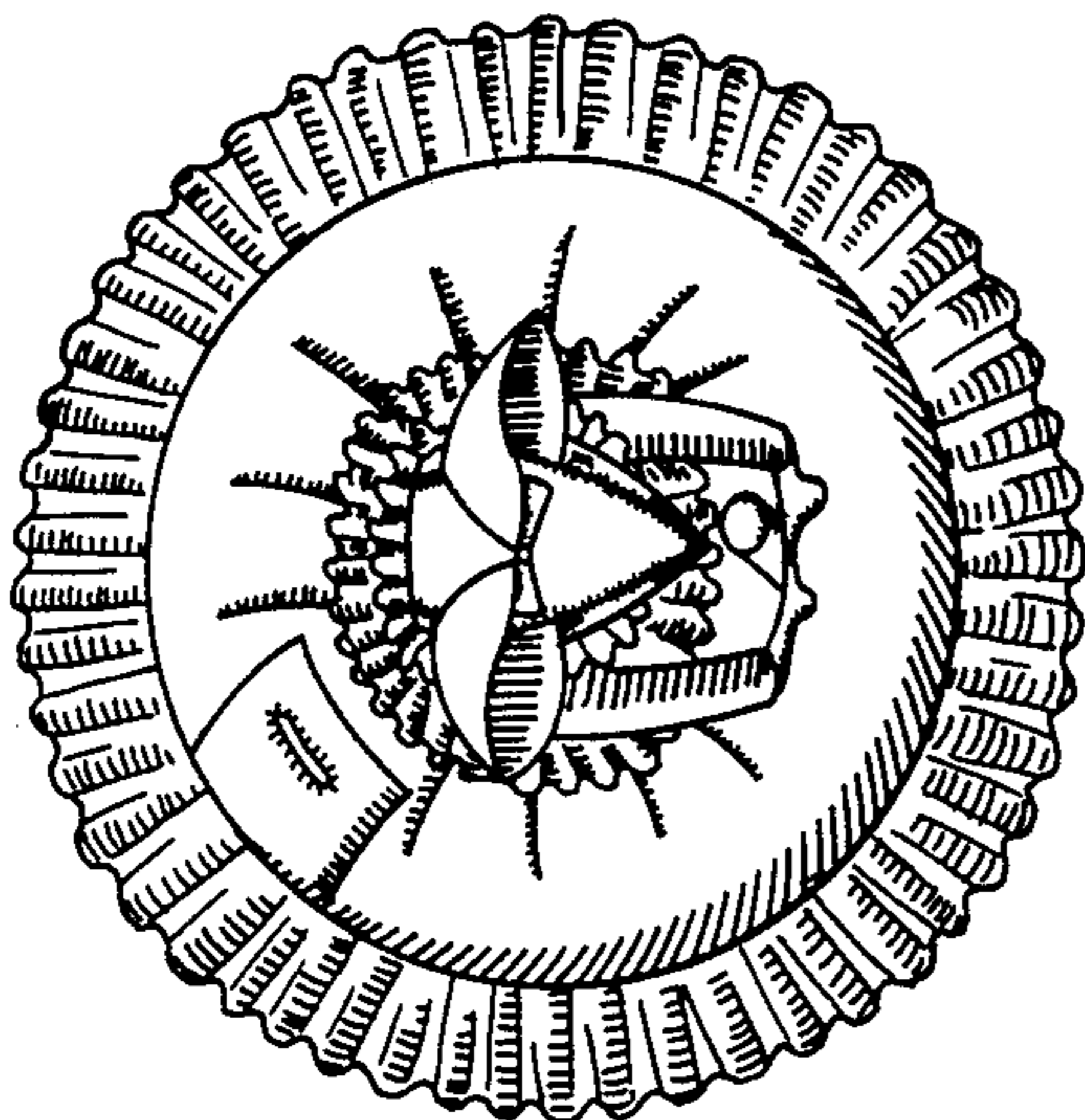


FIG. 6