

[54] SHOE SOLE

[75] Inventor: Robert E. Russell, Holden, Mass.

[73] Assignee: Quabaug Rubber Company, North Brookfield, Mass.

[\*\*] Term: 14 Years

[21] Appl. No.: 923,043

[22] Filed: Jul. 10, 1978

[51] Int. Cl. .... D2-04

[52] U.S. Cl. .... D2/320

[58] Field of Search ..... D2/319, 320, 321, 322, D2/323, 324; 36/11.5, 29.5, 25 R, 32 R, 30 R, 59 R, 59 C

FOREIGN PATENT DOCUMENTS

595 of 1889 United Kingdom ..... 36/59 R

OTHER PUBLICATIONS

*Boot & Shoe Recorder*, 6/1/65, p. 34, Shoe Soles.

*American Shoemaking*, 2/5/75, p. 13, Shoe Soles.

Primary Examiner—Nelson C. Holtje

Attorney, Agent, or Firm—I. Stephen Samuels

[57] CLAIM

The ornamental design for shoe sole, as shown.

DESCRIPTION

FIG. 1 is a bottom plan view of a shoe sole showing the new design;

FIG. 2 is a side elevational view thereof;

FIG. 3 is a top plan view thereof;

FIG. 4 is a rear elevational view thereof; and

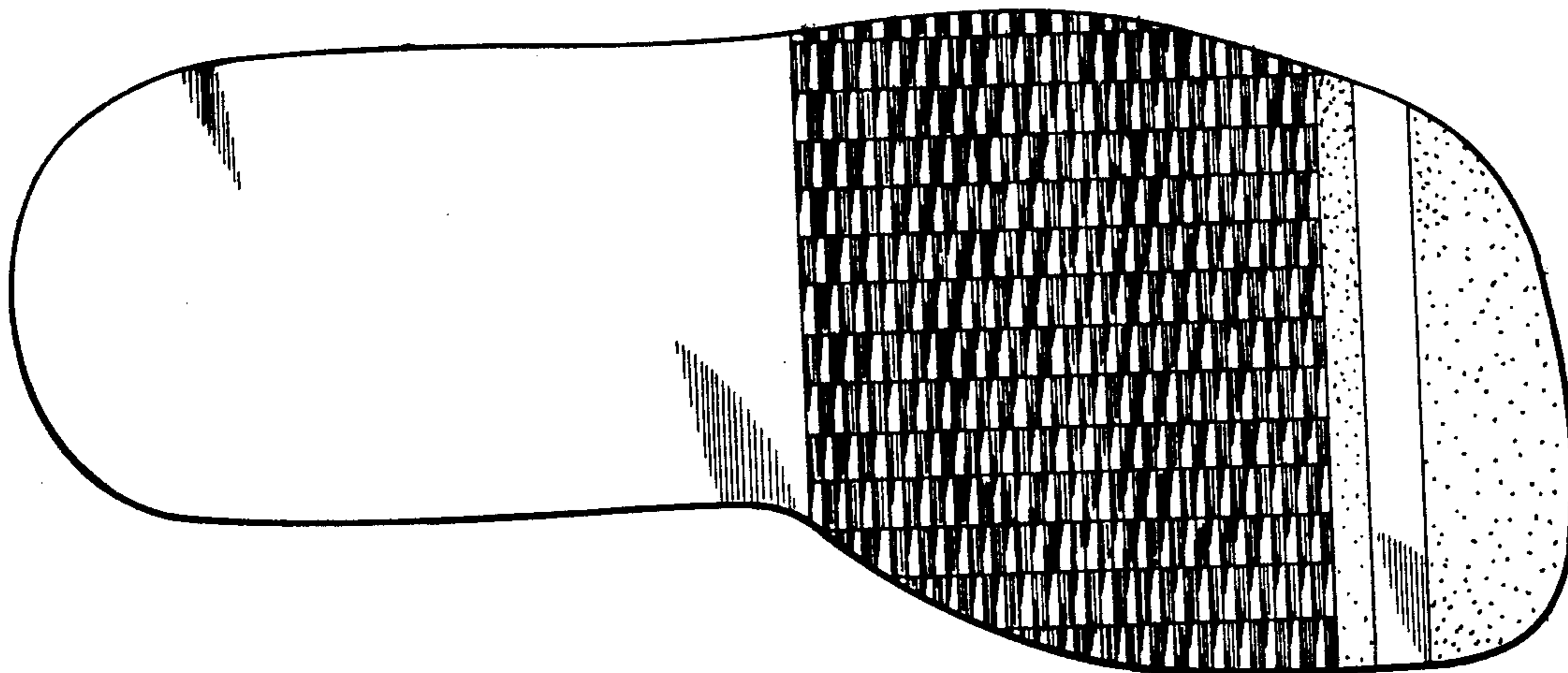
FIG. 5 is a front elevational view thereof.

FIG. 6 is an enlarged partial perspective view of the patterned portion of the shoe sole.

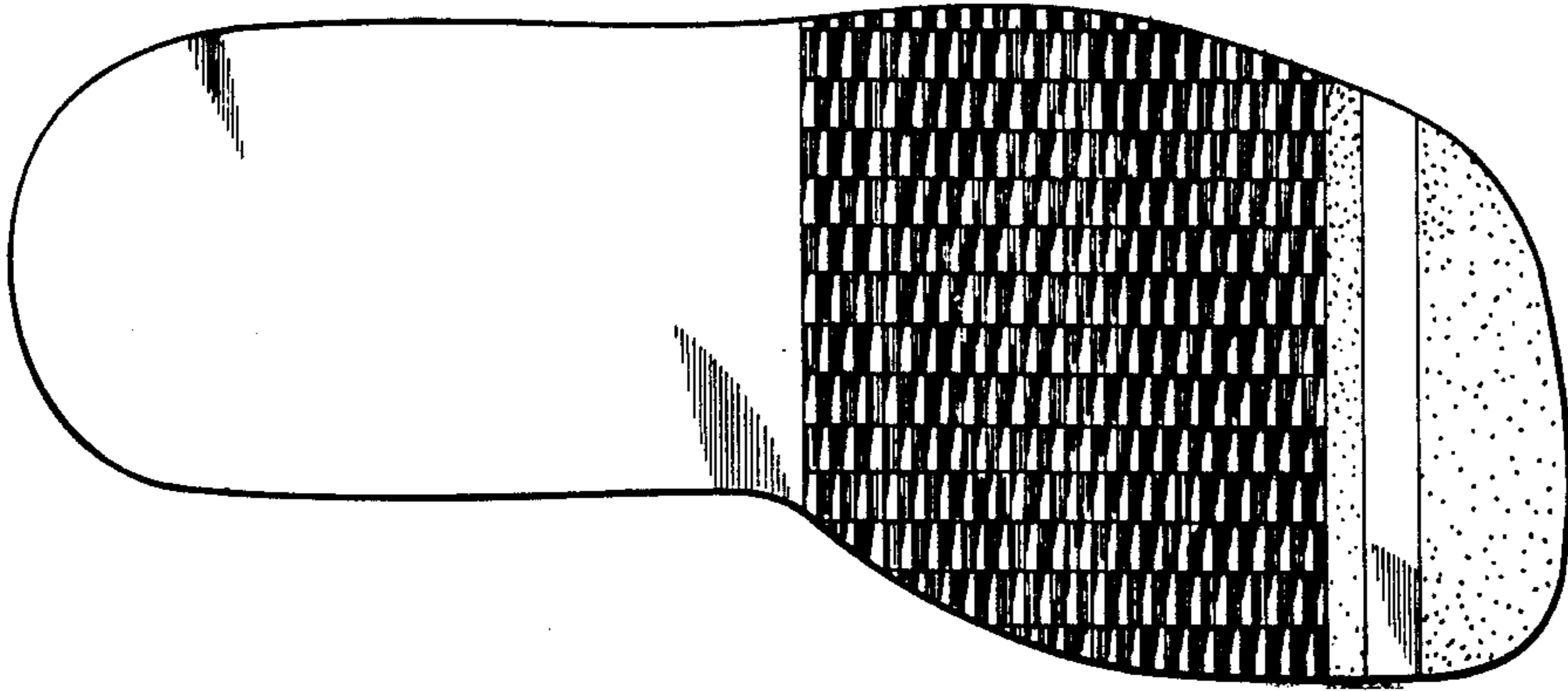
[56] References Cited

U.S. PATENT DOCUMENTS

D. 63,822	1/1924	Fenton .....	D2/320
D. 124,715	1/1941	Cutler .....	D2/320
D. 196,355	9/1963	Doherty .....	D2/320
D. 203,577	2/1966	Weinberg .....	D2/320



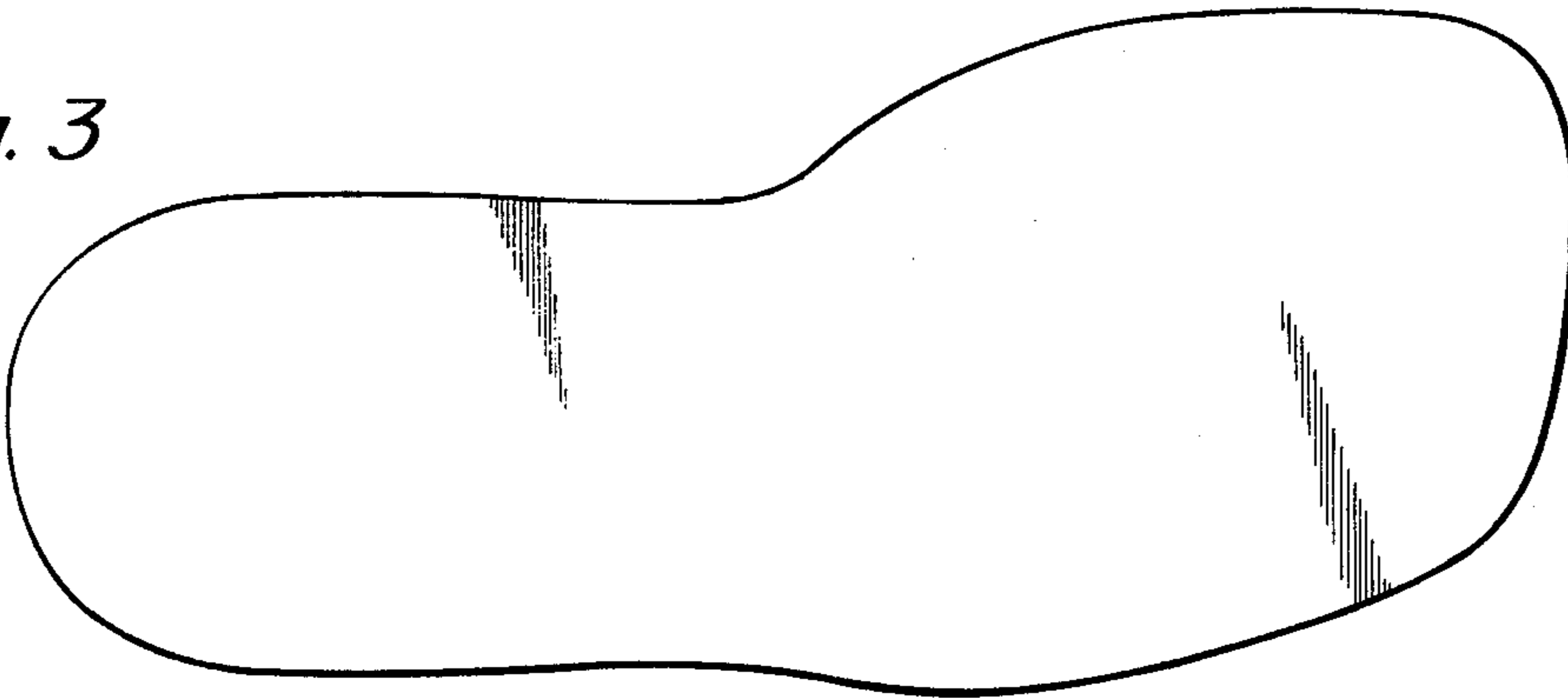
*Fig. 1*



*Fig. 2*




*Fig. 3*




*Fig. 4*



*Fig. 5*





*Fig. 6*