

[54] **COMBINED AIR FILTER AND FRESHENER**

[76] **Inventor: Kenneth O. Johnson, Rte. 5,  
Riverhaven, St. Cloud, Minn. 56301**

[\*\*] **Term: 14 Years**

[21] **Appl. No.: 3,303**

[22] **Filed: Jan. 15, 1979**

[51] **Int. Cl. .... D23—04**

[52] **U.S. Cl. .... D23/146**

[58] **Field of Search ..... D23/139-149;  
55/467, 472, 473**

3,465,504	9/1969	Oropeza et al. ....	55/472 X
3,496,703	2/1970	MacLeod et al. ....	55/472 X
3,537,239	11/1970	Dunmire .....	55/472 X
3,668,840	6/1972	Pierick .....	55/472 X
3,722,182	3/1973	Gilberlson .....	55/467 X
3,747,300	7/1973	Knudson .....	55/472 X
3,828,530	8/1974	Peters .....	55/473
3,868,896	3/1975	Doll et al. ....	55/385 B X
3,928,008	12/1975	Petersen .....	55/472
4,025,325	5/1977	Goodwin, Jr. ....	55/472

*Primary Examiner—James R. Largen  
Attorney, Agent, or Firm—Richard O. Bartz*

[57] **CLAIM**

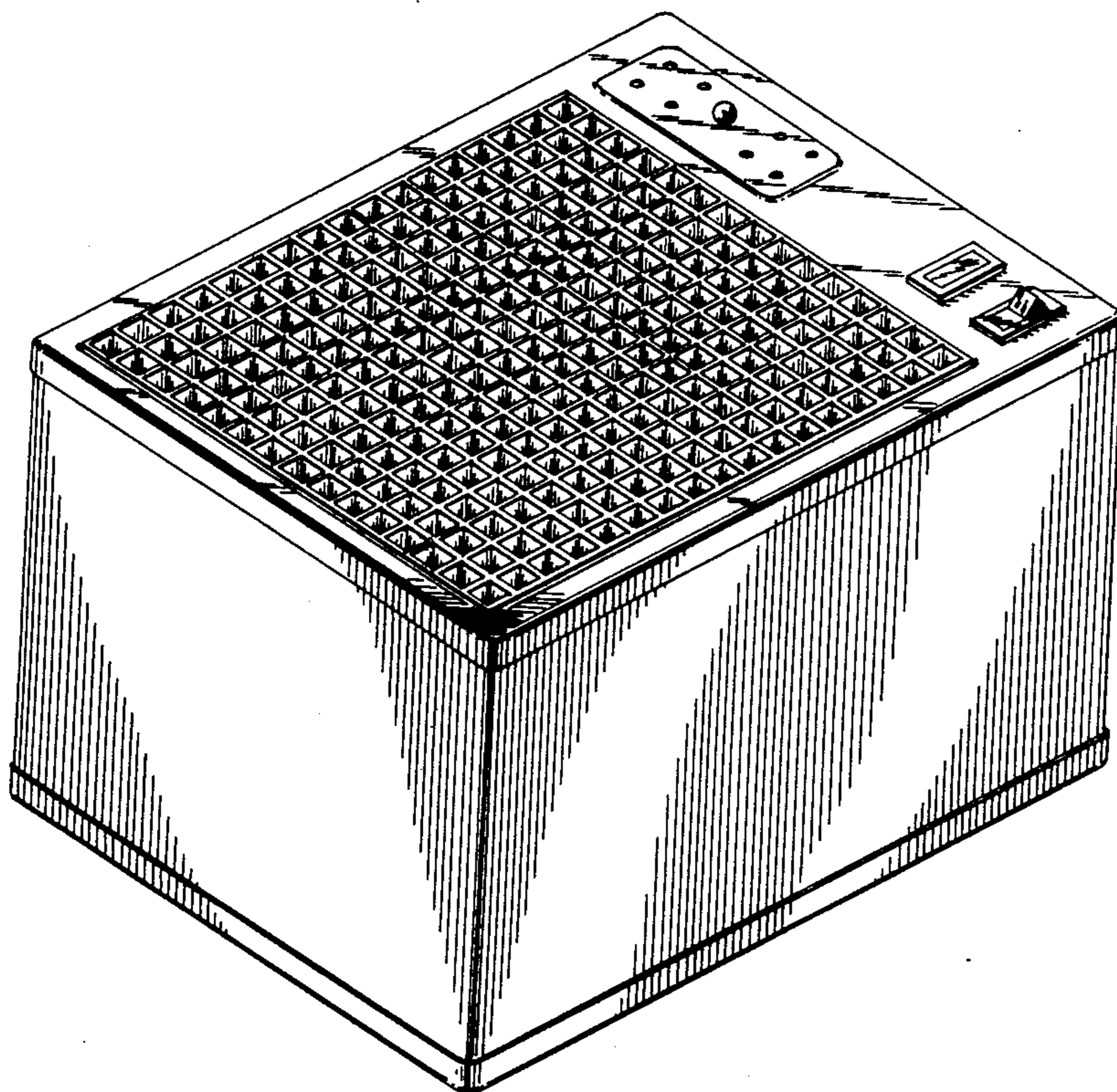
The ornamental design for a combined air filter and freshener, substantially as shown and described.

**DESCRIPTION**

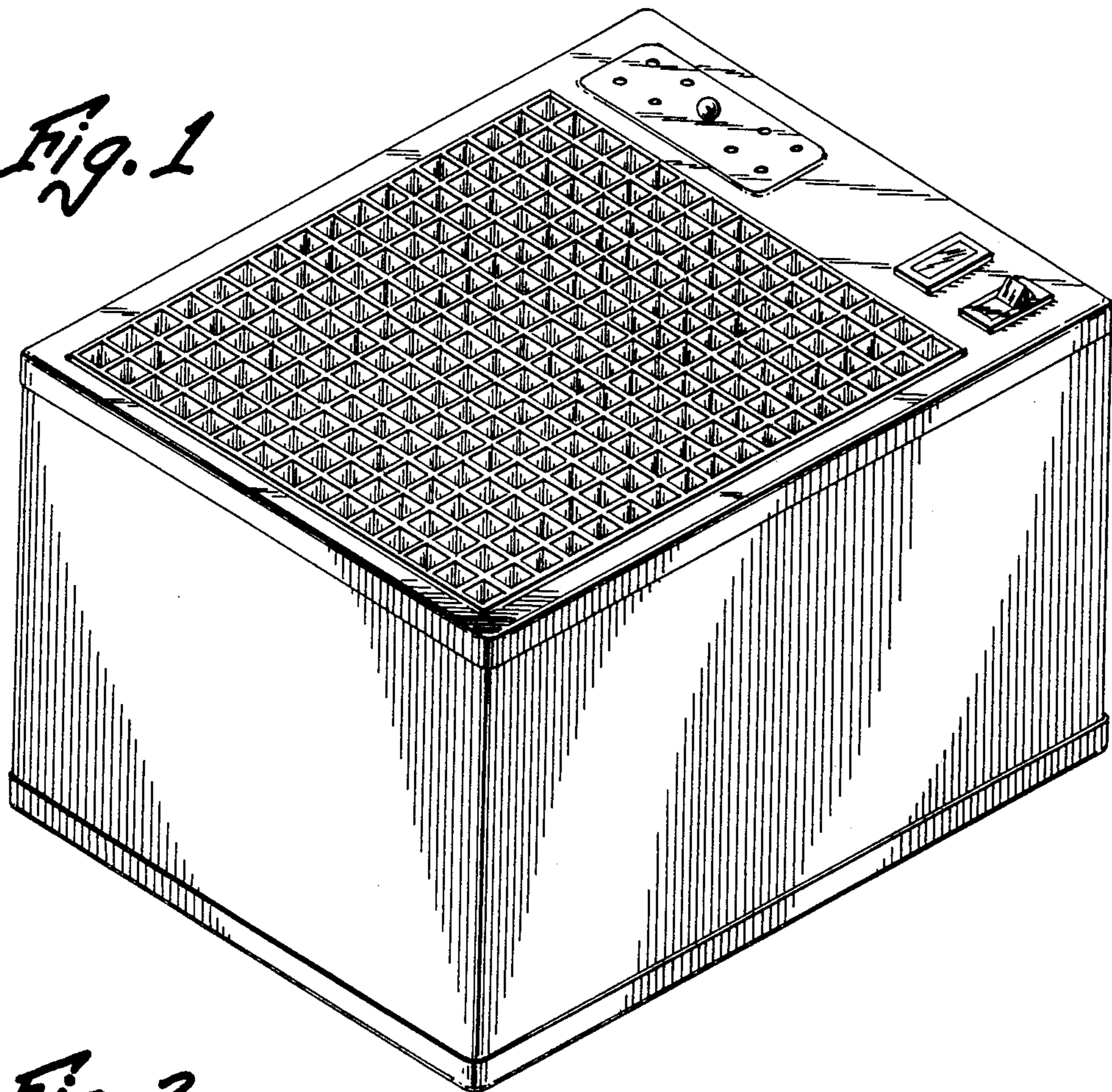
FIG. 1 is a perspective view taken from the top, side and one end of a combined air filter and freshener showing my new design;  
FIG. 2 is a bottom plan view thereof;  
FIG. 3 is an elevational view taken from the end opposite that shown in FIG. 1; and  
FIG. 4 is an elevational view taken from the side opposite that shown in FIG. 1.

[56] **References Cited  
U.S. PATENT DOCUMENTS**

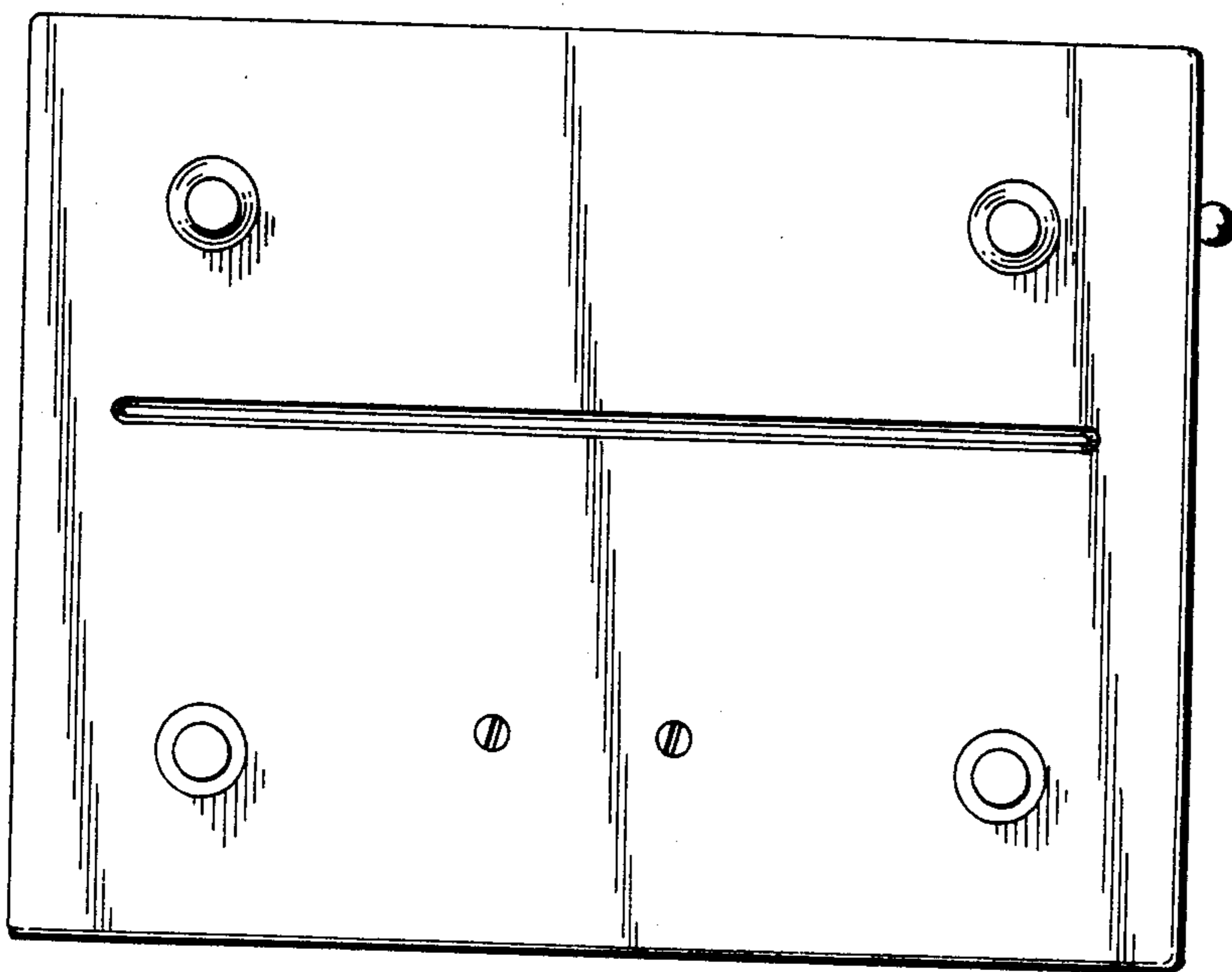
D. 227,669	7/1973	Mann .....	D23/149
D. 234,597	3/1975	Diachuk .....	D23/149
D. 244,856	6/1977	Haufe .....	D23/141
D. 248,869	8/1978	Risher .....	D23/149
1,794,447	3/1931	Bothezat .....	55/473
2,609,888	9/1952	Beringer .....	55/472 X
2,911,291	11/1959	Engel .....	55/473 X
3,273,323	9/1966	Whitfield .....	55/472 X
3,299,620	1/1967	Hollingworth .....	55/472 X
3,370,403	2/1968	D'Elia et al. ....	55/472 X



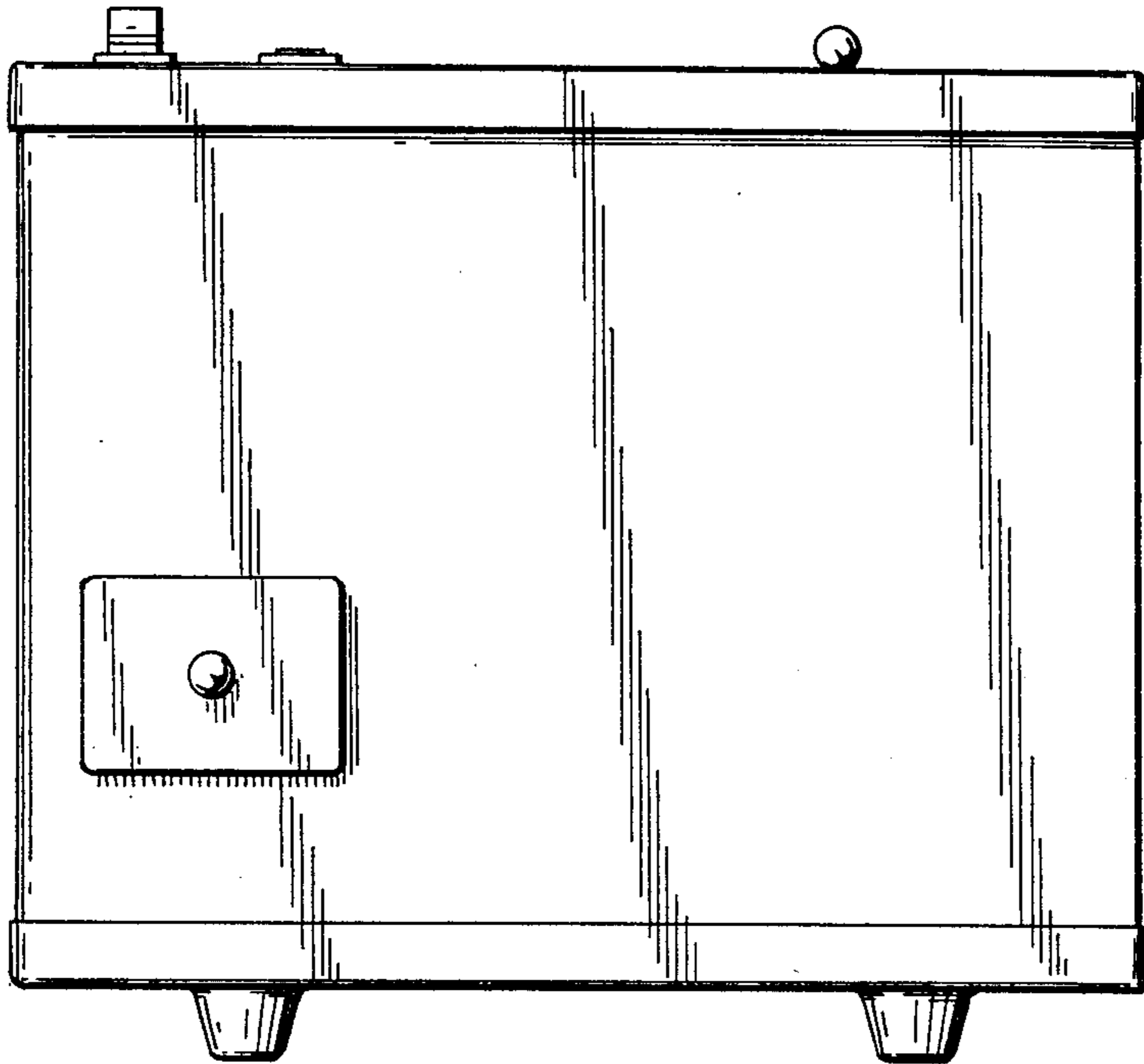
*Fig. 1*



*Fig. 2*



*Fig. 3*



*Fig. 4*

