

[54] **RECEPTACLE SUITABLE FOR MEDICAL FLUIDS**  
 [75] Inventor: **Louis T. Pagels, Hanover Park, Ill.**  
 [73] Assignee: **Automatic Liquid Packaging, Inc.**  
 [\*\*] Term: **14 Years**

D. 218,500 8/1970 Bellamy, Jr. et al. .... D24/58  
 D. 236,919 9/1975 McPhee ..... D9/10 X  
 D. 237,018 9/1975 Betka et al. .... D24/58  
 D. 249,958 10/1978 Meierhoefer ..... D24/63 X  
 3,872,868 3/1975 Kline ..... 128/DIG. 24 X  
 3,915,212 10/1975 Bujan et al. .... 128/214 D X  
 4,090,541 5/1978 Cammarata et al. .... 128/214 D X

[21] Appl. No.: **876,851**  
 [22] Filed: **Feb. 10, 1978**

*Primary Examiner*—Bernard Ansher  
*Attorney, Agent, or Firm*—Max Dressler

[51] Int. Cl. .... **D24—04; D9—01**  
 [52] U.S. Cl. .... **D24/58; D24/63; D9/370; D9/413**  
 [58] Field of Search ..... 128/214 D, 272, 274, 128/275, DIG. 24, 227, 251; 222/107; 150/0.05, 1, 8; 229/DIG. 4; D24/58, 63, 56; D9/10, 2, 67, 71, 175, 194, 168

[57] **CLAIM**

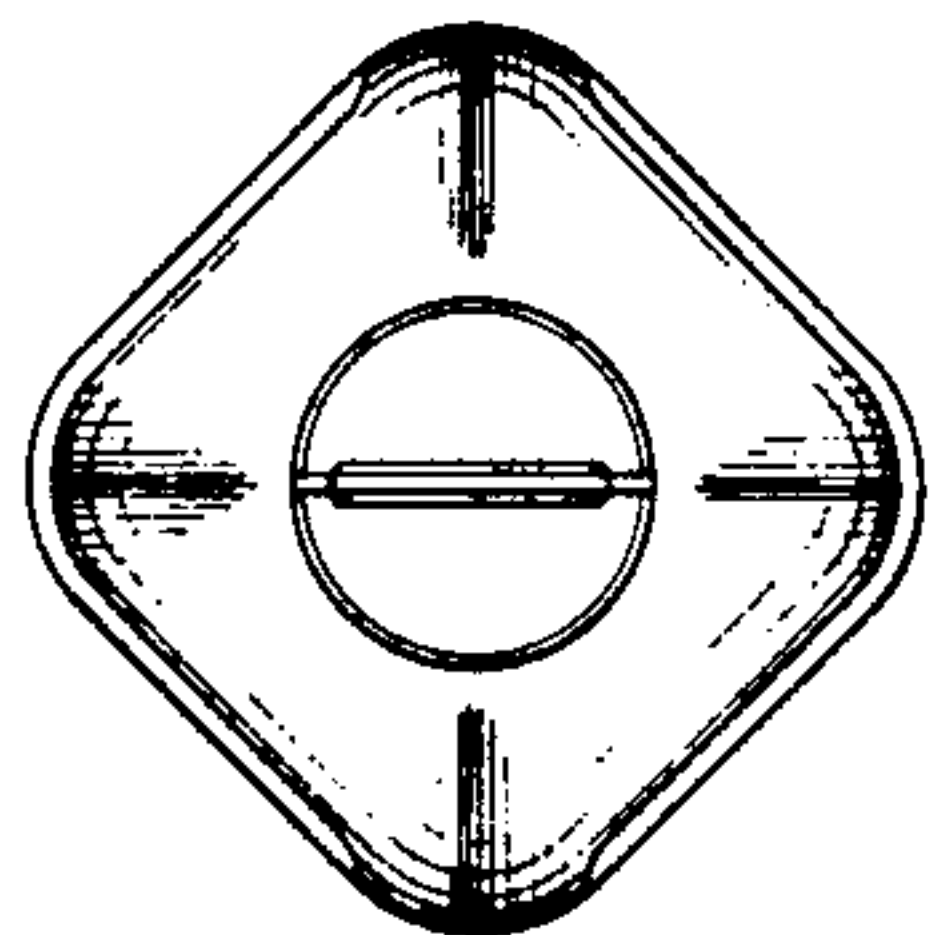
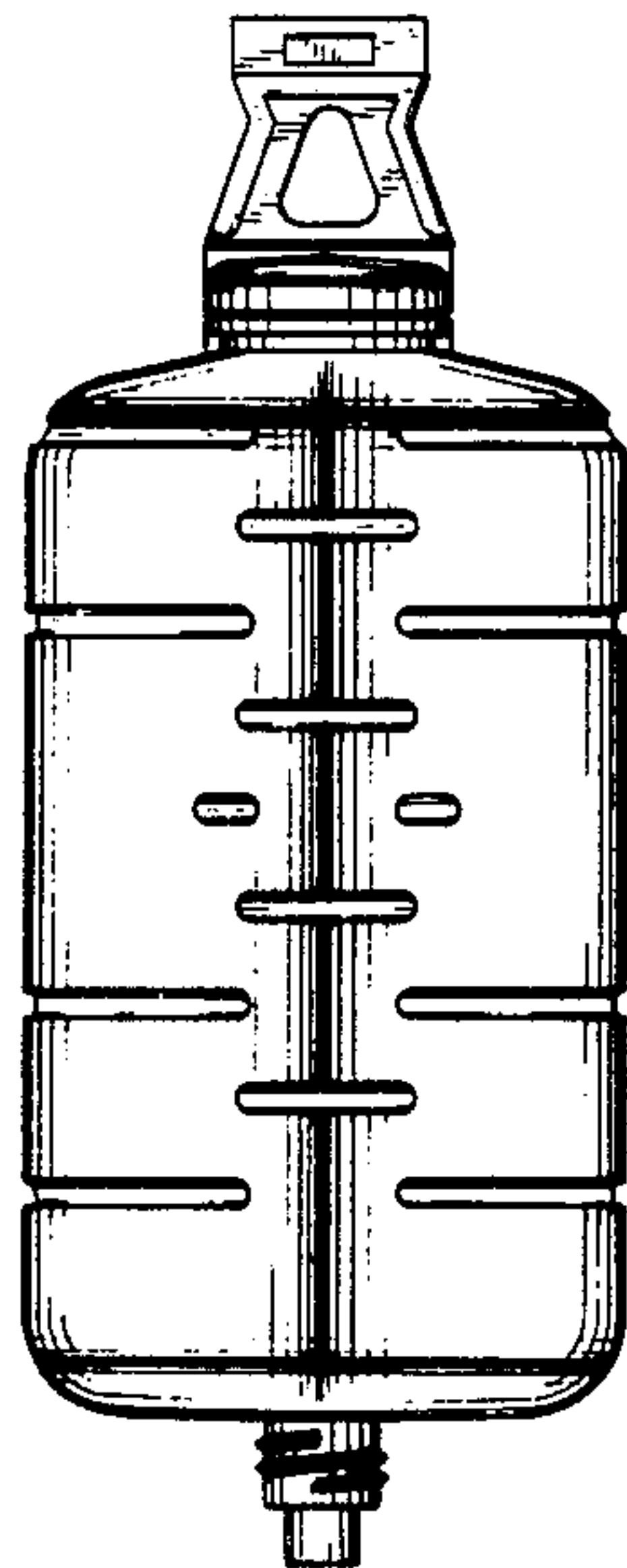
The ornamental design for a receptacle suitable for medical fluids, substantially as shown in the drawing.

**DESCRIPTION**

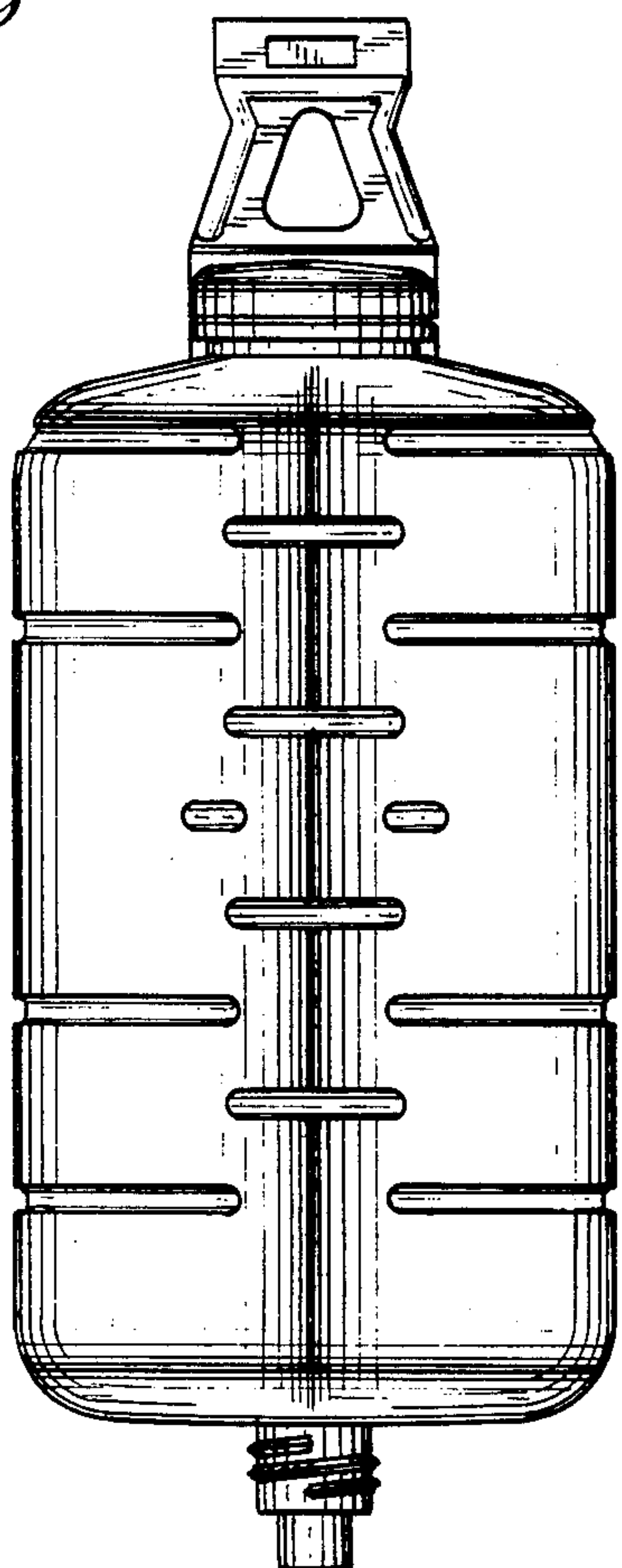
FIG. 1 is a front elevational view of the receptacle suitable for medical fluids;  
 FIG. 2 is a side elevational view of the receptacle suitable for medical fluids;  
 FIG. 3 is a top plan view of the receptacle suitable for medical fluids; and  
 FIG. 4 is a bottom view of the receptacle suitable for medical fluids.

[56] **References Cited**  
**U.S. PATENT DOCUMENTS**

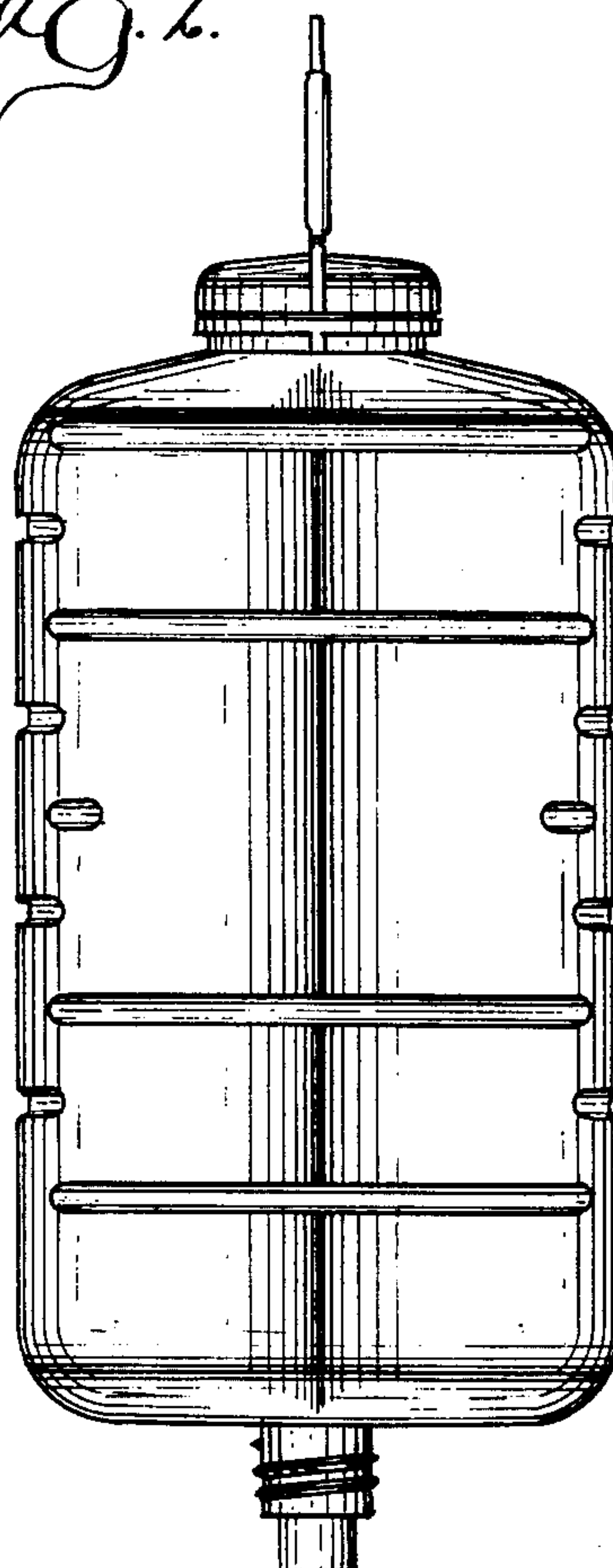
D. 201,940 8/1965 Bellamy, Jr. .... D24/58  
 D. 214,974 8/1969 St. Amand ..... D24/56



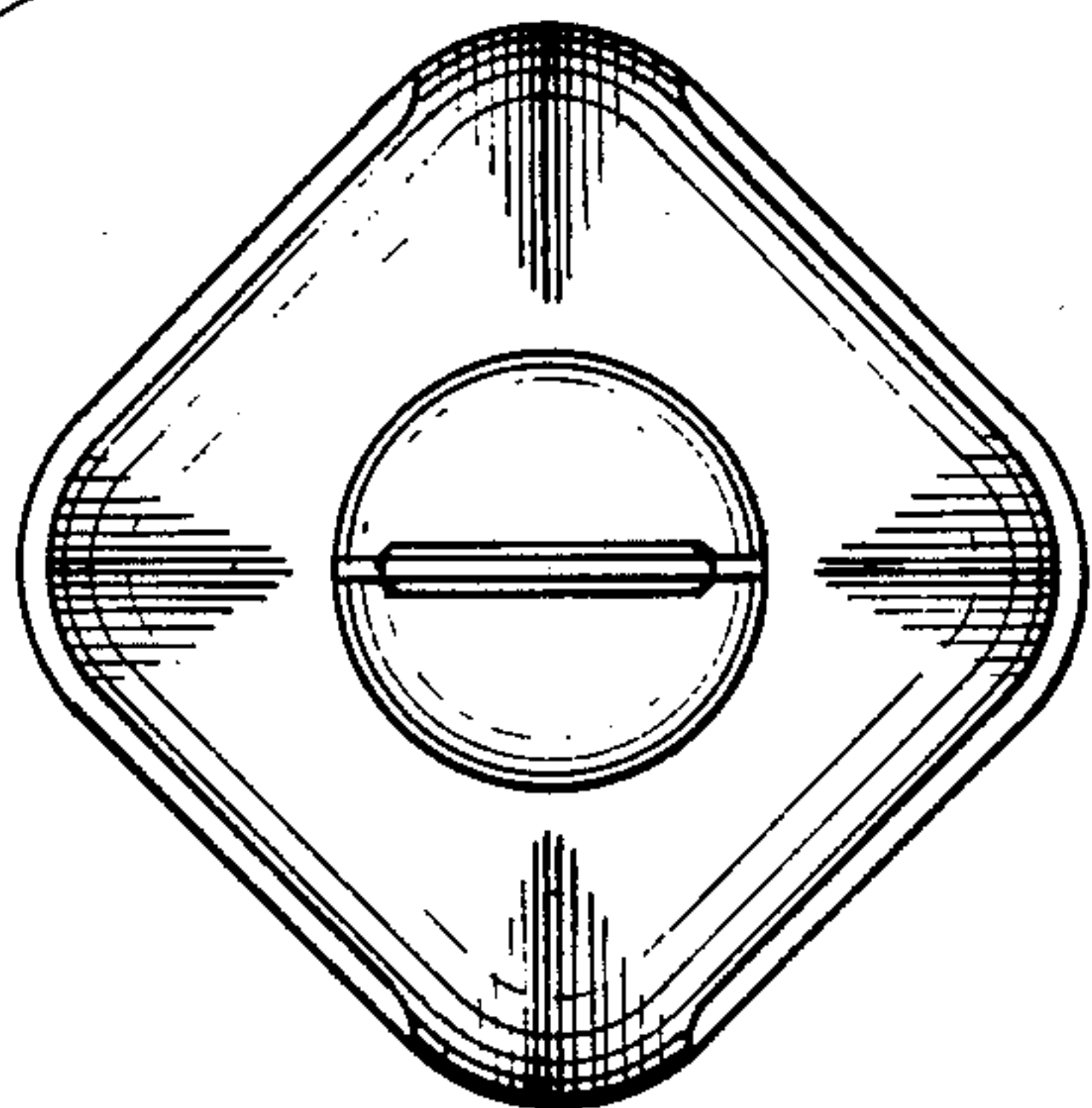
*Fig. 1.*



*Fig. 2.*



*Fig. 3.*



*Fig. 4.*

