

[54] **COMBINED AIR FILTER AND FRESHENER**

[76] Inventor: **Kenneth O. Johnson, Rte. 5,
Riverhaven, St. Cloud, Minn. 56301**

[**] Term: **14 Years**

[21] Appl. No.: **3,305**

[22] Filed: **Jan. 15, 1979**

[51] Int. Cl. **D23-04**

[52] U.S. Cl. **D23/149**

[58] Field of Search **D23/139-149;
55/467, 472, 473**

[56] **References Cited**

U.S. PATENT DOCUMENTS

D. 227,669	7/1973	Mann	D23/149
D. 234,597	3/1975	Diachuk	D23/149
D. 244,856	6/1977	Haufe	D23/141
D. 248,869	8/1978	Risher	D23/149
1,794,447	3/1931	Bothezat	55/473
2,609,888	9/1952	Beringer	55/472 X
2,911,291	11/1959	Engel	55/473 X
3,273,323	9/1966	Whitfield	55/472 X
3,299,620	1/1967	Hollingworth	55/472 X
3,370,403	2/1968	D'Elia et al.	55/472 X

3,465,504	9/1969	Oropeza et al.	55/472 X
3,496,703	2/1970	MacLeod et al.	55/472 X
3,537,239	11/1970	Dunmire	55/472 X
3,668,840	6/1972	Pierick	55/472 X
3,722,182	3/1973	Gilberlson	55/467 X
3,747,300	7/1973	Knudson	55/472 X
3,828,530	8/1974	Peters	55/473
3,868,896	3/1975	Doll et al.	55/385 B X
3,928,008	12/1975	Peterson	55/472
4,025,325	5/1977	Goodwin, Sr.	55/472

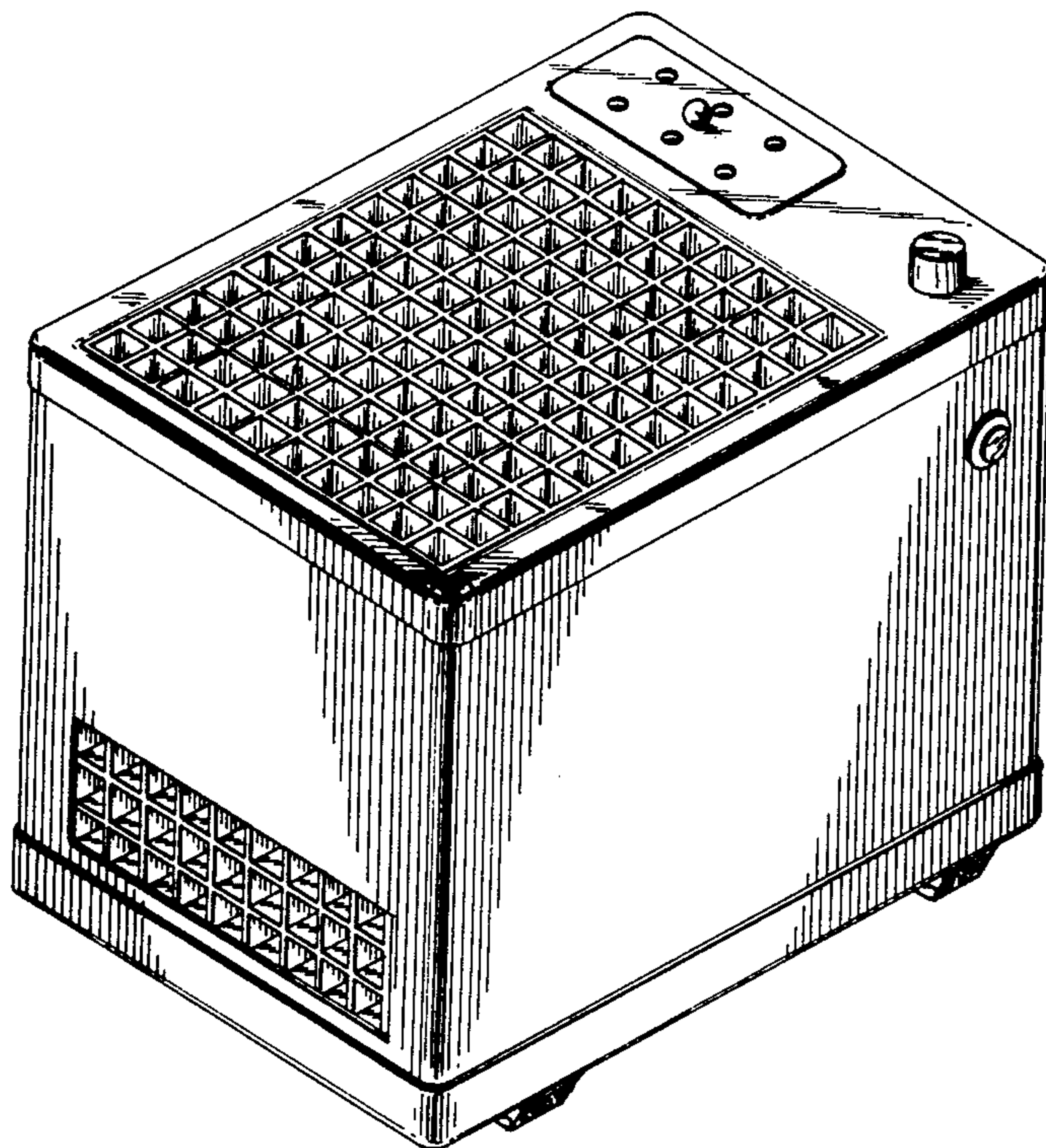
Primary Examiner—James R. Largen
Attorney, Agent, or Firm—Richard O. Bartz

[57] **CLAIM**

The ornamental design for a combined air filter and freshener, substantially as shown and described.

DESCRIPTION

FIG. 1 is a perspective view taken from the top, side and one end of a combined air filter and freshener showing my new design;
FIG. 2 is a bottom plan view thereof;
FIG. 3 is an elevational view taken from the end opposite that shown in FIG. 1; and
FIG. 4 is an elevational view taken from the side opposite that shown in FIG. 1.



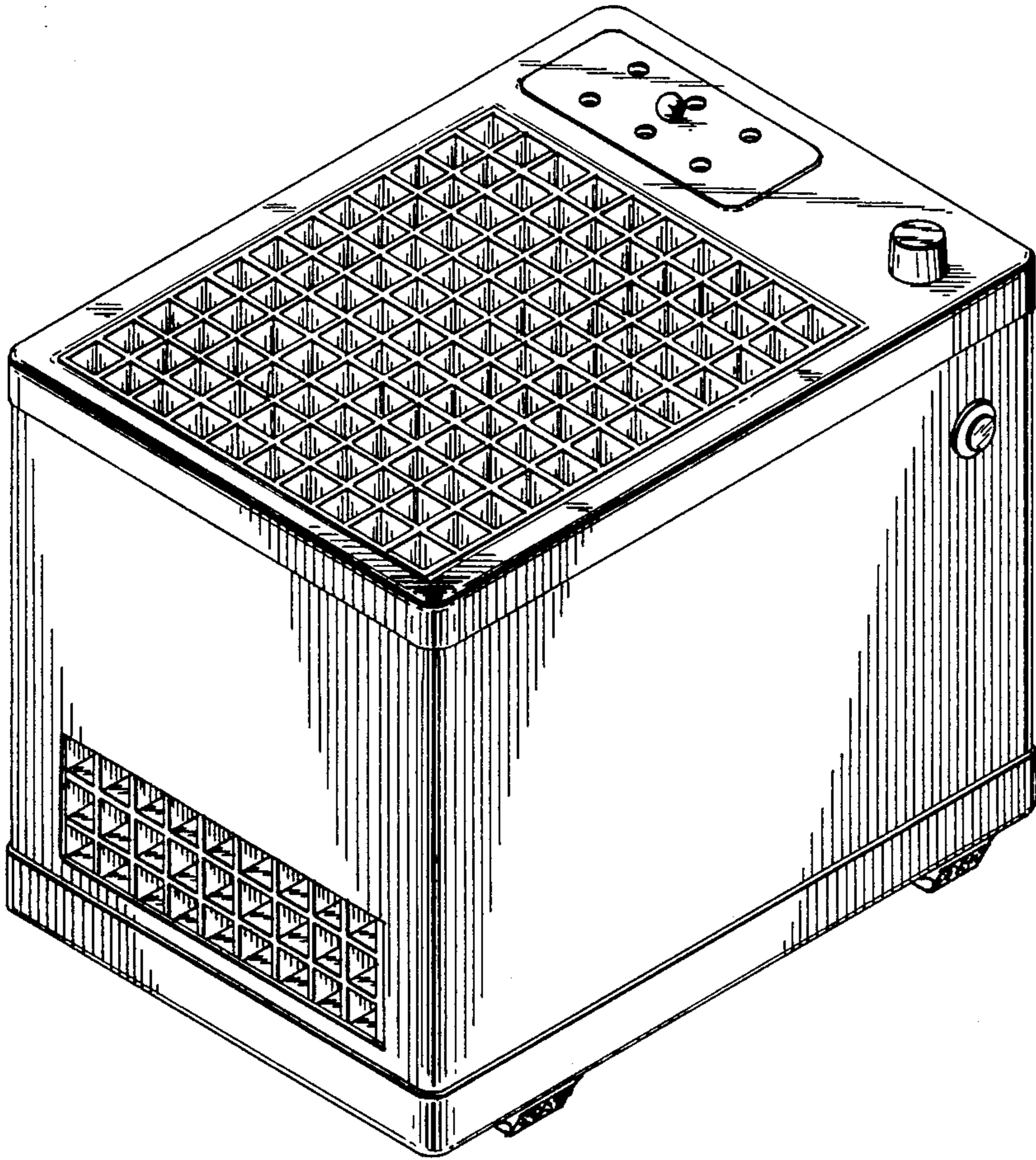


Fig. 1

Fig. 2

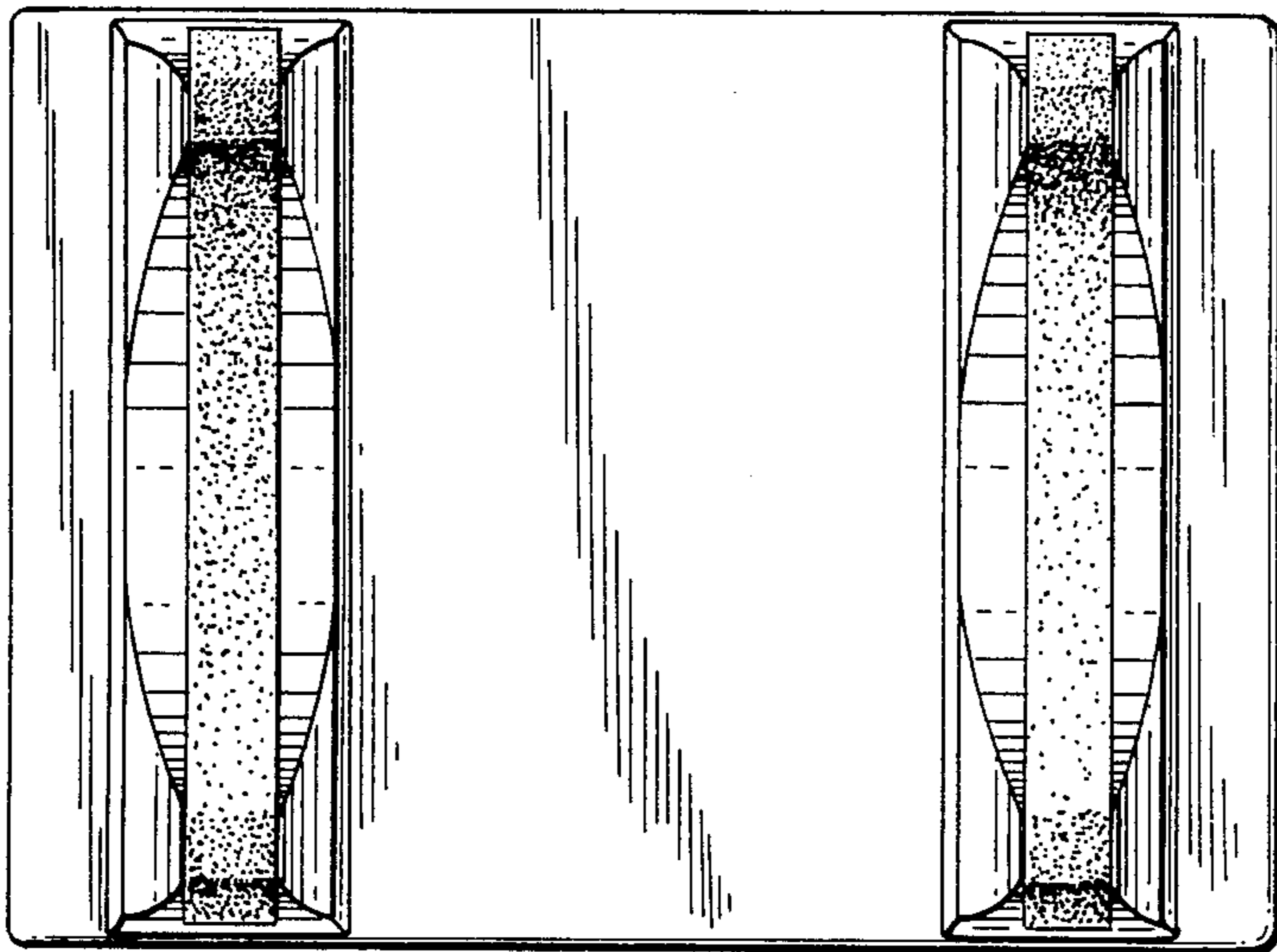


Fig. 3




Fig. 4

