

[54] FLY CASTING ROD OR SIMILAR ARTICLE

4,075,776 2/1978 Fiebig 43/18 R X

[75] Inventors: Edwin J. Sisty, deceased, late of Denver, Colo.; by Yoshie Sisty, executrix, Brighton, Colo.

Primary Examiner—A. Hugo Word
Attorney, Agent, or Firm—Philip H. Sheridan

[73] Assignee: Ed Sisty Angling Adventures, Inc., Denver, Colo.

[57] CLAIM

The ornamental design for a fly casting rod or similar article, as shown.

[**] Term: 14 Years

DESCRIPTION

[21] Appl. No.: 881,073

FIG. 1 is a side elevation view of the fly casting rod according to the present invention showing the streamlined tapered handle of the rod;

[22] Filed: Feb. 24, 1978

FIG. 2 is a top plan view of the fly casting rod as shown in FIG. 1;

[51] Int. Cl. D22-05

FIG. 3 is a butt end view of the fly casting rod according to the present invention;

[52] U.S. Cl. D22/23

FIG. 4 is a front end view of the rod according to the present invention;

[58] Field of Search 43/18 R, 18 GF, 22, 43/23, 24, 19, 19.2, 20; D22/23, 26; 124/80

FIG. 5 is a partial side elevation view of an embodiment of the fly casting rod which shows a laminated constructed handle along with the reel attaching rings;

[56] References Cited

U.S. PATENT DOCUMENTS

FIG. 6 is a bottom view of the fly casting rod shown in FIG. 1; and

FIG. 7 is a cross sectional view showing the flat, rectangular configuration of the rod.

D. 200,781	4/1965	Magnus	D22/23
D. 230,975	3/1974	Carlson	D22/23
1,371,261	3/1921	Price	D22/23 X
2,104,494	1/1938	O'Brien, Jr.	D22/23 X
3,229,406	1/1966	Binkley	43/18 R X
3,862,509	1/1975	Petersen, Jr.	43/18 R X



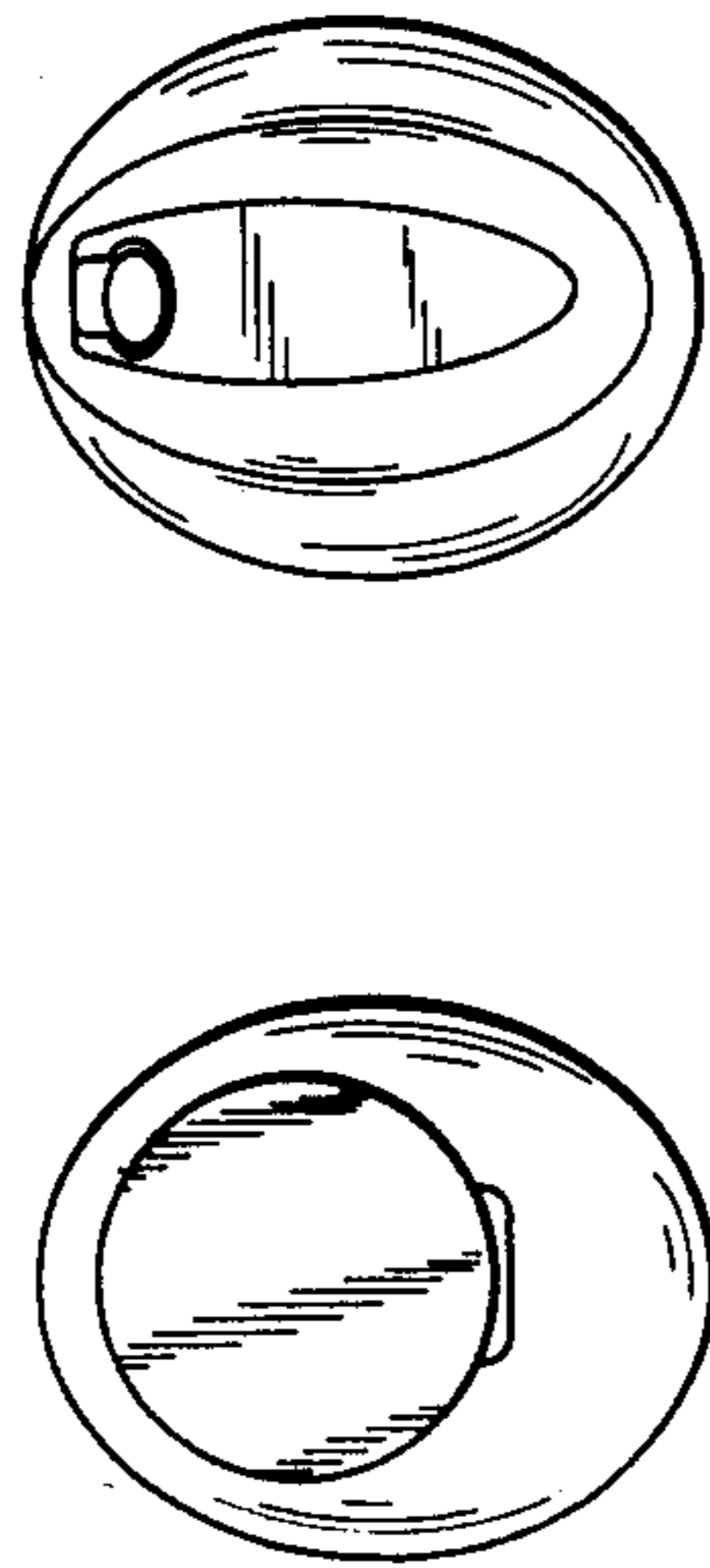
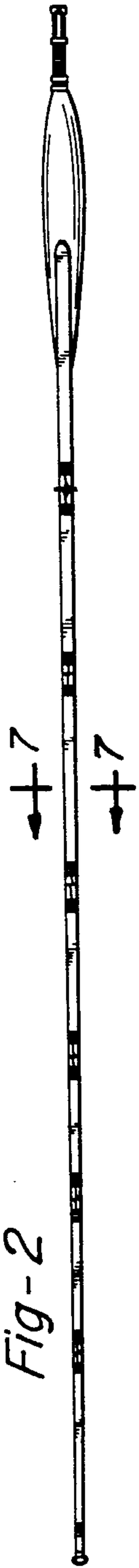
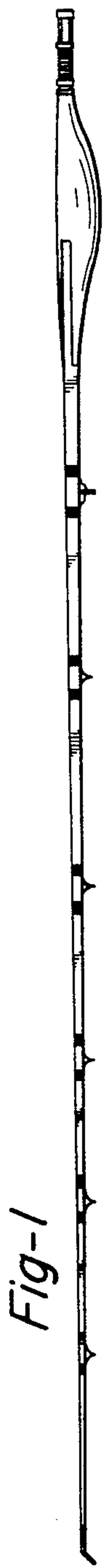


Fig-4

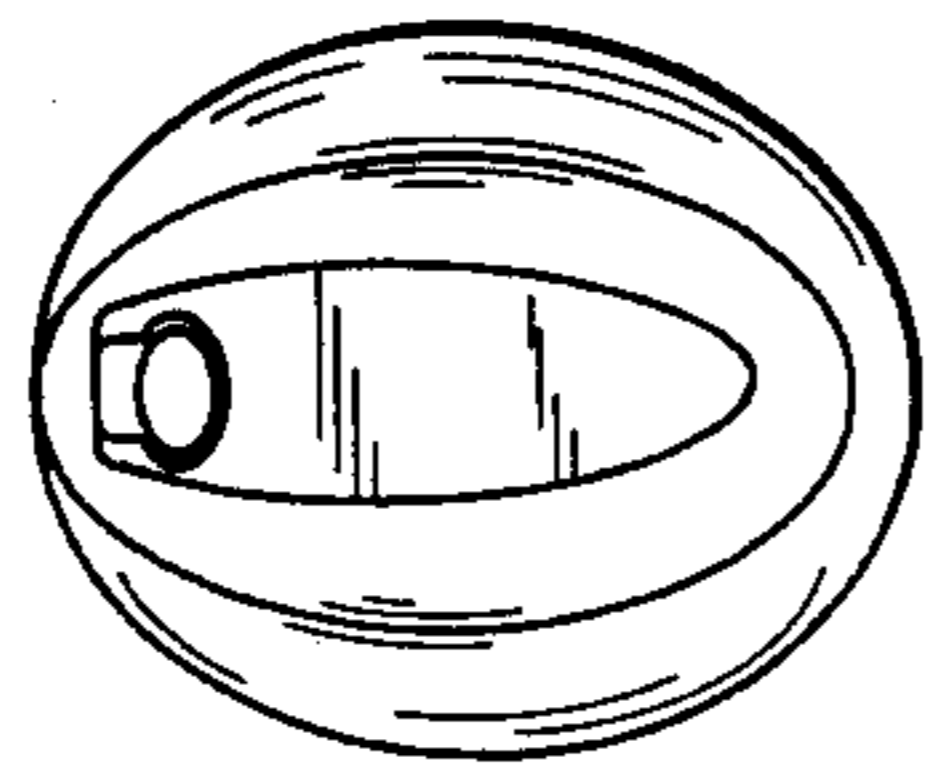


Fig-4




Fig-5




Fig-6

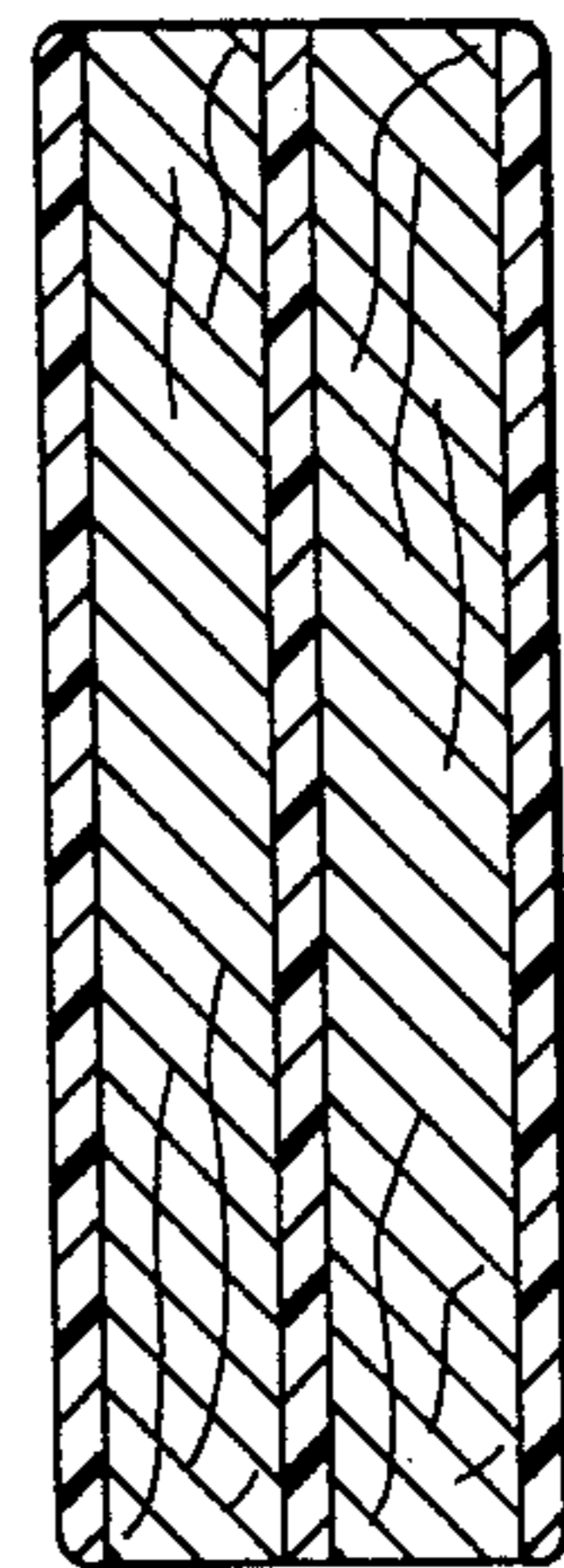


Fig-7