

[54] **DIAPHRAGM CASE OR THE LIKE**

[75] **Inventor:** Wayne J. Stettler, Philadelphia, Pa.

[73] **Assignee:** Paula Seibel, New York, N.Y.

[\*\*] **Term:** 14 Years

[21] **Appl. No.:** 50,344

[22] **Filed:** Jun. 20, 1979

[51] **Int. Cl.** ..... D3-02  
[52] **U.S. Cl.** ..... D9/420; D28/78  
[58] **Field of Search** ..... D28/61, 68, 73, 76-78,  
D28/81, 82, 84, 91; D3/39; D9/230-236; 132/1  
R, 79 R, 79 F, 82 R, 82 F, 83 R, 83 F; 206/37,  
38, 69, 235, 581, 823; 220/DIG. 26; D24/56

[56] **References Cited**

**U.S. PATENT DOCUMENTS**

D. 47,955 10/1915 Karpeles ..... D9/235  
D. 135,924 7/1943 Morris ..... D28/82  
2,372,969 4/1945 Michals ..... D28/82 X

*Primary Examiner*—Louis S. Zarfes  
*Attorney, Agent, or Firm*—Darby & Darby

[57] **CLAIM**

The ornamental design for a diaphragm case or the like,  
as shown and described.

**DESCRIPTION**

FIG. 1 is a left side elevational view of a diaphragm case or the like showing my new design in closed position;  
FIG. 2 is a top plan view;  
FIG. 3 is a right side elevational view;  
FIG. 4 is a front elevational view;  
FIG. 5 is a rear elevational view;  
FIG. 6 is a perspective view of the case in open position;  
and  
FIG. 7 is a bottom plan view of the closed case.




FIG. 1

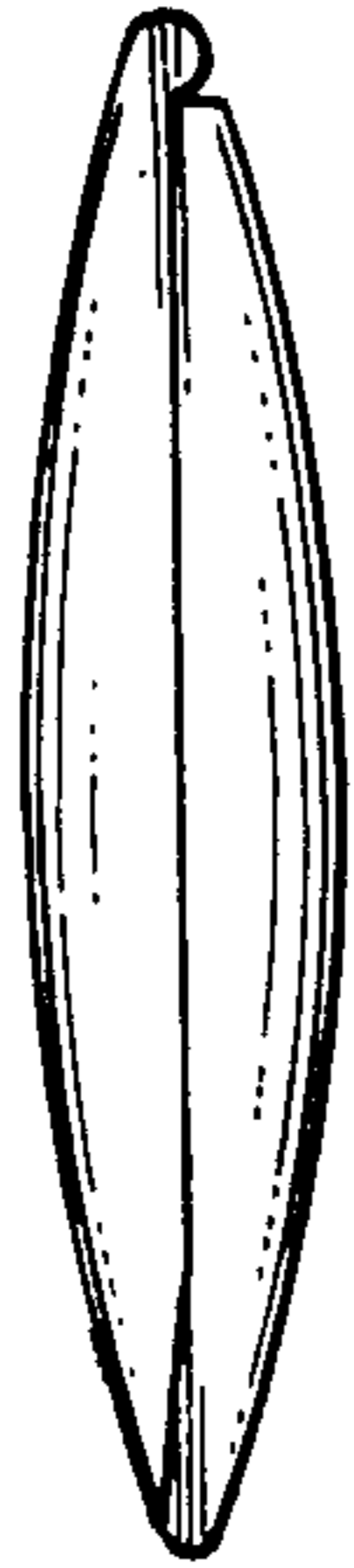


FIG. 2

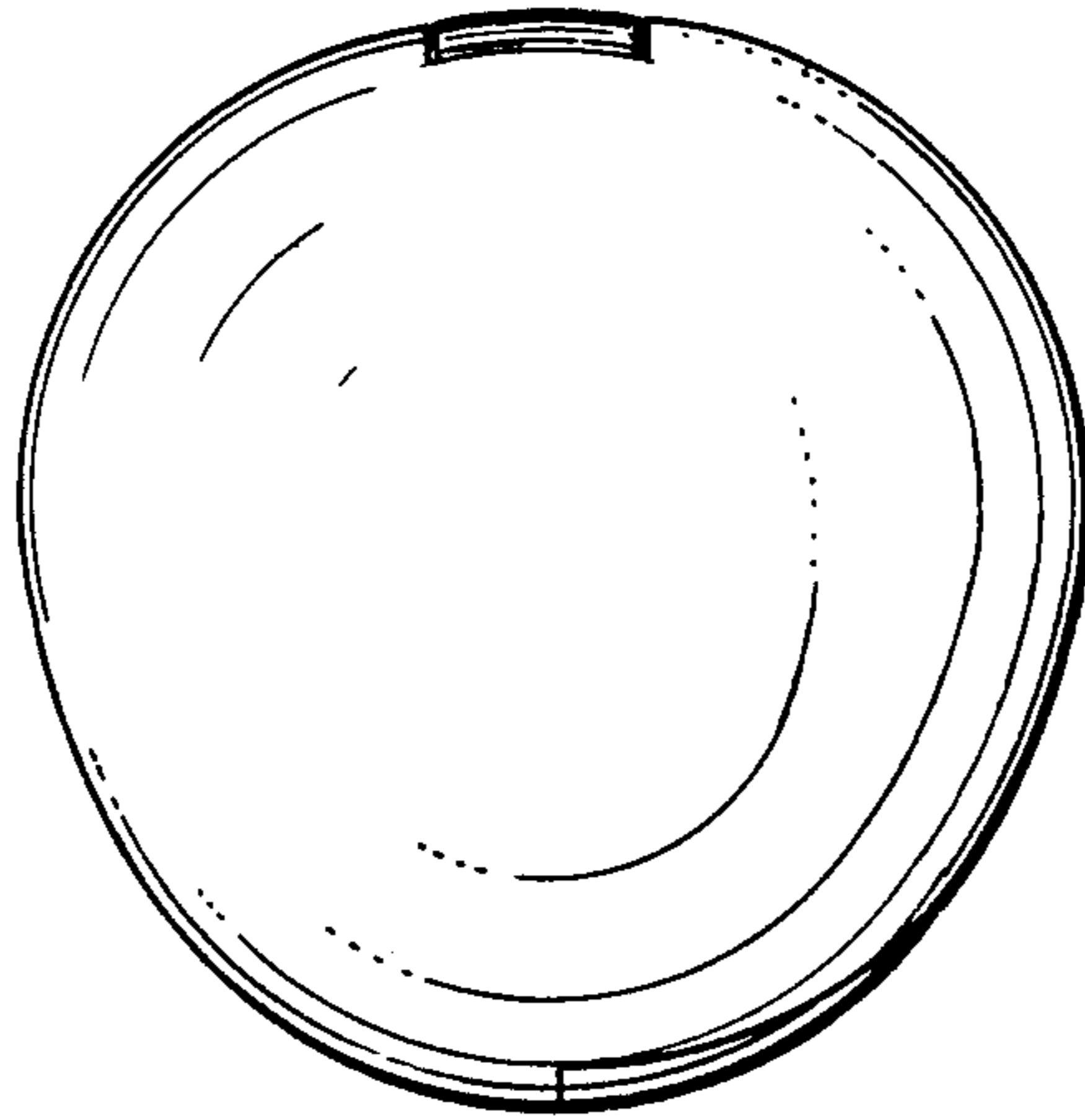


FIG. 3



FIG. 4

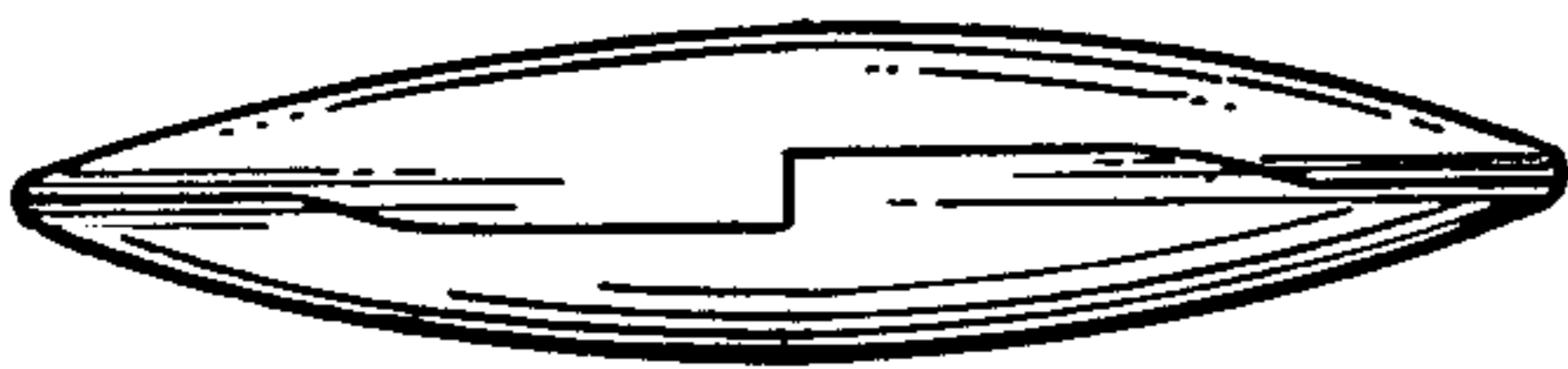


FIG. 5




FIG. 6




FIG. 7

