

[54] CONNECTION FITTING FOR TUBULAR CONDUITS

[76] Inventor: Bill P. P. Nederman, Halalid 3, S-252 33 Helsingborg, Sweden

[**] Term: 14 Years

[21] Appl. No.: 48,601

[22] Filed: Jun. 14, 1979

Related U.S. Application Data

[62] Division of Ser. No. 786,681, Apr. 11, 1977.

[30] Foreign Application Priority Data

Oct. 21, 1976 [SE] Sweden 762040

[51] Int. Cl. D23-01

[52] U.S. Cl. D23/43; 285/175; 285/423

[58] Field of Search D23/40-47; 285/70, 175, 239, 331, 423, DIG. 22

[56] References Cited

U.S. PATENT DOCUMENTS

D. 49,474	8/1916	Fargo	D23/43
D. 118,575	1/1940	Thomas, Jr.	D23/43
214,991	5/1879	Coler	285/423
444,676	1/1891	Shull	285/20
909,131	1/1909	Antie	285/239
1,909,058	5/1933	Horbach	285/70
3,493,251	2/1970	Kramer	285/331 X
3,603,621	9/1971	Parsons	285/DIG. 22 X
3,785,682	1/1974	Schaller et al.	285/DIG. 22 X
3,899,198	8/1975	Maroschak	285/DIG. 22 X
4,099,744	7/1978	Kutnyak et al.	285/DIG. 22 X

Primary Examiner—James R. Largen

Attorney, Agent, or Firm—John J. Dennemeyer

[57] CLAIM

The ornamental design of a connection fitting for tubular conduits, as shown and described.

DESCRIPTION

FIG. 1 is a perspective view taken from one end of a connection fitting for tubular conduits showing my new design; and

FIG. 2 is a perspective view taken from the end opposite that shown in FIG. 1.

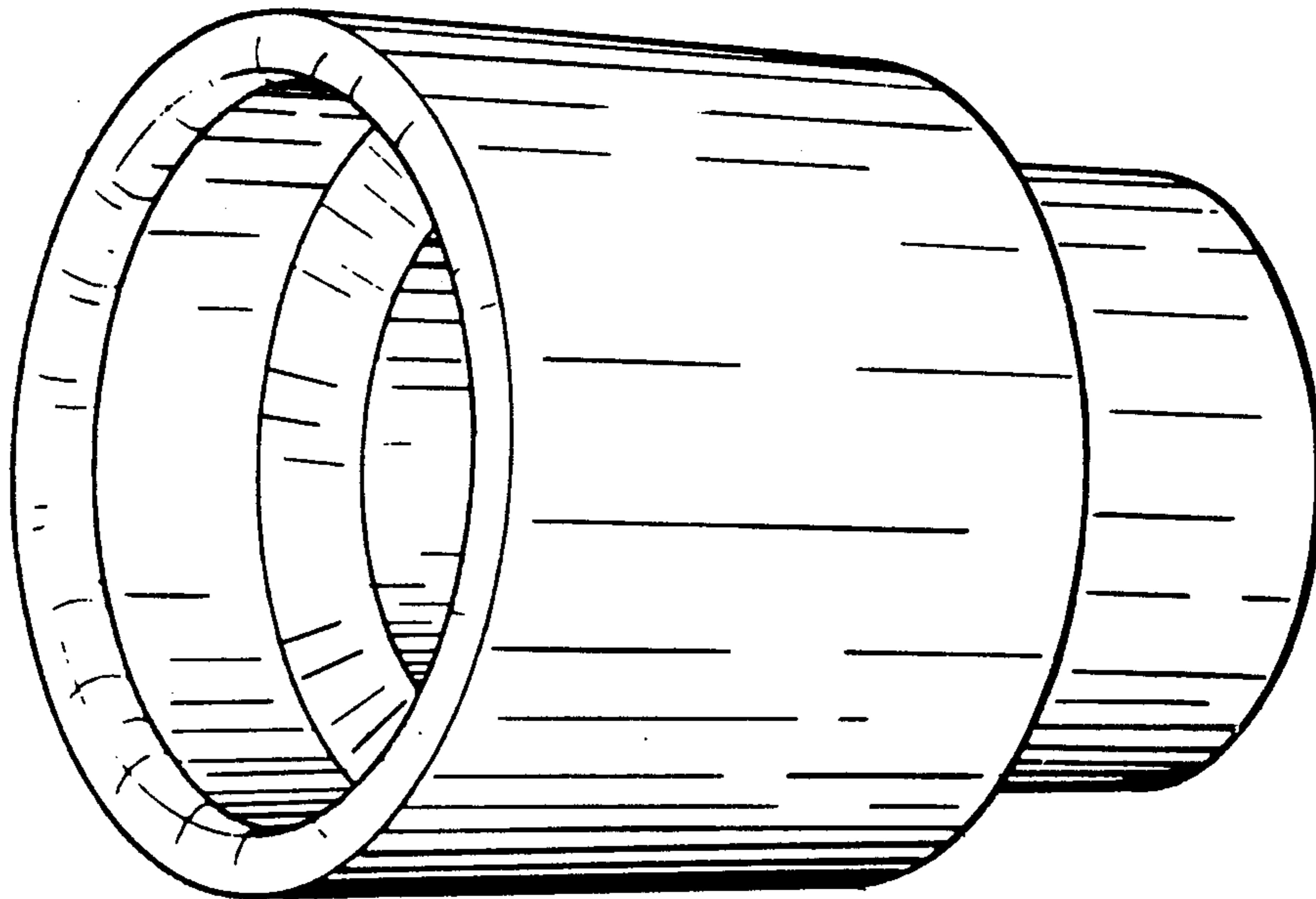


FIG. 1

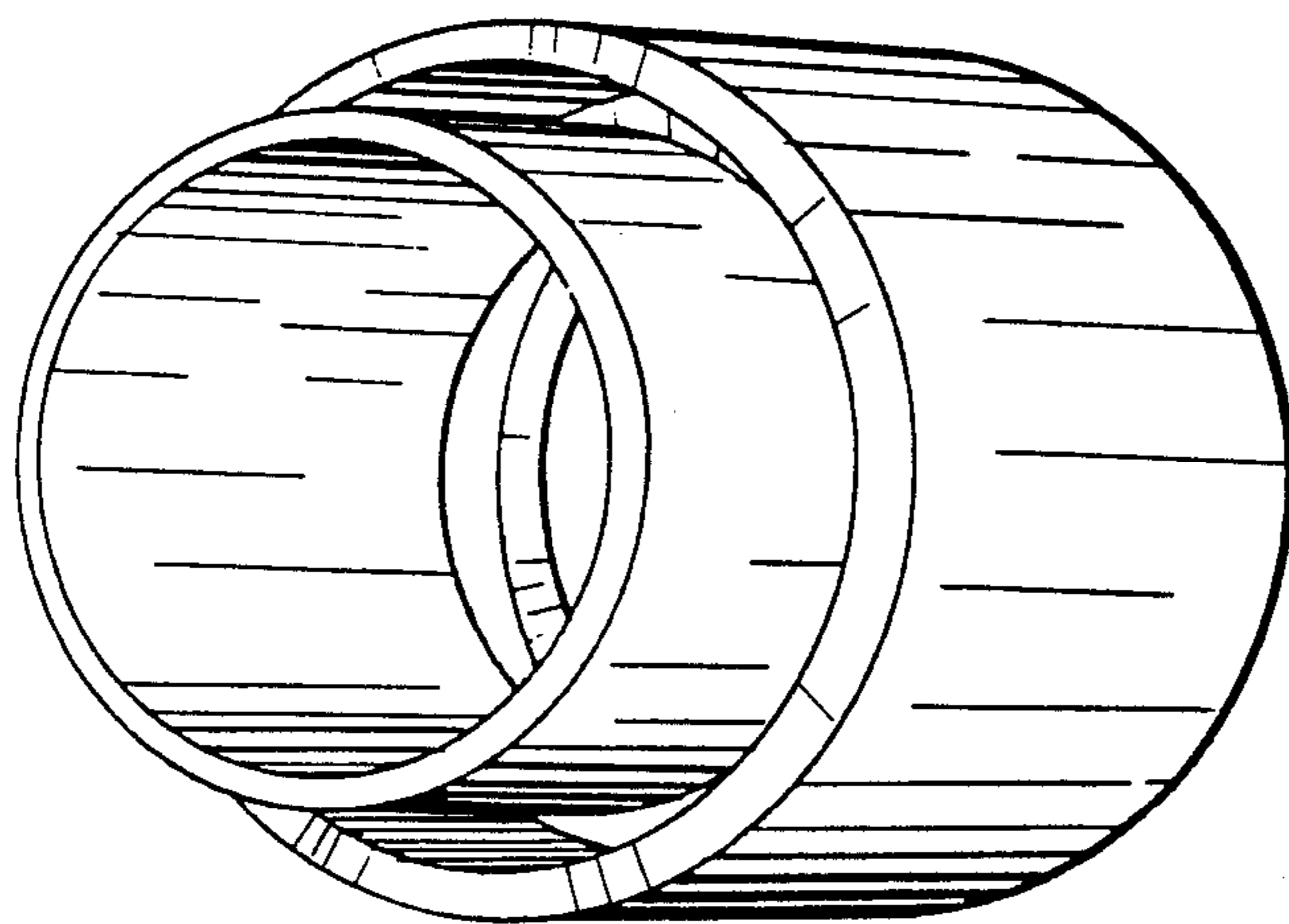
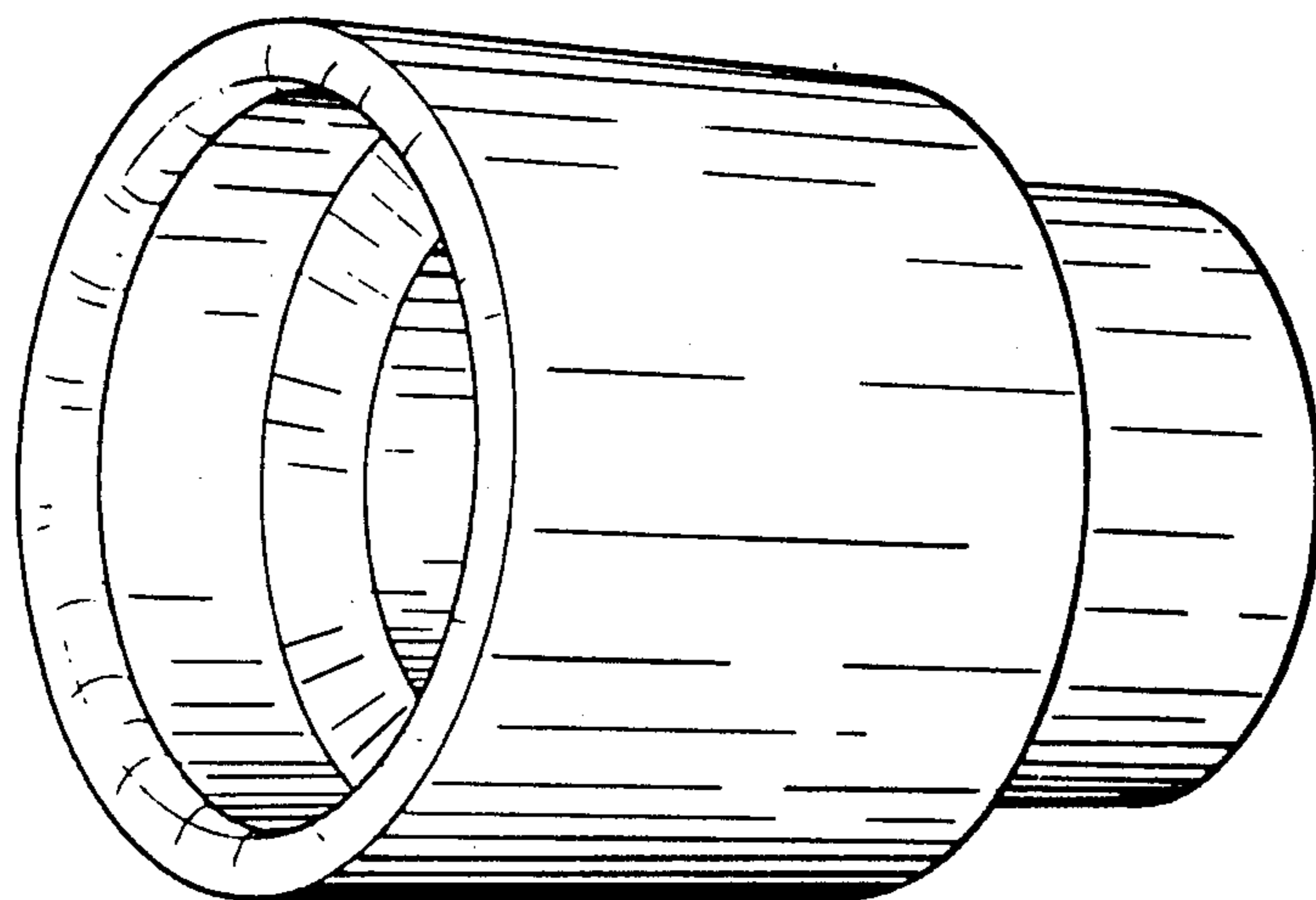


FIG. 2