

[54] HANDLE FOR CULINARY TOOLS OR THE LIKE

[75] Inventors: Edward M. Wallace, Longmeadow; Robert G. Gosselin, Springfield; Ernest D. Labarre, Holyoke, all of Mass.

[73] Assignee: Wallace Mfg. Co., Enfield, Conn.

[\*\*] Term: 14 Years

[21] Appl. No.: 46,353

[22] Filed: Jun. 7, 1979

[51] Int. Cl. .... D07-02

[52] U.S. Cl. .... D7/132; D7/152

[58] Field of Search .... D7/151, 152, 150, 141, D7/137, 138, 132, 95, 97, 99, 102; D8/303, 107; D4/11, 12, 25, 27, 28, 31

[56] References Cited

U.S. PATENT DOCUMENTS

D. 46,416	9/1914	Selleck .....	D7/102
D. 49,548	8/1916	Richard, Jr. ....	D7/152
D. 118,714	1/1940	Rude .....	D7/137
D. 200,794	4/1965	Munson .....	D7/132
D. 201,985	8/1965	Munson .....	D7/132
1,477,653	12/1923	La Barre .....	D7/102 X

Primary Examiner—Winifred E. Herrmann  
Attorney, Agent, or Firm—Kenwood Ross; Chester E. Flavin

[57] CLAIM

The ornamental design for a handle for culinary tools or the like, as shown and described.

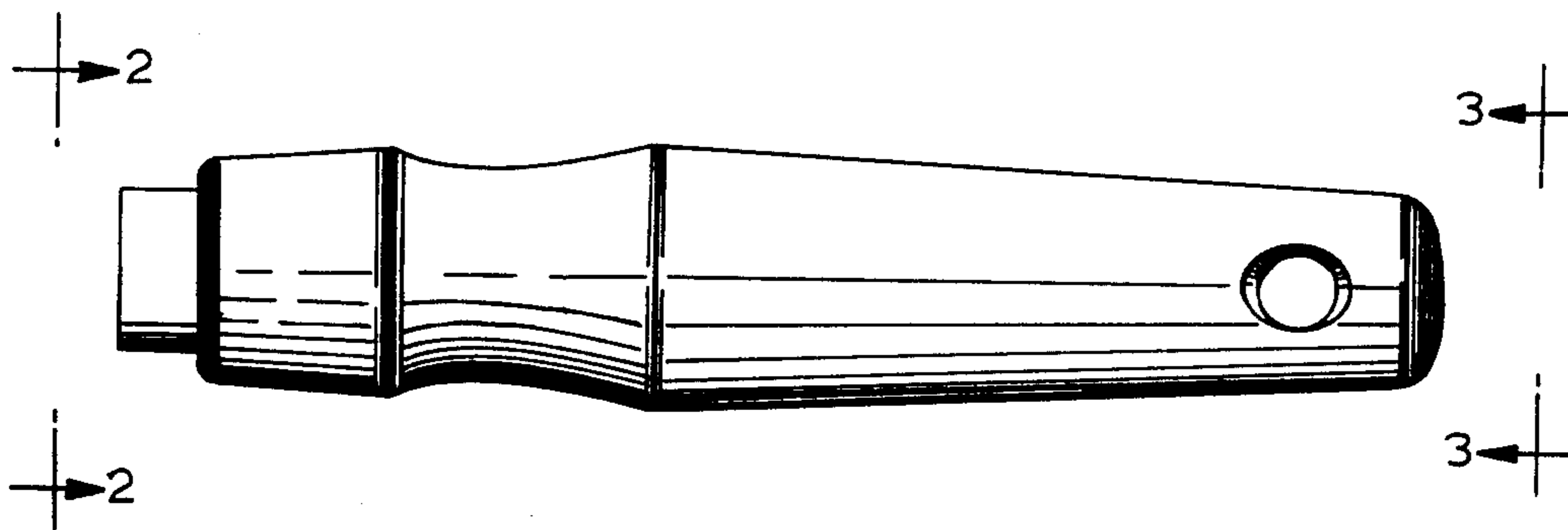
DESCRIPTION

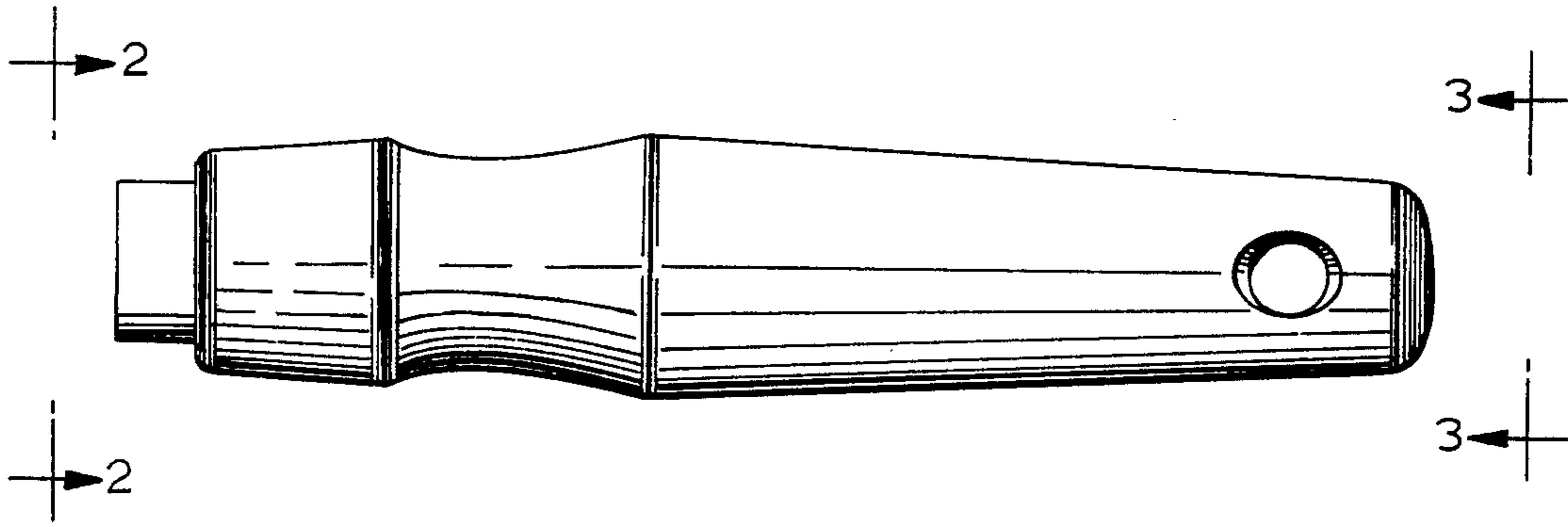
FIG. 1 is a side elevational view of a handle for culinary tools or the like showing our new design;

FIG. 2 is an end elevational view thereof as seen from line 2—2 of FIG. 1; and

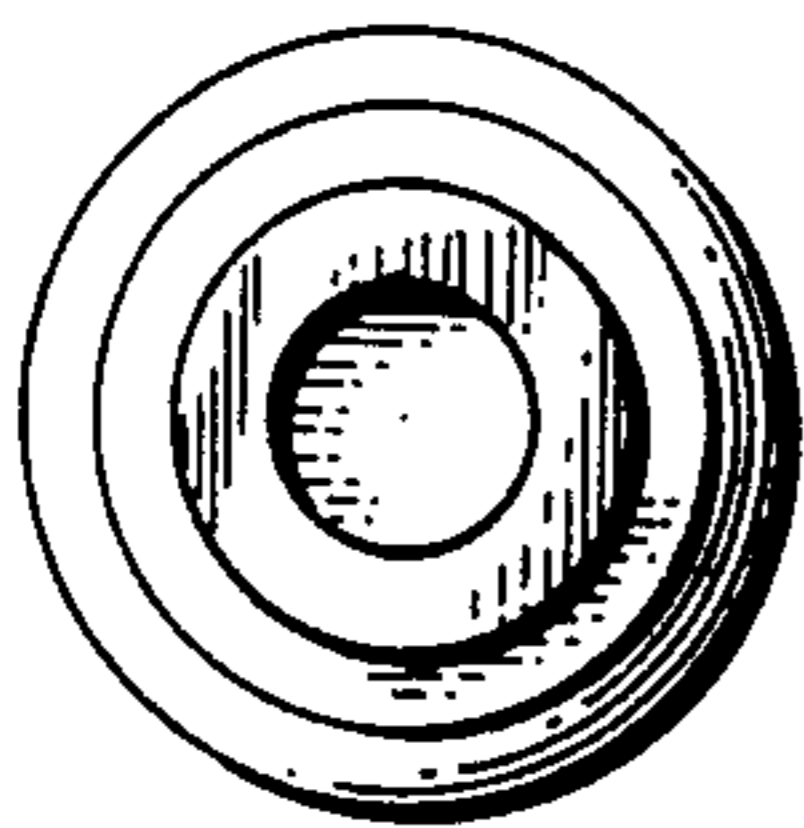
FIG. 3 is an end elevational view thereof as seen from line 3—3 of FIG. 1.

The top and bottom are similar in configuration to the side with the opening omitted.

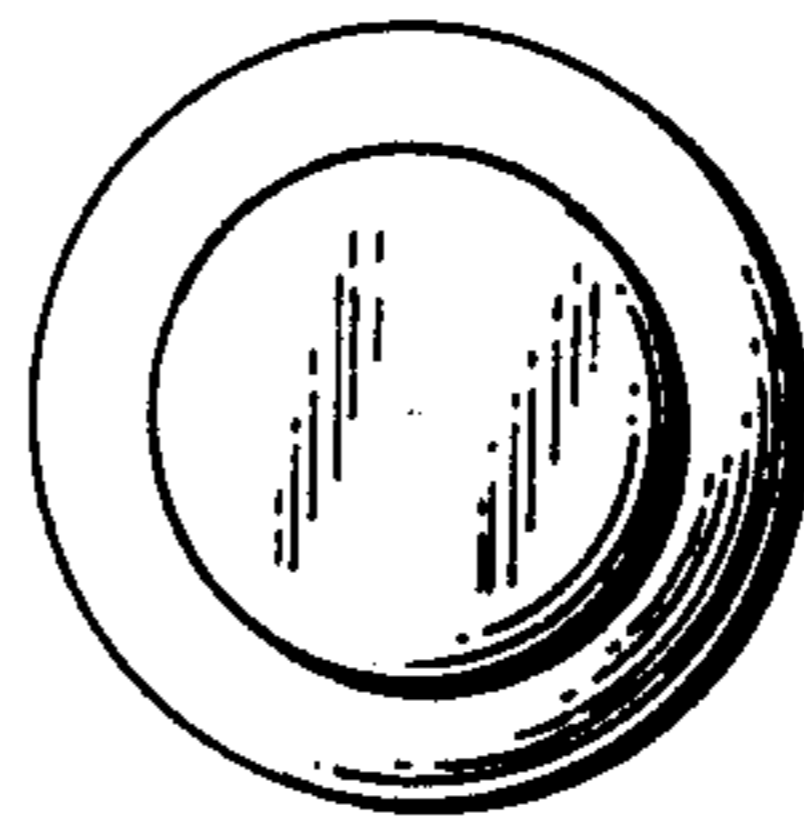




**FIG. 1**



**FIG. 2**



**FIG. 3**