

[54] **COMBINED MIRROR AND HOLDER FOR RAZORS**

[76] **Inventor:** Richard Edstrom, 239 E. 58th St., New York, N.Y. 10022

[\*\*] **Term:** 14 Years

[21] **Appl. No.:** 77,022

[22] **Filed:** Sep. 19, 1979

[51] **Int. Cl.** ..... D6-04; D6-07

[52] **U.S. Cl.** ..... D6/88; D6/91; D6/123; D6/125; D6/233

[58] **Field of Search** ..... D6/88, 94, 114, 125, D6/232, 233, 242, 244, 91, 123, 86; D8/371, 373; D28/66, 68; D12/187, 188; 211/13, 60 R, 60 A, 60 SK, 60 T, 87, 88; 248/205 A, 300, 301, 309 R

[56] **References Cited**

**U.S. PATENT DOCUMENTS**

D. 179,714 2/1957 Wise ..... D6/88

D. 206,426 12/1966 Wise ..... D6/88  
D. 251,881 5/1979 Shirley ..... D6/233  
1,981,674 11/1934 Solomon ..... D6/88  
2,960,237 11/1960 McEnery ..... 211/87

**OTHER PUBLICATIONS**

Commercial Car Journal, 11/1960, p. 139, Replacement Mirror (third from left).

*Primary Examiner*—B. J. Bullock


*Attorney, Agent, or Firm*—Pigott, Gerstman & Ellis

[57] **CLAIM**

The ornamental design for a combined mirror and holder for razors, as shown and described.

**DESCRIPTION**

FIG. 1 is a perspective view of a combined mirror and holder for razors in accordance with my new design; FIG. 2 is a side elevational view thereof; FIG. 3 is a top plan view thereof; and FIG. 4 is a front elevational view thereof. The rear is planar and unornamented.



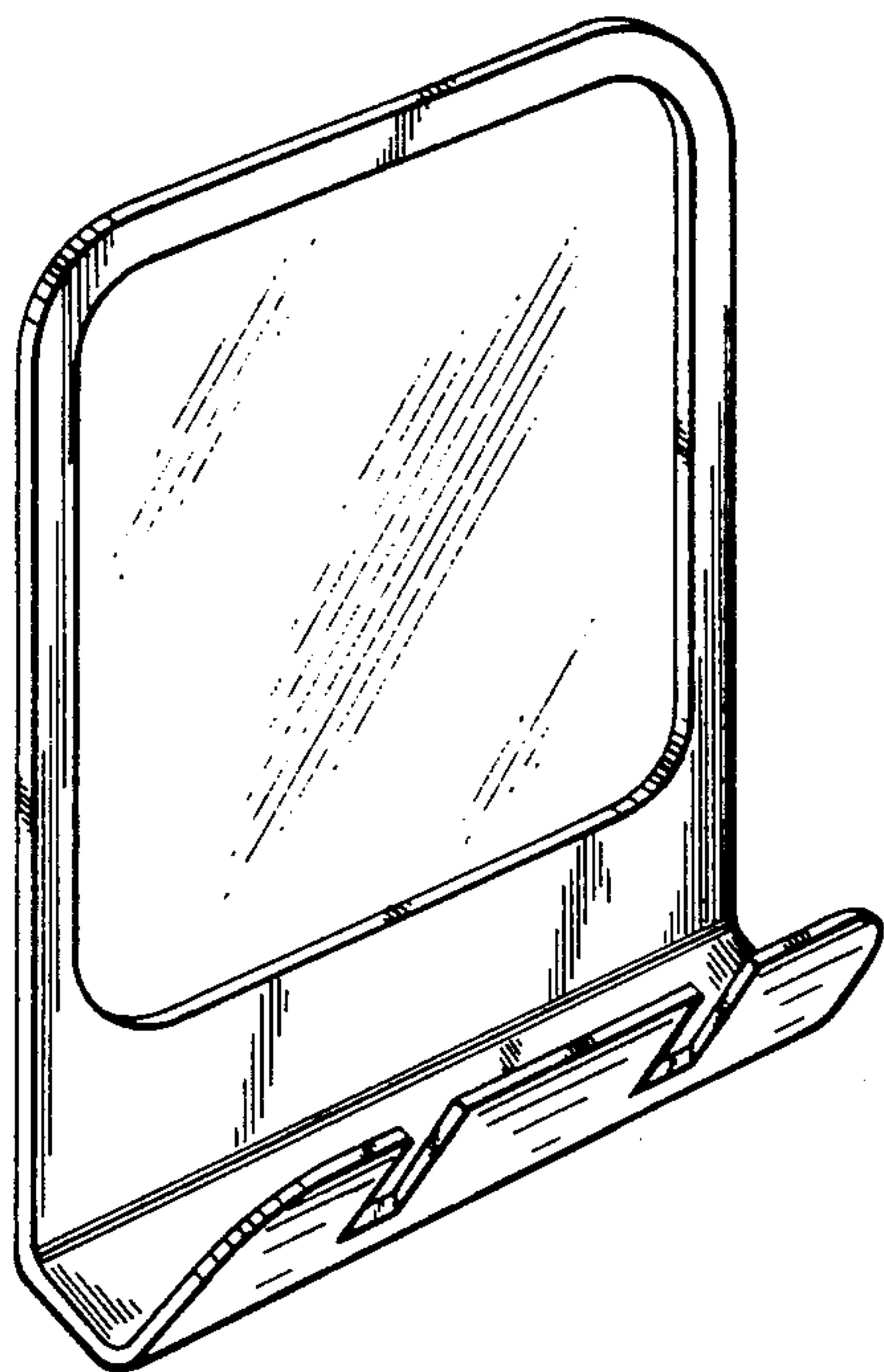


FIG. 1




FIG. 3

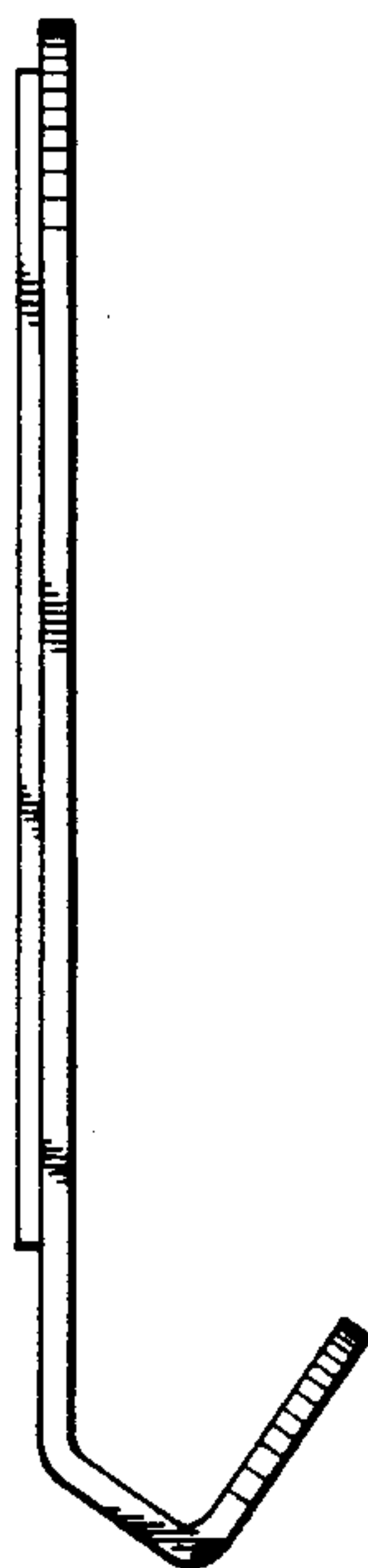


FIG. 2

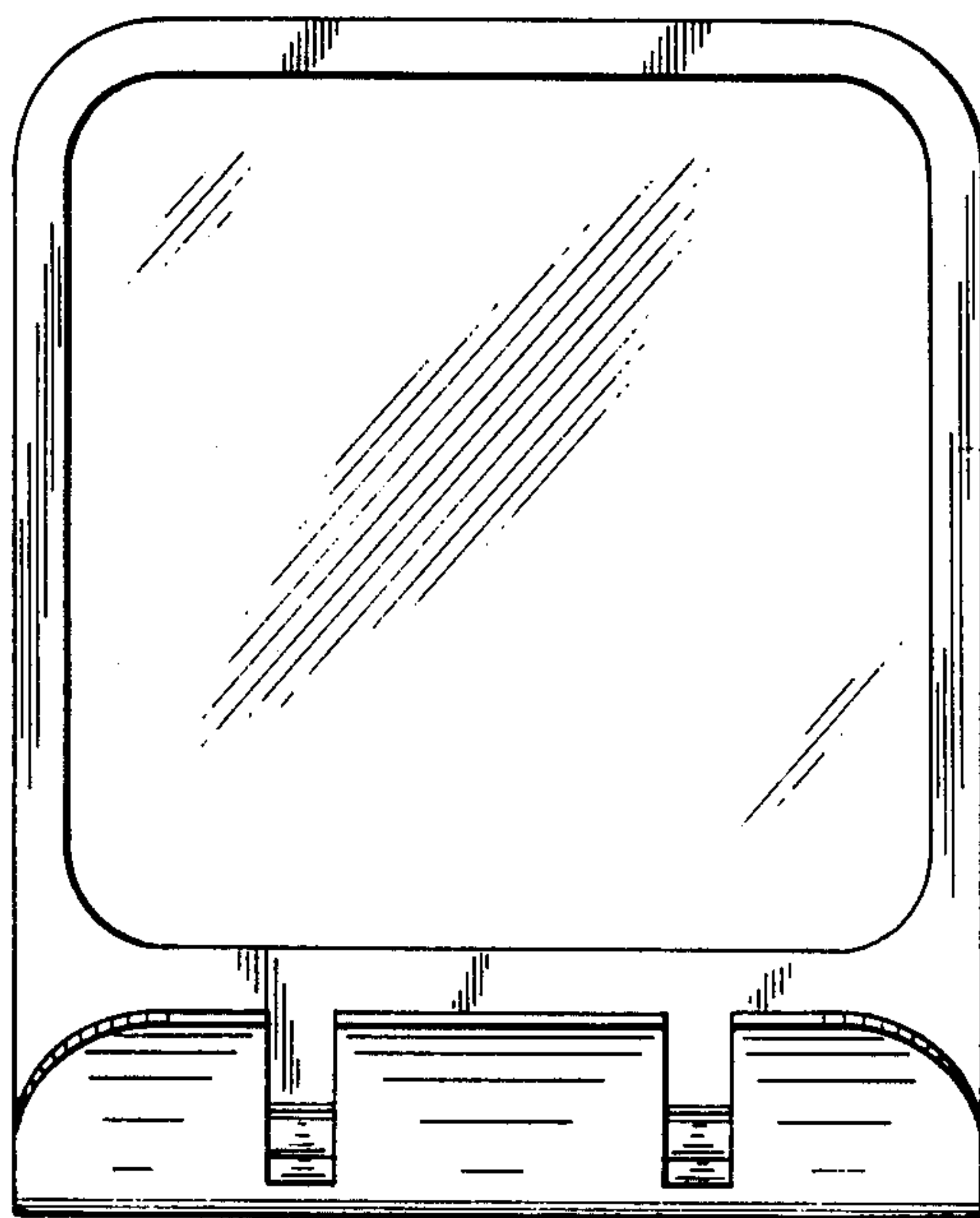


FIG. 4