

[54] **COMBINED MIRROR AND RAZOR AND SHAVING CREAM HOLDER**

[76] Inventor: **Richard Edstrom**, 239 E. 58th St., New York, N.Y. 10022

[**] Term: **14 Years**

[21] Appl. No.: **63,064**

[22] Filed: **Aug. 2, 1979**

[51] Int. Cl. D6-04; D6-07

[52] U.S. Cl. D6/88; D6/91; D6/114; D6/123; D6/125; D6/233

[58] **Field of Search** D6/88, 94, 114, 125, D6/232, 233, 242, 244, 123, 91; D8/371, 373; D28/66, 68; D12/187, 188; 211/13, 60 R, 60 A, 60 SK, 60 T, 87, 88; 248/205 A, 300, 301, 309
R

[56] **References Cited**

U.S. PATENT DOCUMENTS

- D. 179,714 2/1957 Wise D6/88
- D. 206,426 12/1966 Wise D6/88
- D. 251,881 5/1979 Shirley D6/233

- 1,981,674 11/1934 Solomon D6/88
- 2,118,465 5/1938 Grose 248/301
- 2,960,237 11/1960 McEnery 211/87

FOREIGN PATENT DOCUMENTS

- 1142180 2/1969 United Kingdom 248/300

OTHER PUBLICATIONS

Commercial Car Journal, 11/1960, p. 139, Replacement Mirror, (third from left).

Primary Examiner—B. J. Bullock

Attorney, Agent, or Firm—Pigott, Gerstman & Ellis Ltd.

[57] **CLAIM**

The ornamental design for a combined mirror and razor and shaving cream holder, as shown and described.

DESCRIPTION

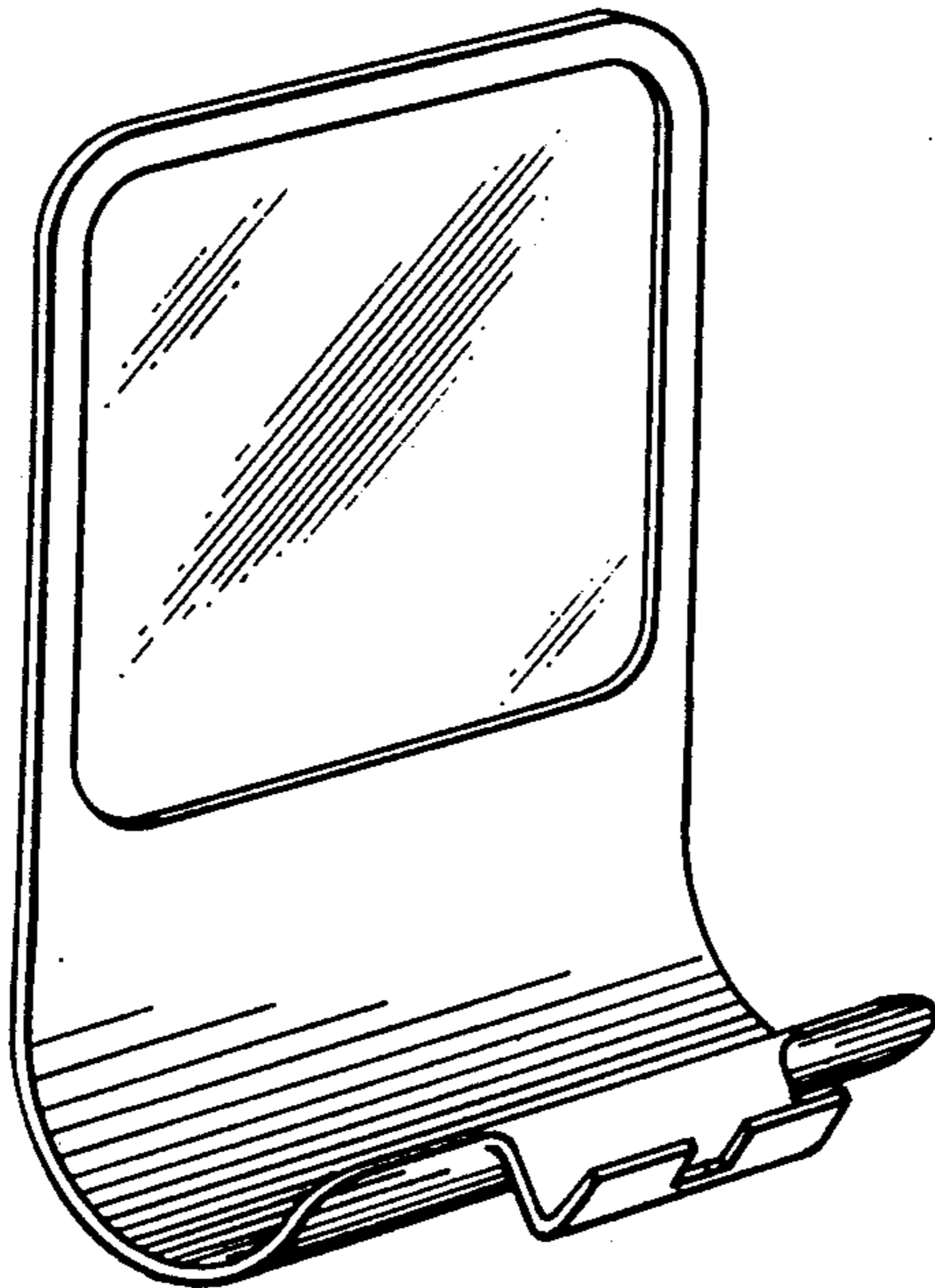
FIG. 1 is a perspective view of a combined mirror and razor and shaving cream holder in accordance with my new design;

FIG. 2 is a side elevational view thereof;

FIG. 3 is a top plan view thereof; and

FIG. 4 is a front elevational view thereof.

The rear is planar and unornamented.






FIG. 1

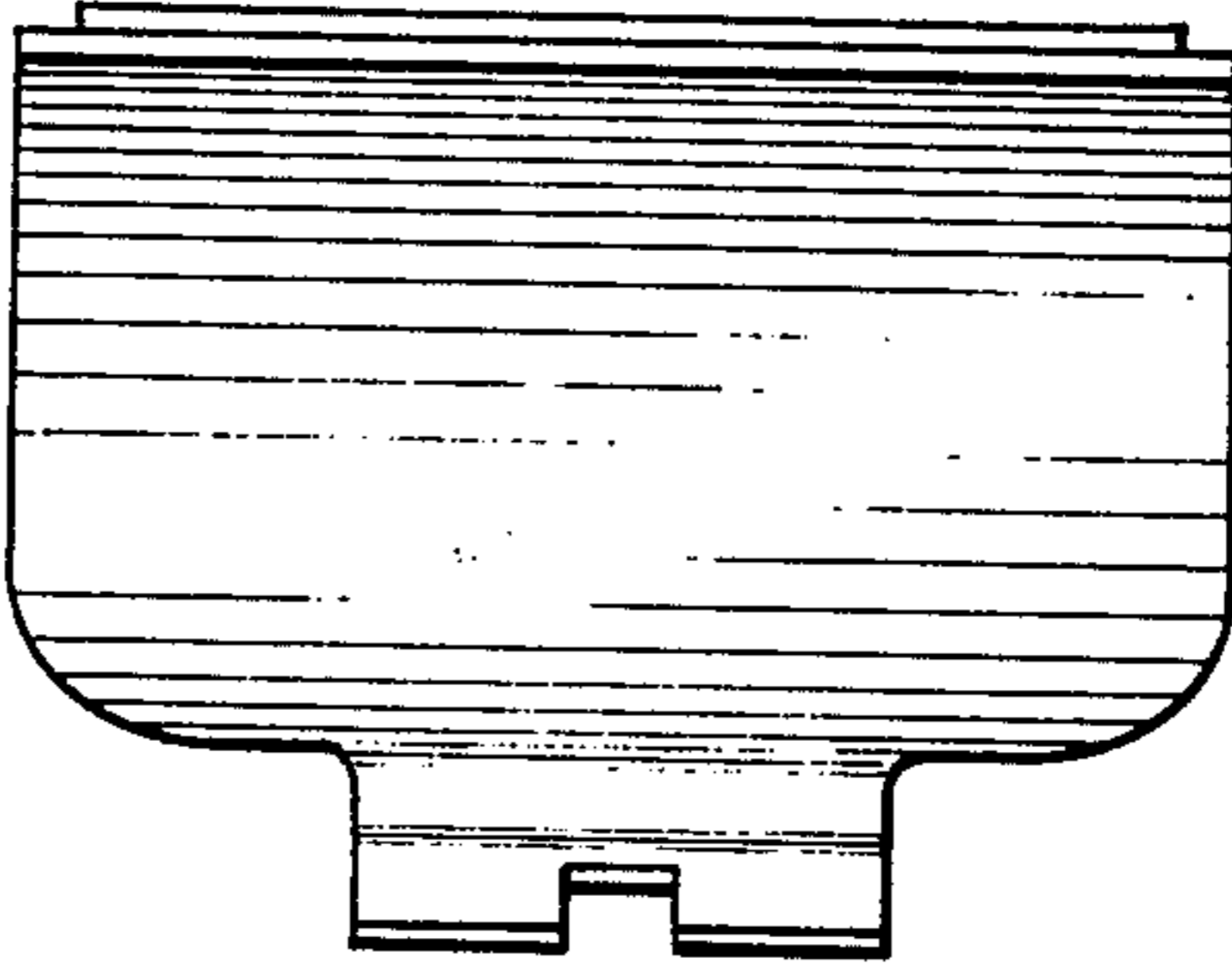


FIG. 3




FIG. 2

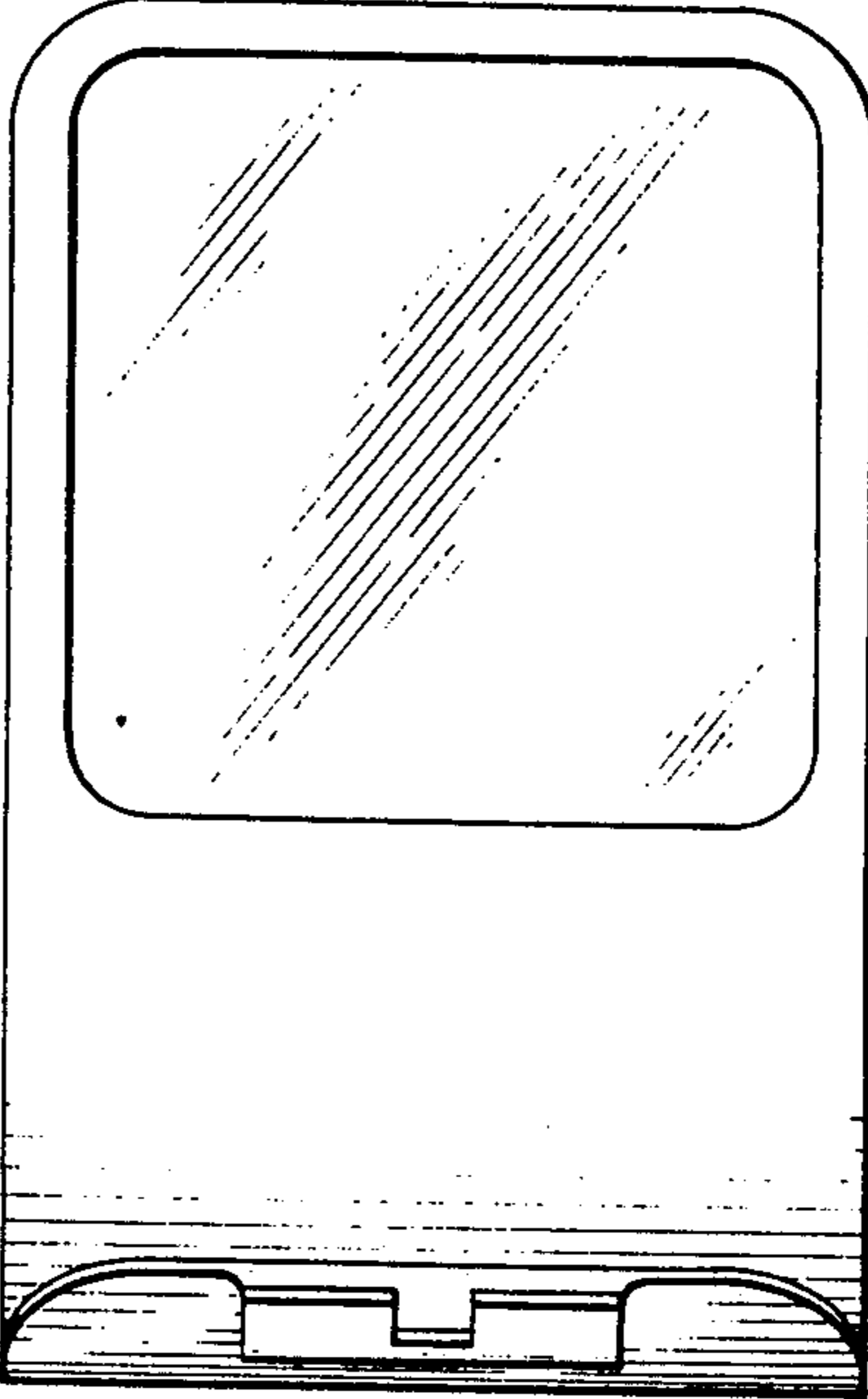


FIG. 4