

[54] LIQUID FUEL DISPENSING PUMP

[75] Inventor: Roy F. Gray, Wokingham, England

[73] Assignee: Dresser Industries, Inc., Dallas, Tex.

[**] Term: 14 Years

[21] Appl. No.: 943,546

[22] Filed: Sep. 18, 1978

[30] Foreign Application Priority Data

Mar. 23, 1978 [GB] United Kingdom 983883/78

[51] Int. Cl. D15-02

[52] U.S. Cl. D15/9.2

[58] Field of Search D15/9.1, 9.2, 9.3;
222/14, 23, 26-28, 32-36, 74-76, 173-174,
176, 183-184, 523, 538; 194/3, 13

[56] References Cited

U.S. PATENT DOCUMENTS

D. 190,923 7/1961 Bowden D15/9.2
D. 199,690 12/1964 Mankin D15/9.2

D. 232,969 9/1974 Breger D15/9.1
D. 237,821 11/1975 Gray D15/9.2
D. 237,822 11/1975 Gray D15/9.2
D. 237,823 11/1975 Gray D15/9.2
D. 237,825 11/1975 Gray D15/9.1
D. 238,895 2/1976 Albright D15/9.2
D. 247,134 1/1978 Geisler D15/9.1

OTHER PUBLICATIONS

National Petroleum News, 7/62, p. 155, Dual Gas Pump at right.

Primary Examiner—Nelson C. Holtje
Attorney, Agent, or Firm—John N. Hazelwood

[57] CLAIM

The ornamental design for liquid fuel dispensing pump, substantially as shown.

DESCRIPTION

FIG. 1 is a right side elevational view of a liquid fuel dispensing pump showing my new design, the left side being a mirror image thereto;

FIG. 2 is a front elevational view thereof;

FIG. 3 is a rear elevational view thereof.

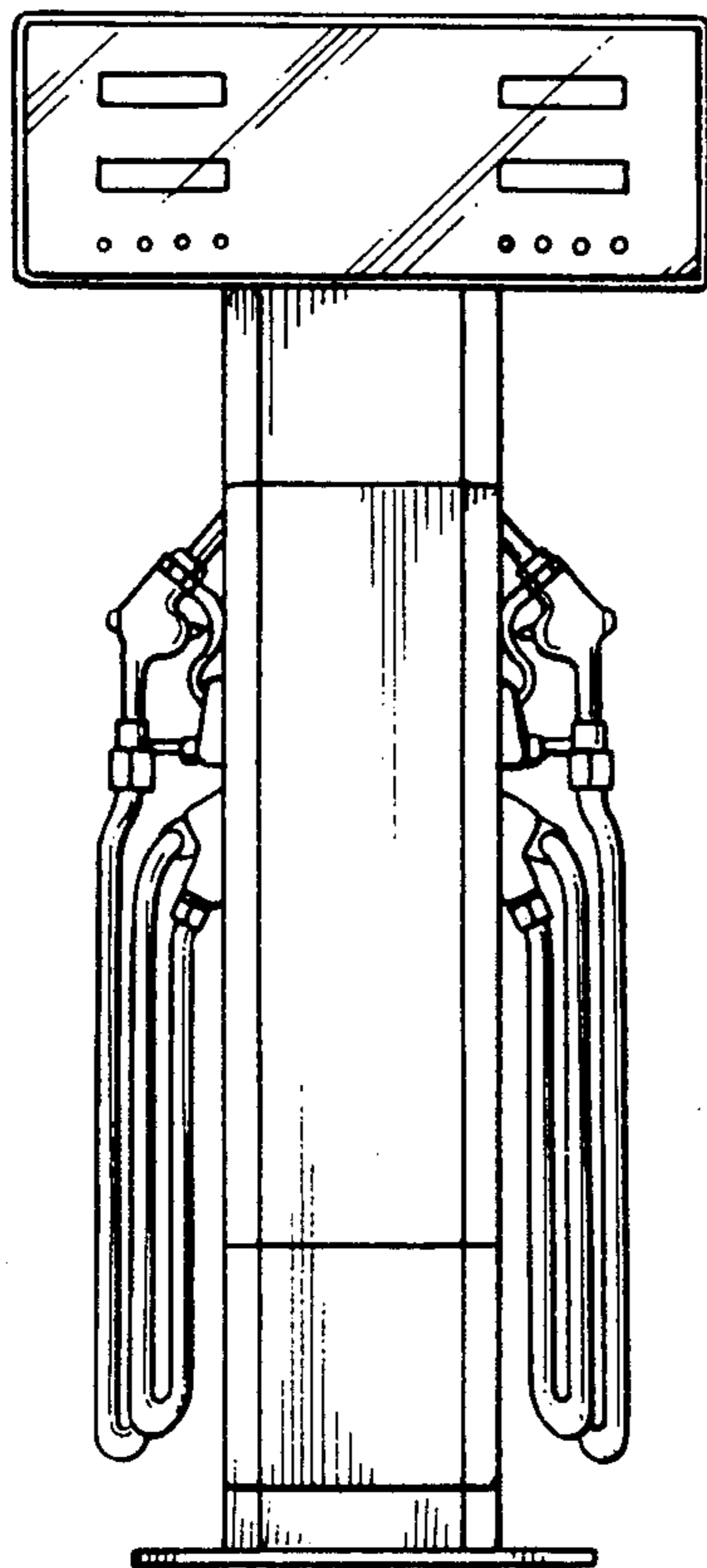


FIG. 1




FIG. 2

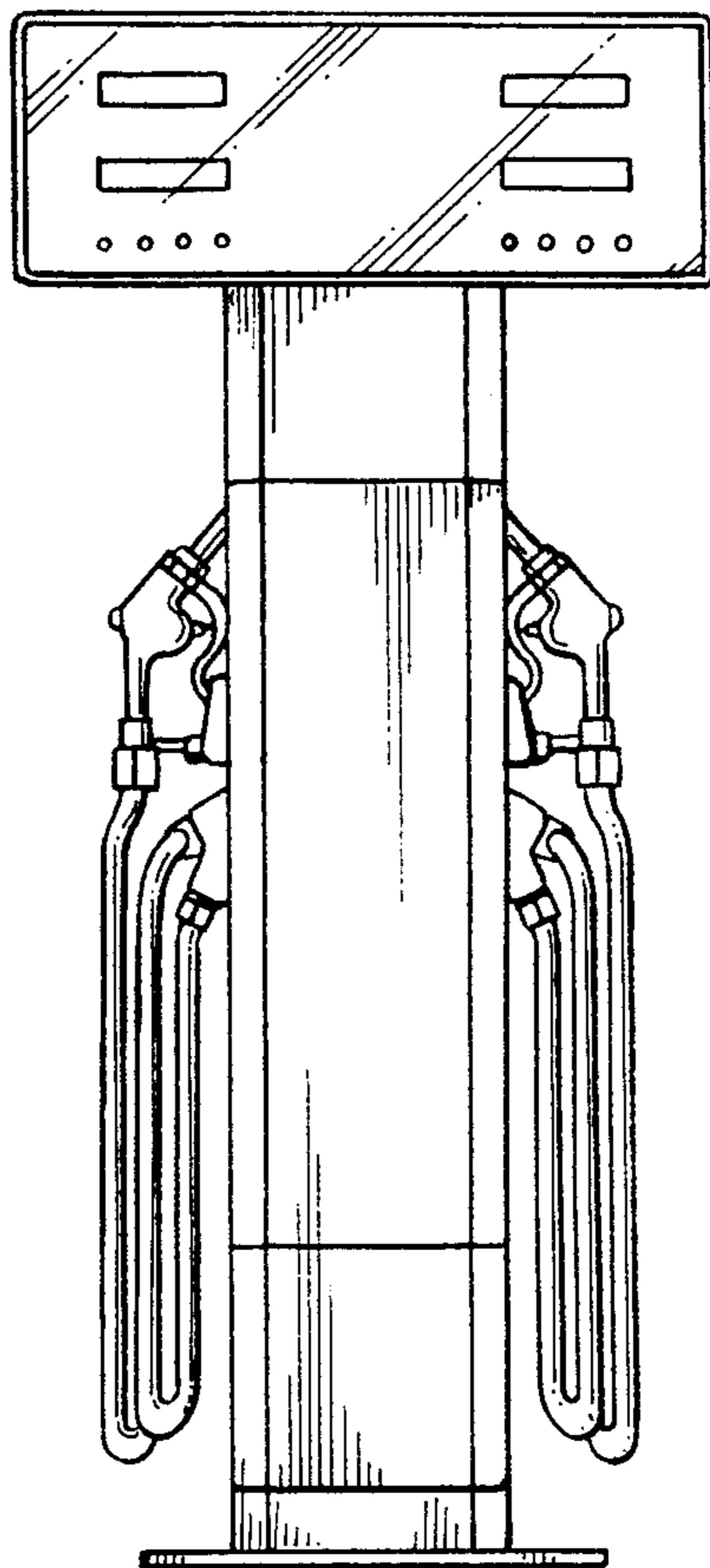


FIG. 3

