

[54] LIQUID FUEL DISPENSING PUMP

[75] Inventor: Roy F. Gray, Wokingham, England

[73] Assignee: Dresser Industries, Inc., Dallas, Tex.

[**] Term: 14 Years

[21] Appl. No.: 943,548

[22] Filed: Sep. 18, 1978

[30] Foreign Application Priority Data

Mar. 23, 1978 [GB] United Kingdom 983885/78

[51] Int. Cl. D15-02

[52] U.S. Cl. D15/9.1

[58] Field of Search D15/9.1, 9.2, 9.3;
222/14, 23, 26-28, 32-36, 74-76, 173-174, 176,
183-184, 523, 538; 194/3, 13

[56] References Cited

U.S. PATENT DOCUMENTS

D. 199,690 12/1964 Mankin D15/9.2

D. 232,967	9/1974	Kennedy	D15/9.2
D. 232,969	9/1974	Breger	D15/9.1
D. 237,821	11/1975	Gray	D15/9.2
D. 237,822	11/1975	Gray	D15/9.2
D. 237,823	11/1975	Gray	D15/9.2
D. 237,825	11/1975	Gray	D15/9.1
D. 247,134	1/1978	Geisler	D15/9.1

OTHER PUBLICATIONS

National Petroleum News, 7/62, p. 155, Pump at right.

Primary Examiner—Nelson C. Holtje

Attorney, Agent, or Firm—John N. Hazelwood

[57] CLAIM

The ornamental design for liquid fuel dispensing pump, substantially as shown.

DESCRIPTION

FIG. 1 is a left side elevational view of a liquid fuel dispensing pump showing my new design, FIG. 2 is a front elevational view thereof; FIG. 3 is a right side elevational view thereof; FIG. 4 is a rear elevational view thereof.

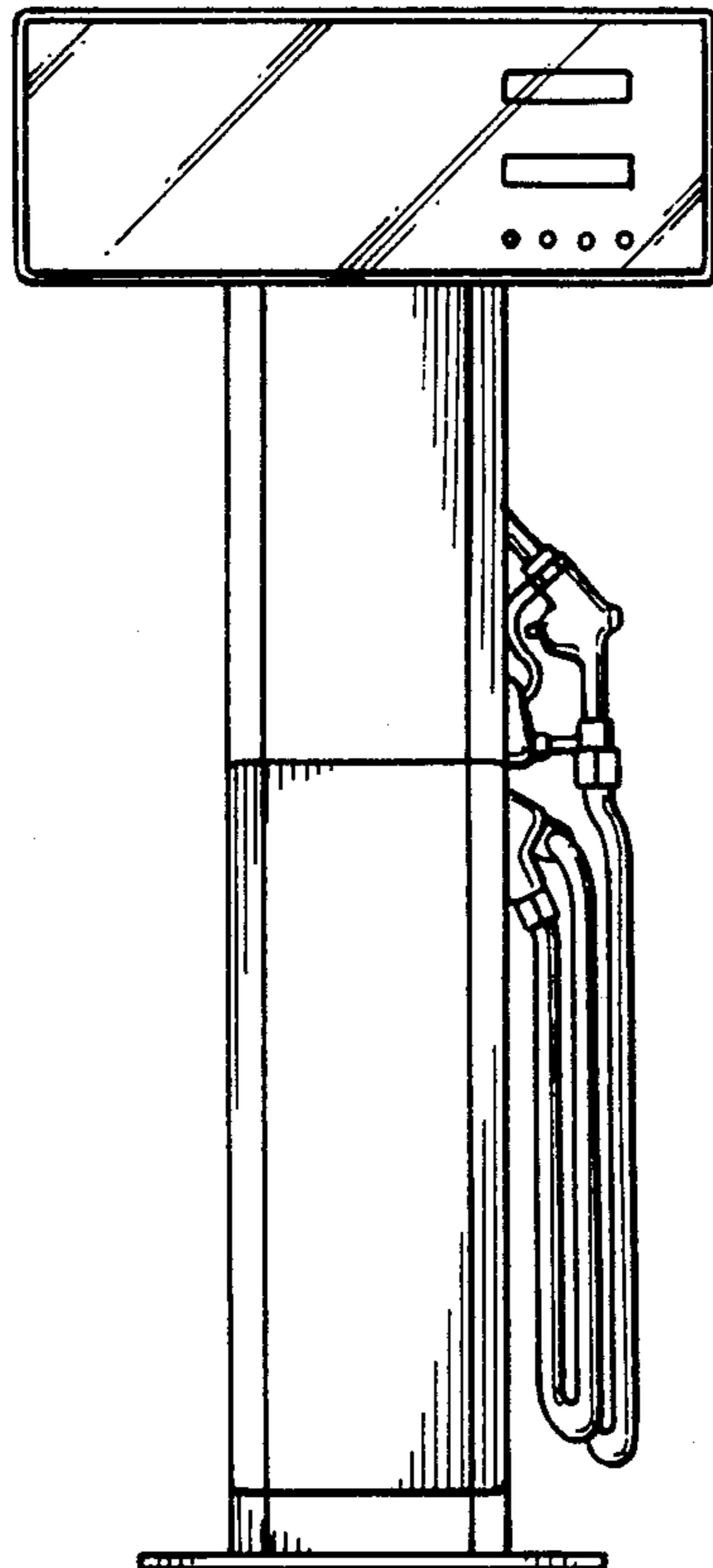


FIG. 1

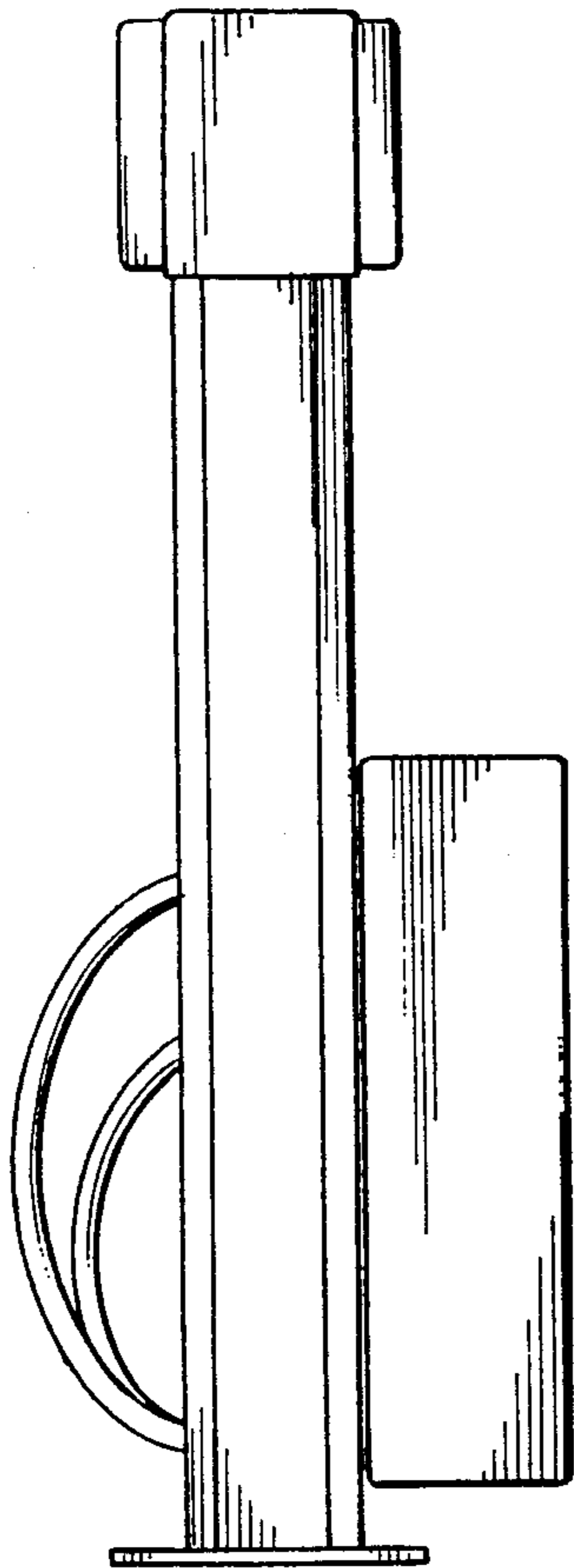


FIG. 2

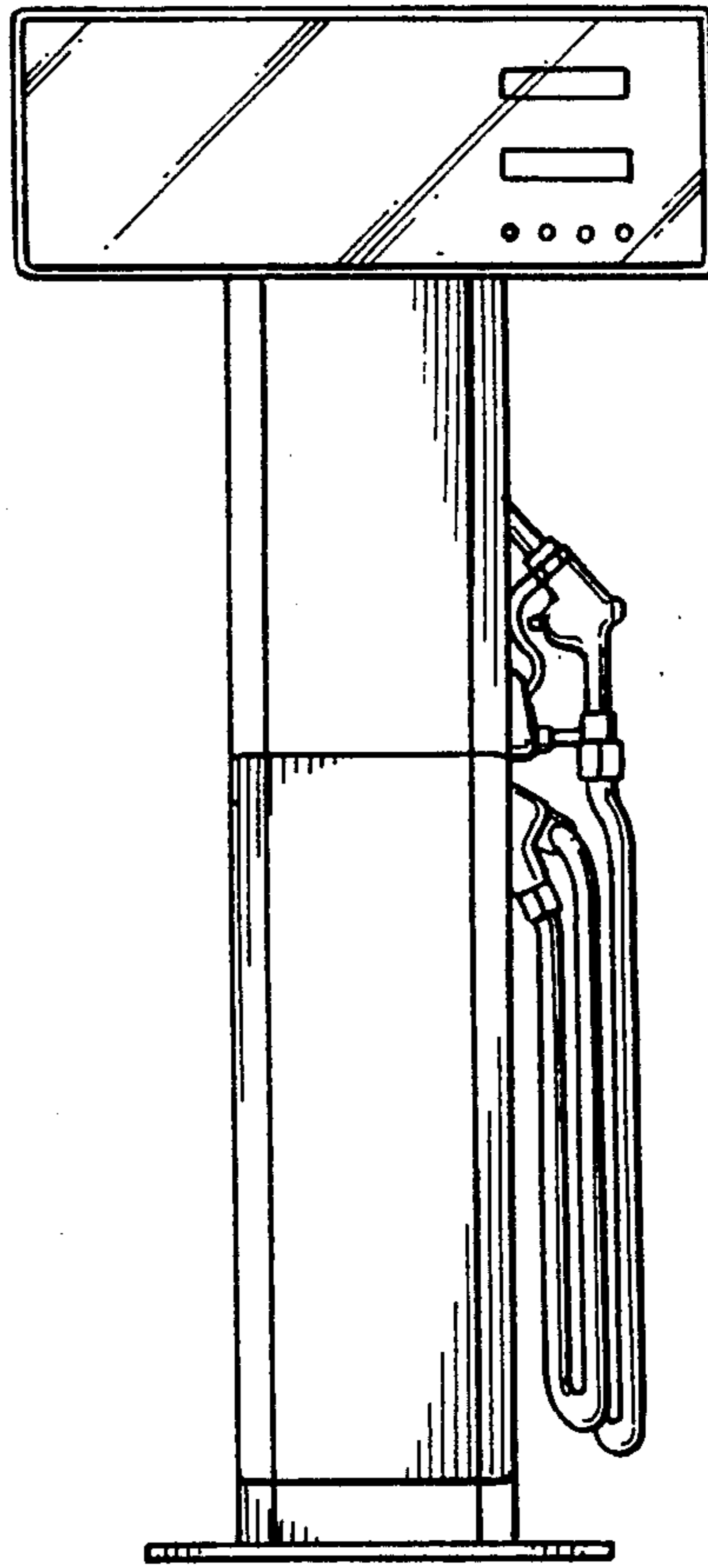


FIG. 3

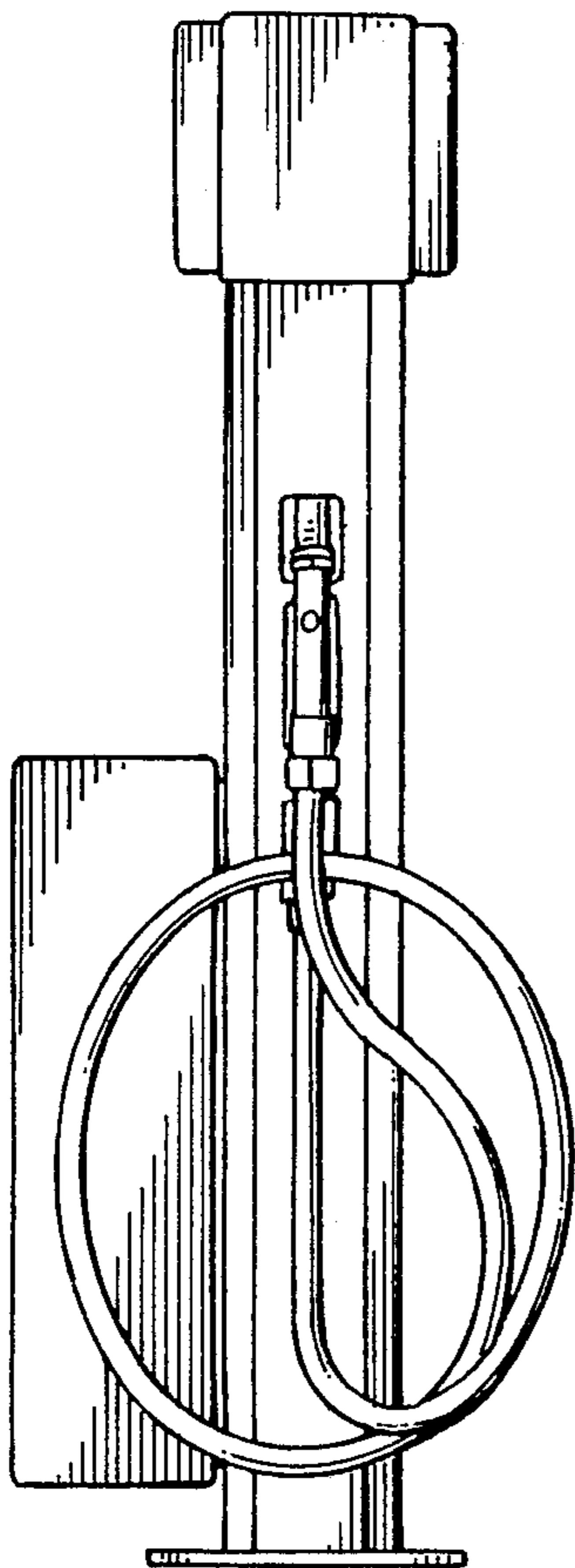


FIG. 4

