

[54] **COMBINED TELEVISION RECEIVER AND VIDEO TAPE RECORDER**

[75] Inventors: **Yoji Ishida**, 13-23 Nishitomigaoka 6-chome, Nara-shi; **Minoru Hashimoto**, 9-12, Namiki-cho, Ibaragi-shi, Osaka; **Yoshiyuki Nomura**, 13-1, Matsuoka-cho, Hirakata-shi, Osaka; **Yoshiaki Inoue**, 5-103, Toda-cho, Moriguchi-shi, Osaka, all of Japan

[73] Assignee: **Matsushita Electric Industrial Co., Ltd.**, Kadoma, Japan

[**] Term: **14 Years**

[21] Appl. No.: **19,101**

[22] Filed: **Mar. 2, 1979**

[30] **Foreign Application Priority Data**

Sep. 12, 1978 [JP] Japan 53-39024

[51] Int. Cl. **D14-03; D14-01**

[52] U.S. Cl. **D14/79; D14/80**

[58] Field of Search D14/1, 5, 20, 21, 77, D14/79-84, 99

[56] **References Cited**

U.S. PATENT DOCUMENTS

D. 223,429 4/1972 Shimano D14/77
D. 226,536 3/1973 Katayama D14/80
D. 252,395 7/1979 Ohya D14/80

OTHER PUBLICATIONS

Retailing Home Furnishings, 6/5-6/77, Section 2, p. 7, Model #CT-997 by Hitachi.

Primary Examiner—Jane E. Corrigan
Attorney, Agent, or Firm—Haseltine and Lake

[57] **CLAIM**

The ornamental design for a combined television receiver and video tape recorder, as shown.

DESCRIPTION

FIG. 1 is a front, top and right side perspective view of a combined television receiver and video tape recorder showing our new design,

FIG. 2 is a rear, bottom and left side perspective view thereof, and

FIG. 3 is a right side elevational view thereof.




FIG. 1




FIG. 2




FIG. 3

