

[54] TELEPHONE SUBSCRIBER'S INSTRUMENT

[76] Inventor: John P. Stoddard, 322 Kentish Town Rd., London NW5, England

[\*\*] Term: 14 Years

[21] Appl. No.: 909,324

[22] Filed: May 24, 1978

[30] Foreign Application Priority Data

Nov. 24, 1977 [SE] Sweden ..... 7700243

[51] Int. Cl. .... D14-03

[52] U.S. Cl. .... D14/53; D14/58; D14/60

[58] Field of Search ..... D14/53, 60, 58, 57; 179/178, 179, 100 R, 100 D, 100 L, 99 R, 90 K

[56] References Cited

U.S. PATENT DOCUMENTS

|            |         |                       |          |
|------------|---------|-----------------------|----------|
| D. 233,611 | 11/1974 | Kramer et al. ....    | D14/55   |
| D. 245,500 | 8/1977  | Fukushima et al. .... | D14/53   |
| D. 250,955 | 1/1979  | Yoshikawa ....        | D14/53   |
| D. 252,752 | 8/1979  | Hisao et al. ....     | D14/53   |
| 4,012,601  | 3/1977  | Kehren ....           | 179/90 K |

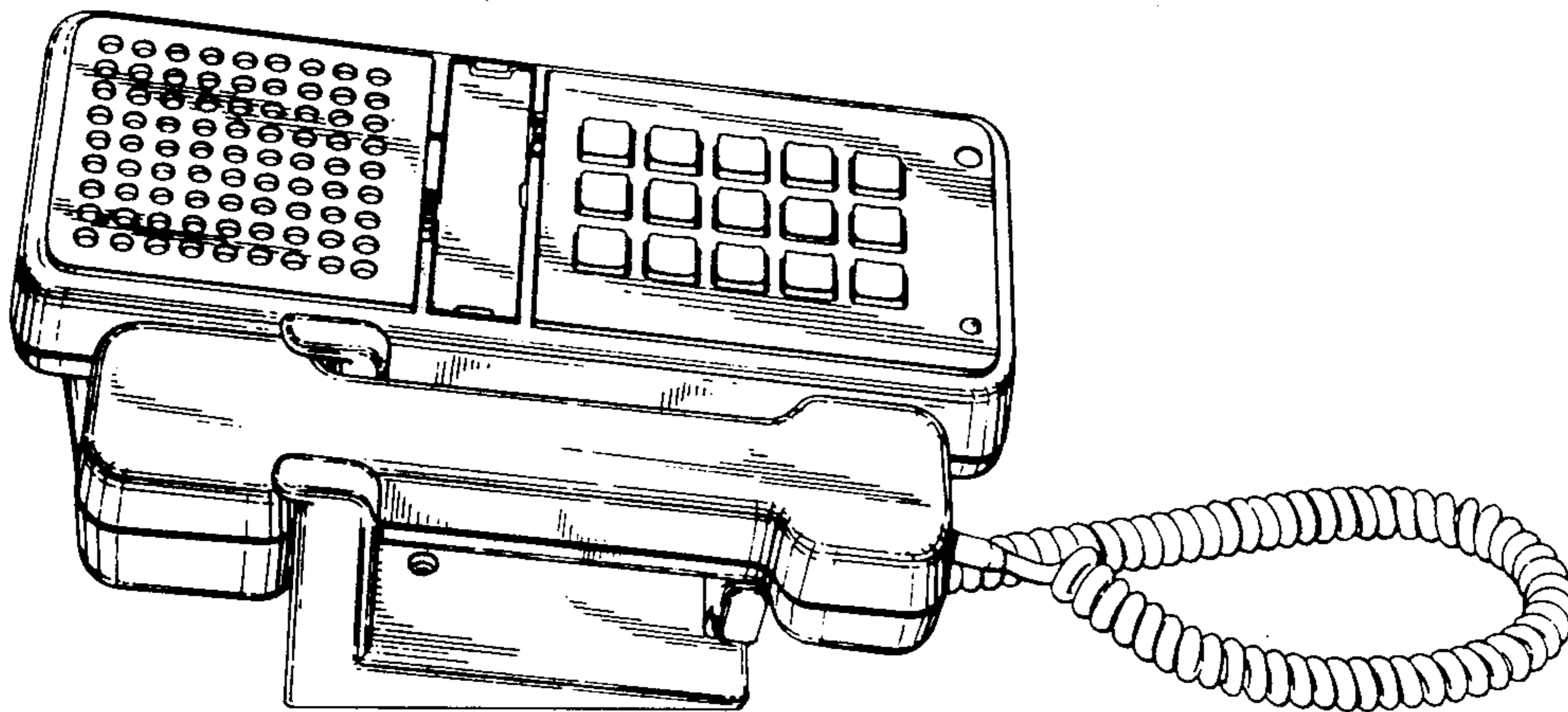
Primary Examiner—Bernard Ansher  
Attorney, Agent, or Firm—C. Cornell Remsen, Jr.

[57] CLAIM

The ornamental design for a telephone subscriber's instrument, substantially as shown and described.

DESCRIPTION

FIG. 1 is a top perspective view of a telephone subscriber's instrument, showing my new design; FIG. 2 is a side elevation thereof; FIG. 3 is a front elevation thereof; and FIG. 4 is a rear elevation thereof.






Fig. 1.

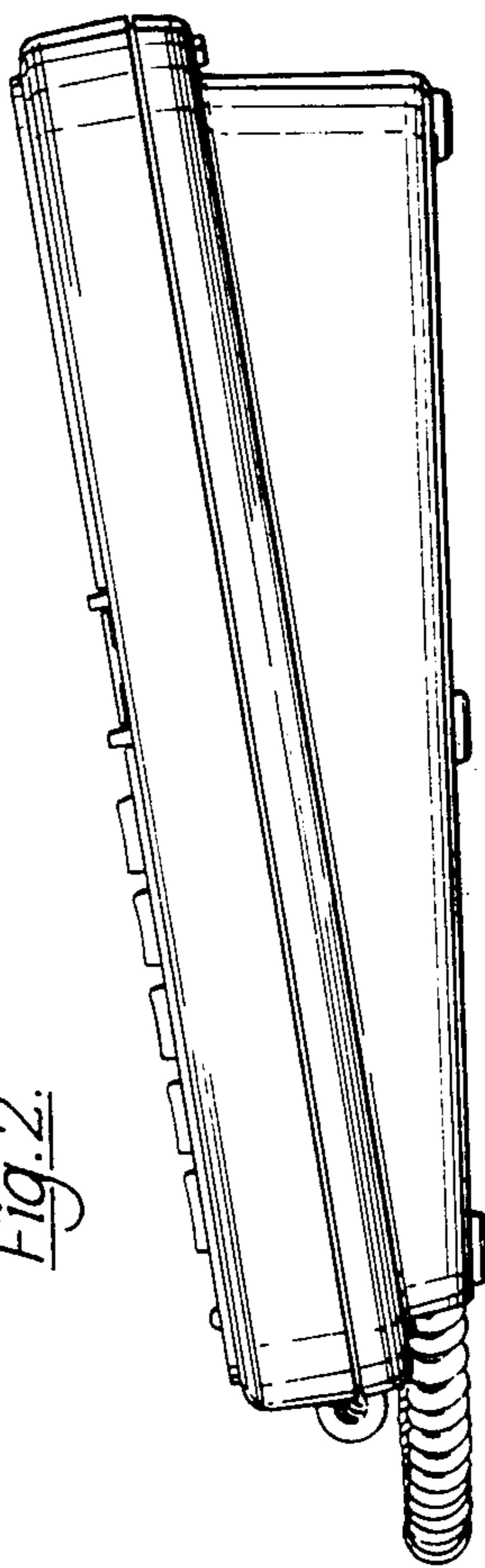
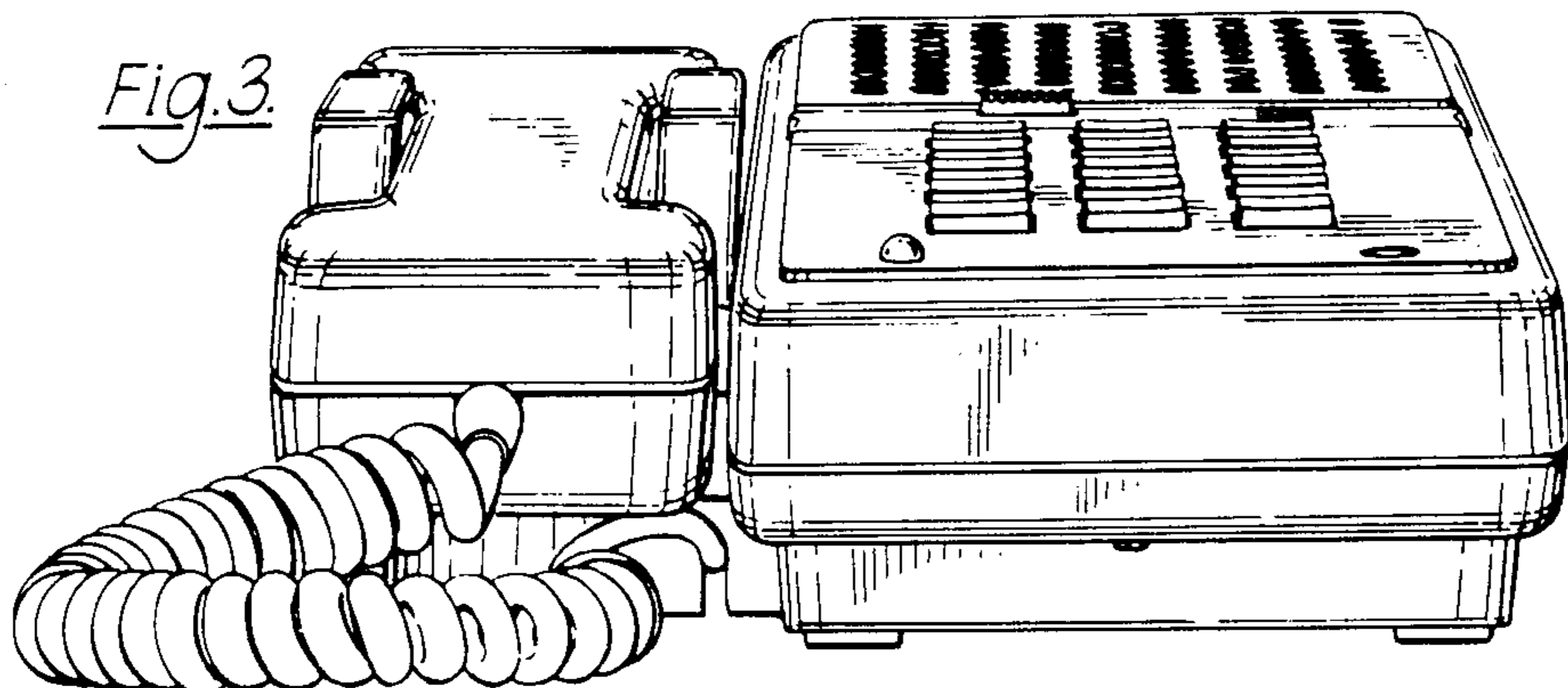


Fig. 2.



*Fig. 4.*

