

[54] **VESSEL FOR SUPPORTING LABORATORY TEST SAMPLES**

[75] Inventors: **James F. Curran**, Wallingford, Pa.;  
**John E. Trafton**, Woodbury, N.J.

[73] Assignee: **American Hospital Supply Corporation**

[\*\*] Term: **14 Years**

[21] Appl. No.: **798,678**

[22] Filed: **May 19, 1977**

**Related U.S. Application Data**

[63] Continuation of Ser. No. 595,731, Jul. 14, 1975, abandoned.

[51] Int. Cl. .... **D24-02**

[52] U.S. Cl. .... **D24/56; D9/341**

[58] Field of Search .... **D9/184-189, D9/242, 219, 222; D7/187, 76; 206/45.14, 45.31; 229/10, 27 R, 6 R, 30, 2.5, 15; D24/31, 32, 56, 29; 435/296-300**

[56] **References Cited**

**U.S. PATENT DOCUMENTS**

D. 234,088	1/1975	Granados .....	D24/32
D. 240,543	7/1976	Dragotta .....	D24/32 X
3,073,750	1/1963	Greenblatt .....	435/298
3,165,450	1/1965	Scheidt .....	435/298

*Primary Examiner*—Robert C. Spangler  
*Attorney, Agent, or Firm*—John B. Lungmus

[57] **CLAIM**

The ornamental design for a vessel for supporting laboratory test samples, substantially as shown and described.

**DESCRIPTION**

FIG. 1 is a side elevational view of a vessel for supporting laboratory test samples showing our new design, the opposite side being identical in appearance;  
FIG. 2 is an end elevational view, the opposite side being identical in appearance;  
FIG. 3 is a top plan view; and  
FIG. 4 is a bottom plan view thereof.  
The vessel is formed of transparent material.

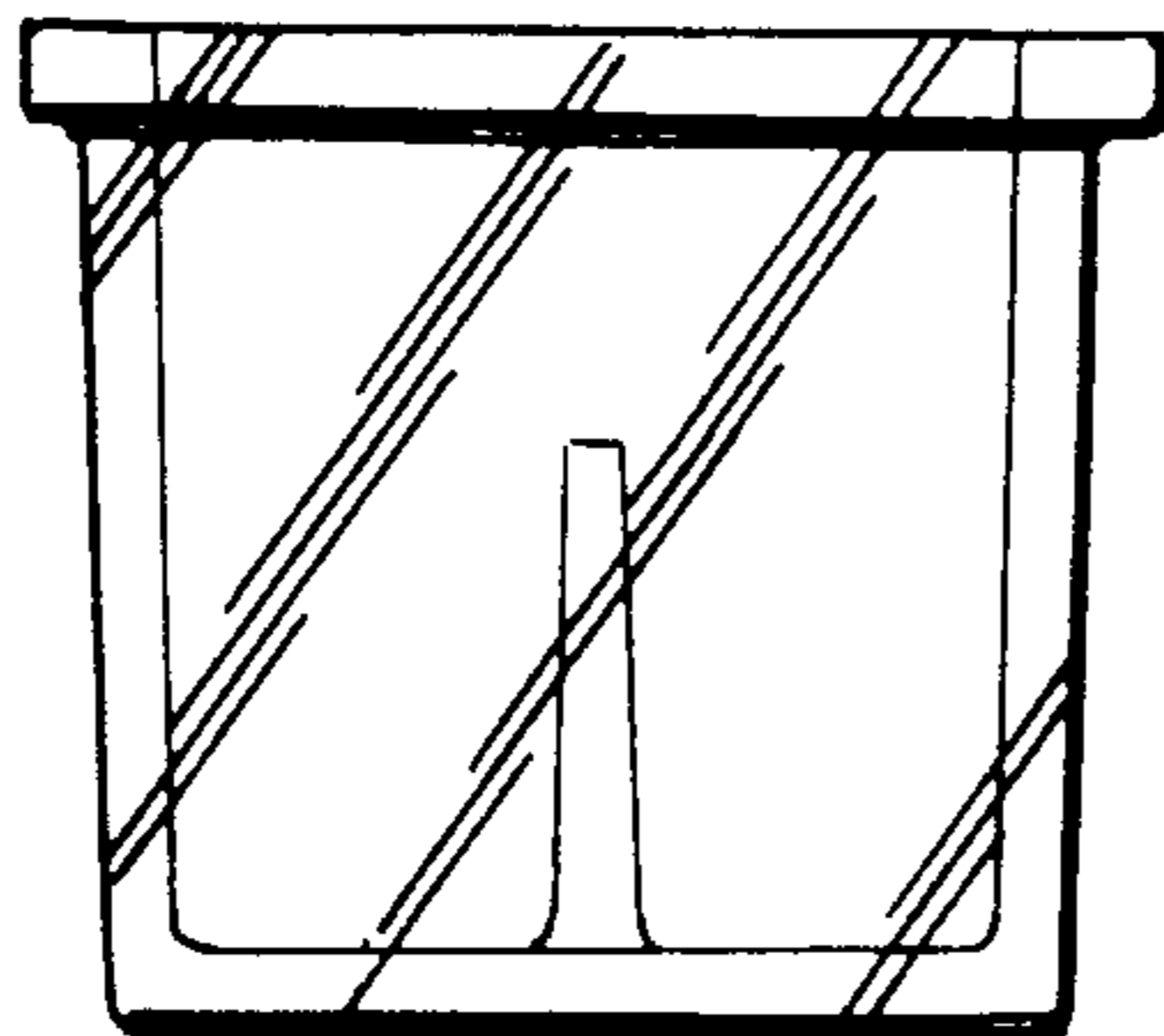


FIG. 3

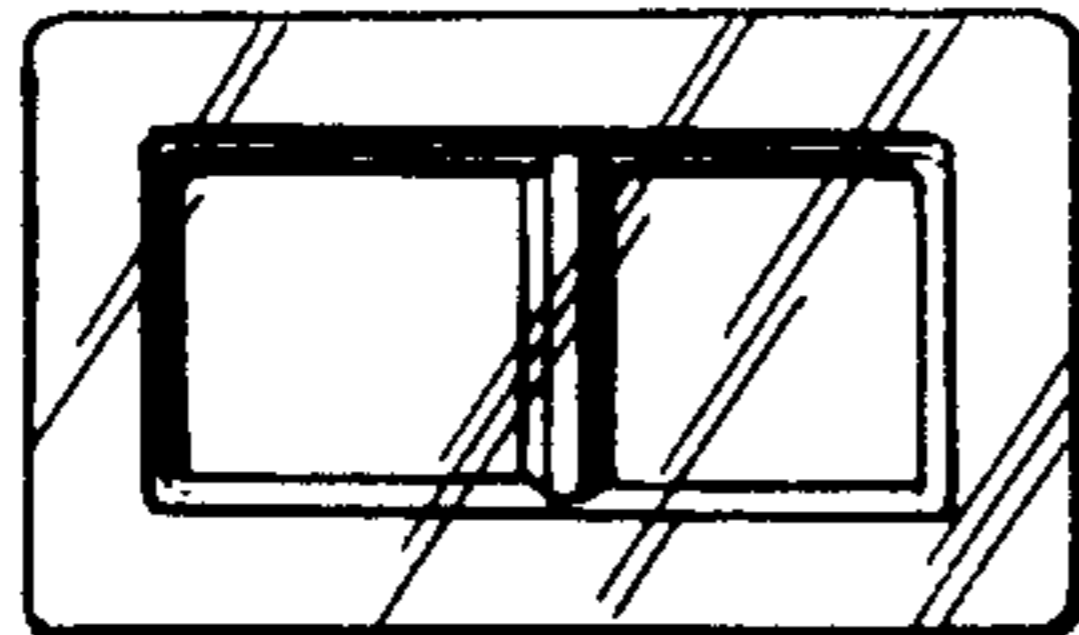


FIG. 1

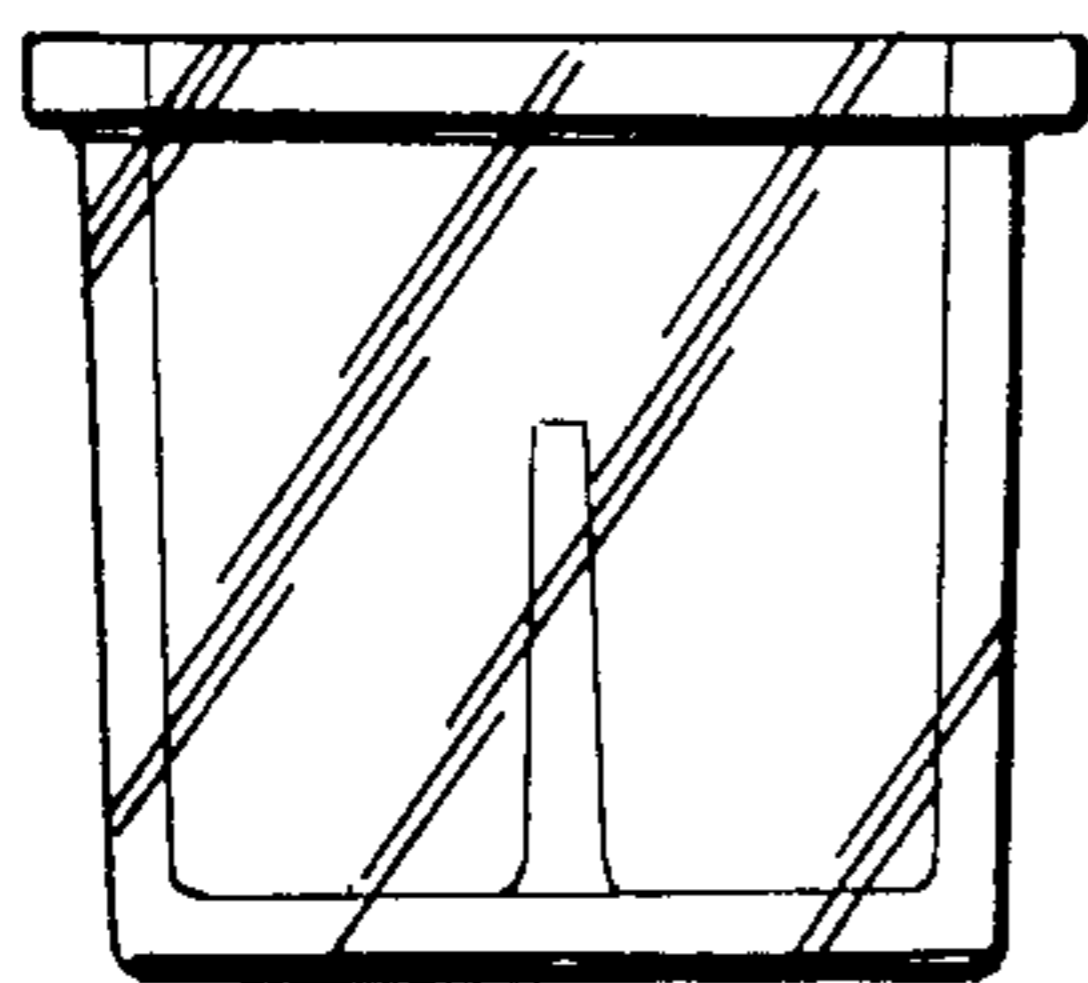


FIG. 2

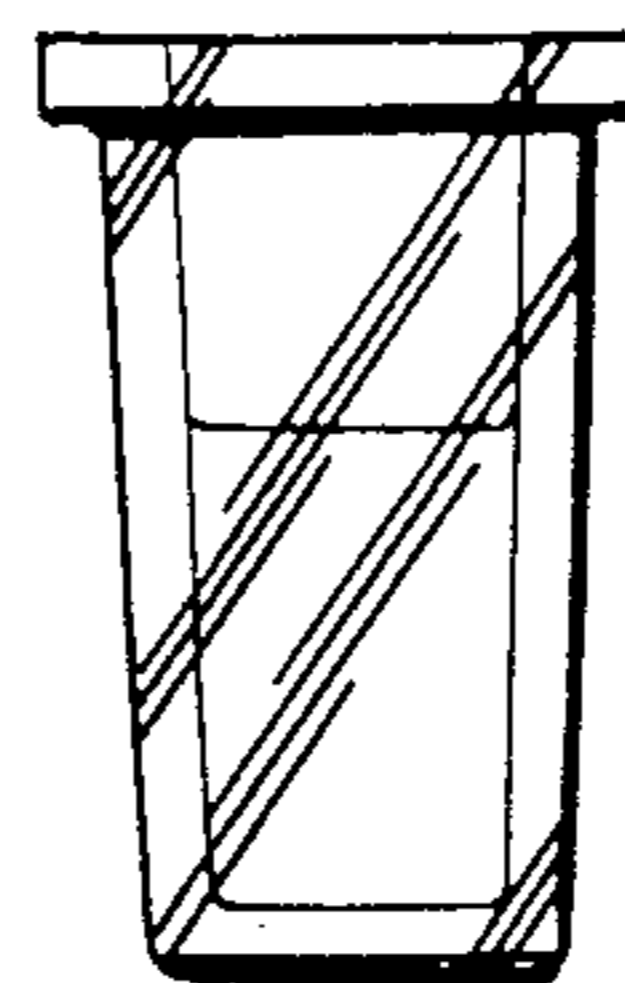


FIG. 4

