

[54] AIR-CARBON ARC CUTTING AND GOUGING TORCH

[75] Inventor: Stephen A. Hoffman, Lancaster, Ohio

[73] Assignee: Arcair Company

[**] Term: 14 Years

[21] Appl. No.: 877,149

[22] Filed: Feb. 13, 1978

[51] Int. Cl. D08-05

[52] U.S. Cl. D8/30; D8/98; D15/144

[58] Field of Search D8/30, 98; D15/144; 219/70, 138, 140, 141

[56] References Cited

U.S. PATENT DOCUMENTS

D. 230,560	3/1974	McCall	D8/98
D. 239,915	5/1976	Matthews	D15/144
2,472,177	6/1949	Taber	219/138
2,558,083	6/1951	Green	219/138
3,573,419	4/1971	Henderson	219/70

FOREIGN PATENT DOCUMENTS

588084 1/1978 U.S.S.R. 219/140

Primary Examiner—W. Stallard
Attorney, Agent, or Firm—James C. Simmons

[57] CLAIM

The ornamental design for the air-carbon arc cutting and gouging torch, as shown and described.

DESCRIPTION

FIG. 1 is an elevational view taken from the right side elevation of a new air-carbon arc cutting and gouging torch showing the new design.

FIG. 2 is a top plan view of the new air-carbon arc cutting and gouging torch.

FIG. 3 is an elevational view taken from the left side elevation of the air-carbon arc cutting and gouging torch.

FIG. 4 is a front end view of the air-carbon arc cutting and gouging torch.

FIG. 5 is a rear end view of the air-carbon arc cutting and gouging torch.



FIG. 1




FIG. 2




FIG. 3

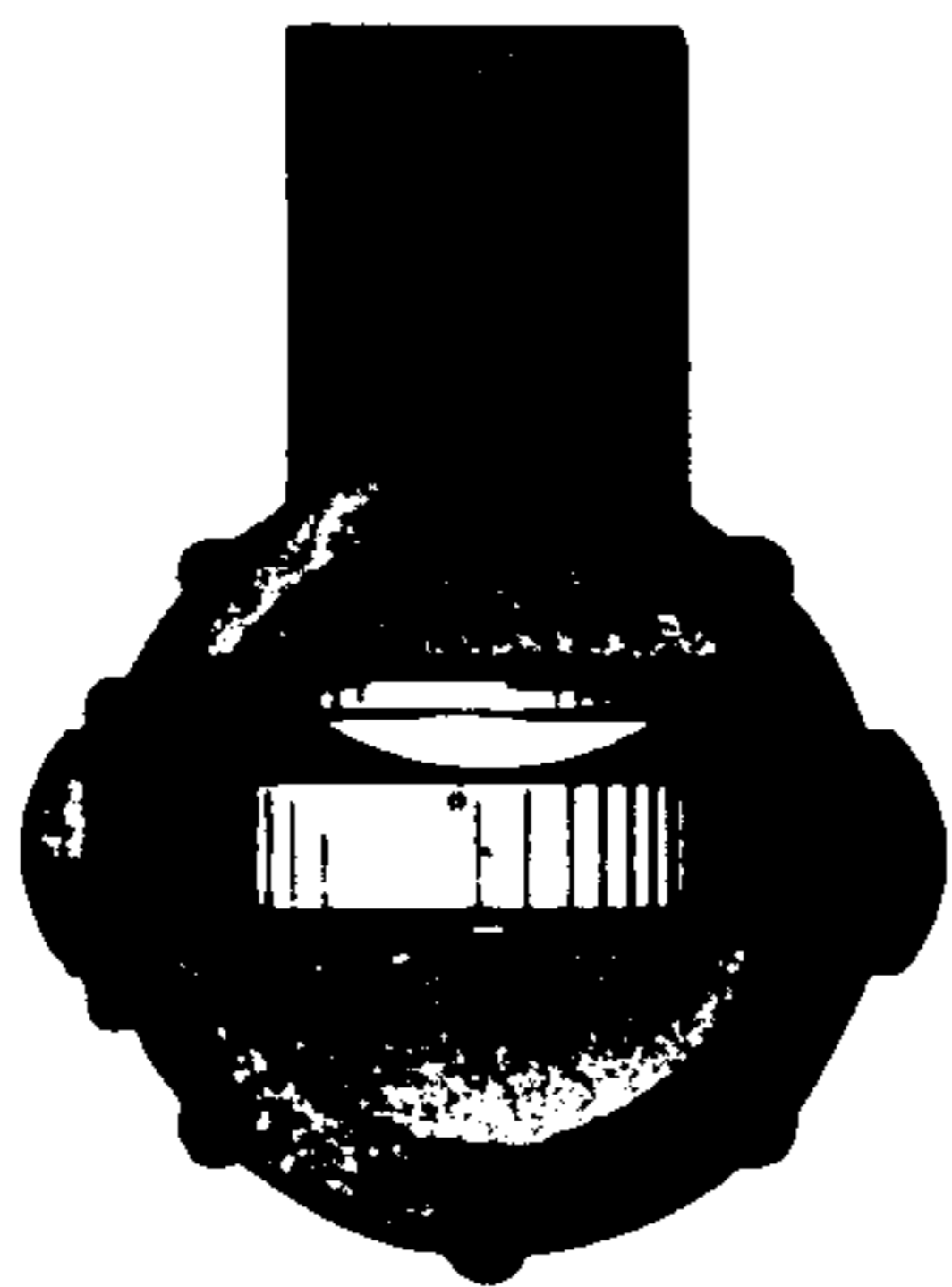



FIG. 4




FIG. 5