

[54] TELEPRINTER CABINET

[75] Inventors: Donald M. Genaro, Haworth, N.J.; Gordon Sylvester, Jamaica, N.Y.

[73] Assignee: Teletype Corporation, Skokie, Ill.

[**] Term: 14 Years

[21] Appl. No.: 908,411

[22] Filed: Jul. 3, 1978

[51] Int. Cl. D14-03; D6-04

[52] U.S. Cl. D14/93; D6/164; D14/42

[58] Field of Search D6/164, 181; D16/27; 178/23 R, 26 A; D14/93, 40, 42, 44

[56] References Cited

U.S. PATENT DOCUMENTS

D. 214,852	8/1969	Carlson	D14/93
D. 227,707	7/1973	Cargill	D14/93
D. 229,835	1/1974	Dahl	D14/93
D. 248,760	8/1978	Frick	D14/93

D. 249,429	9/1978	Robinson	D6/164
D. 250,950	1/1979	Knodt et al.	D14/42


Primary Examiner—Bernard Ansher
Attorney, Agent, or Firm—J. C. Albrecht

[57] CLAIM

The ornamental design for a teleprinter cabinet, substantially as shown and described.

DESCRIPTION

FIG. 1 is a view in perspective of the left side, front and top of a teleprinter cabinet showing our new design; FIG. 2 is a view in perspective of the right side, rear, and top thereof; FIG. 3 is a partial cross-sectional view taken along lines 3-3 of FIG. 2 showing a detail of the front and rear molding; and FIG. 4 is a partial cross-sectional view taken along lines 4-4 of FIG. 2 showing a detail of the side molding. The characteristic features of our design reside in the front and rear edging of the top and the edge treatment of the pedestals.






FIG. 1

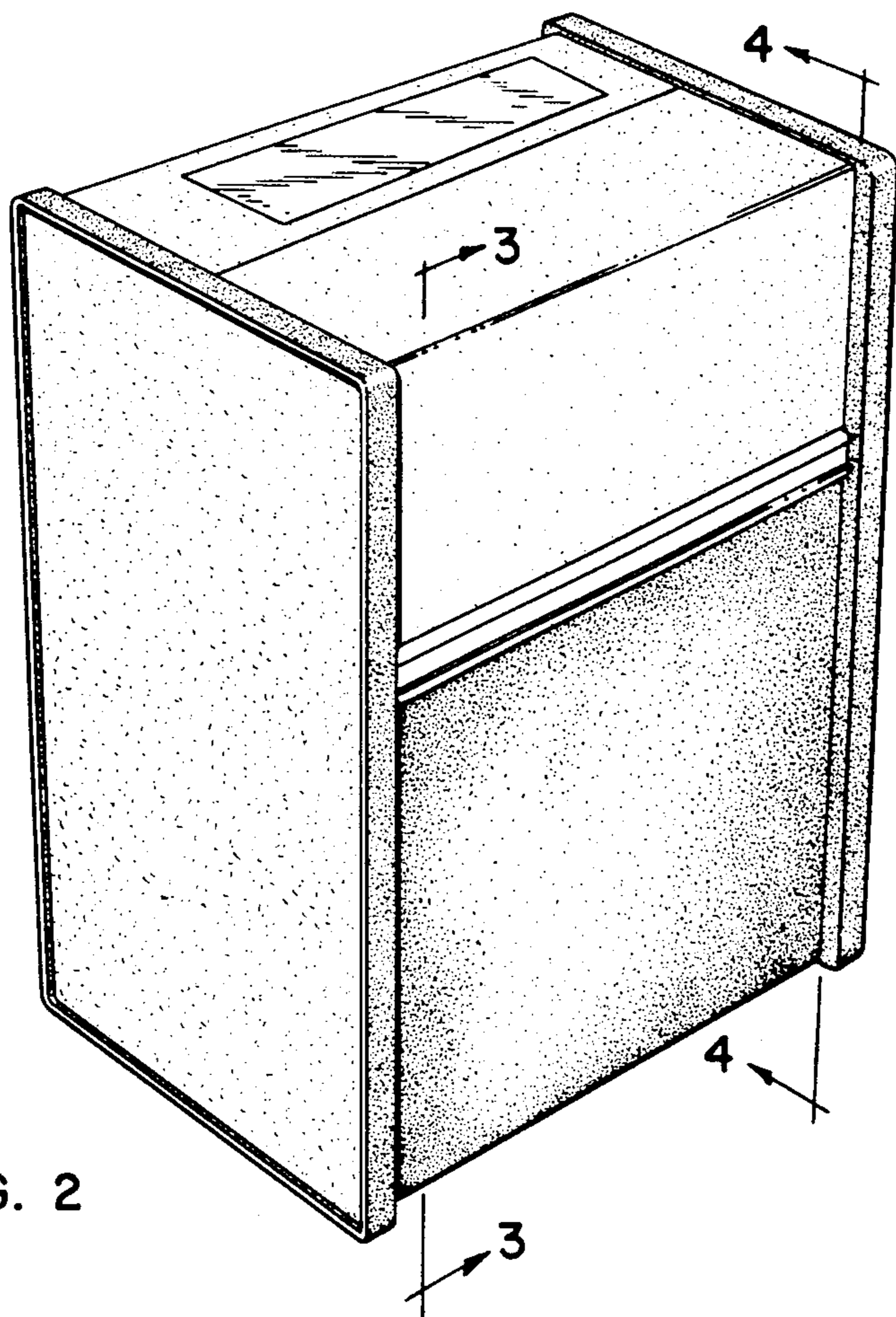


FIG. 2

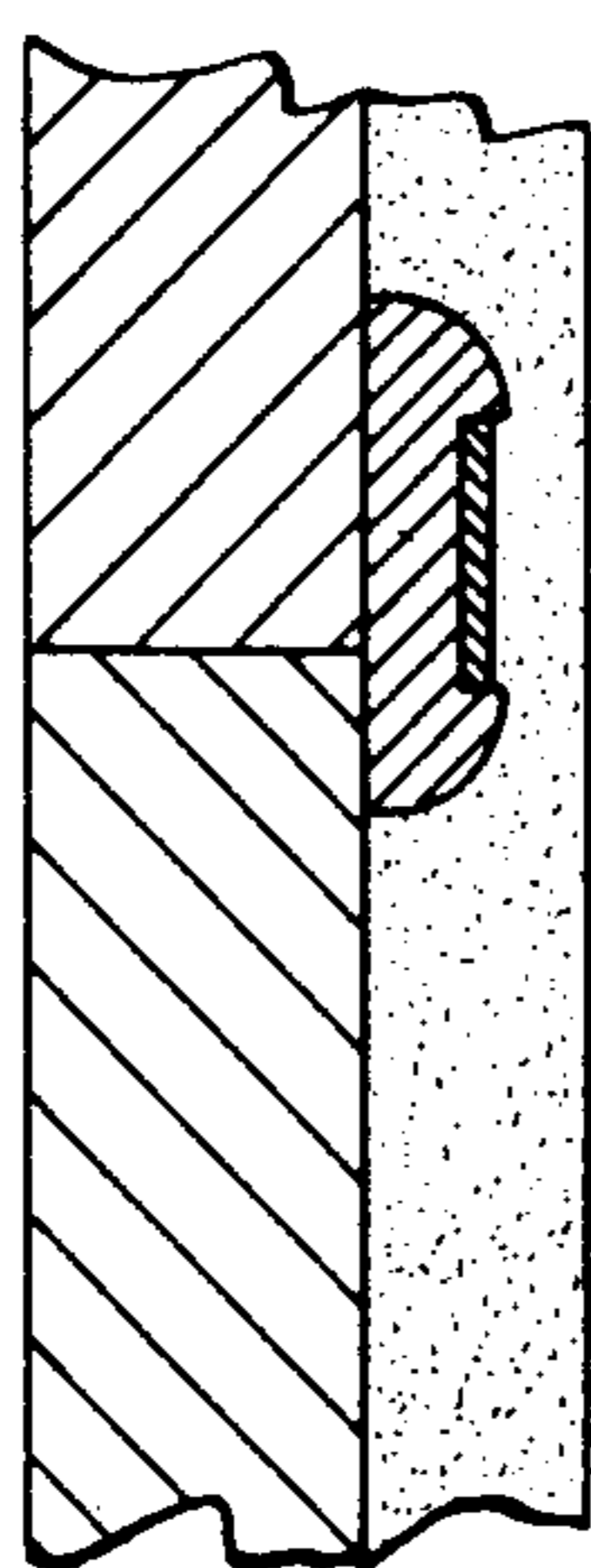


FIG. 3

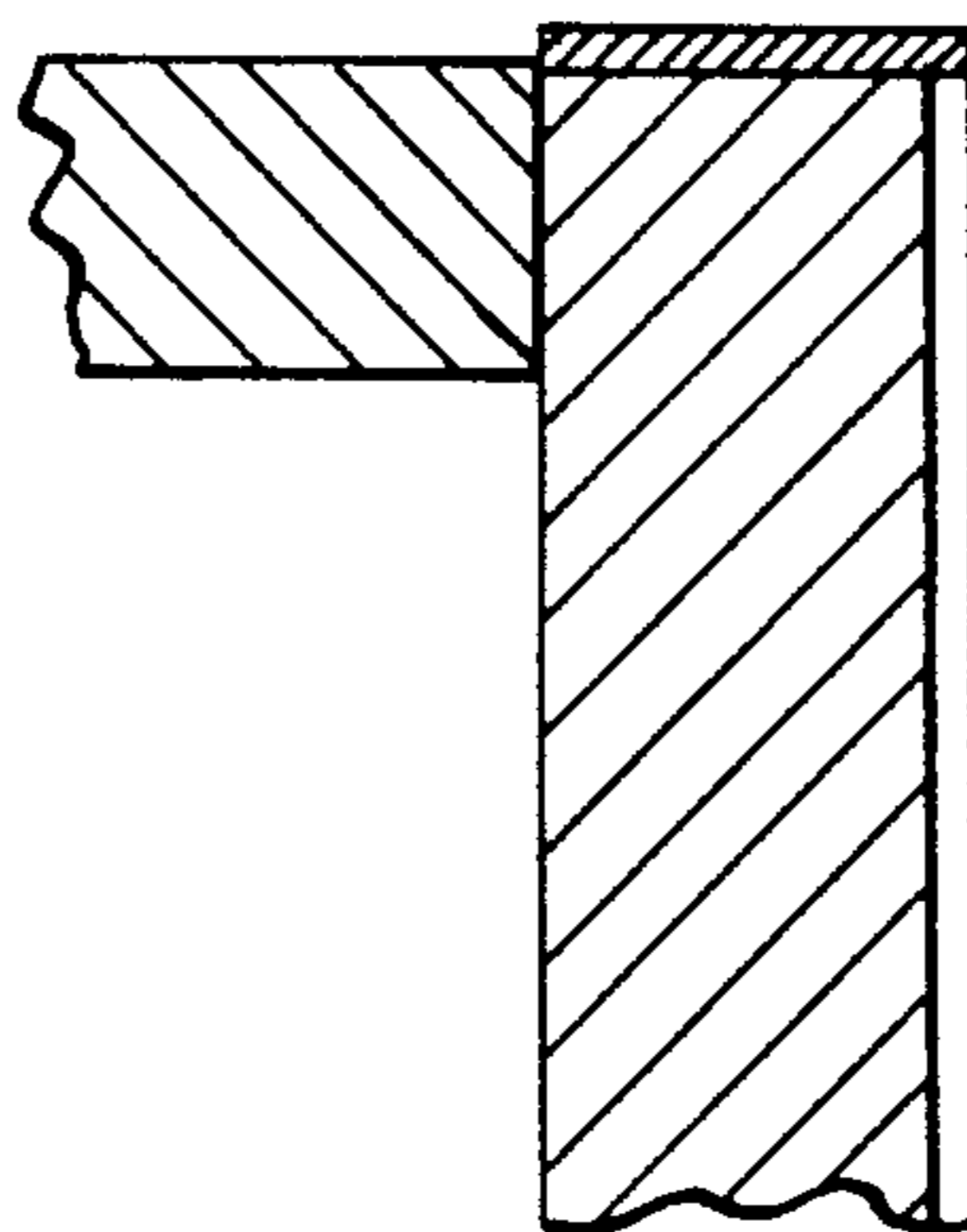


FIG. 4