

[54] **CALIPER**
 [75] Inventor: **Evelyna C. Dyson**, New York, N.Y.
 [73] Assignee: **Revlon, Inc.**, New York, N.Y.
 [**] Term: **14 Years**
 [21] Appl. No.: **894,231**
 [22] Filed: **Apr. 6, 1978**
 [51] Int. Cl. **D10-04**
 [52] U.S. Cl. **D10/73**
 [58] Field of Search **D10/73; 33/149 R, 149 A, 33/149 B, 149 C, 149 D, 149 E, 149 F, 149 G, 149 H, 149 J, 150**

558,773 4/1896 Byer 33/149 D
 677,948 7/1901 Cowart D10/73 X
 3,014,281 12/1961 Caporicci 33/149 R

FOREIGN PATENT DOCUMENTS

20148 of 1900 United Kingdom 33/149 C

Primary Examiner—Nelson C. Holtje
Attorney, Agent, or Firm—Leon E. Tenenbaum

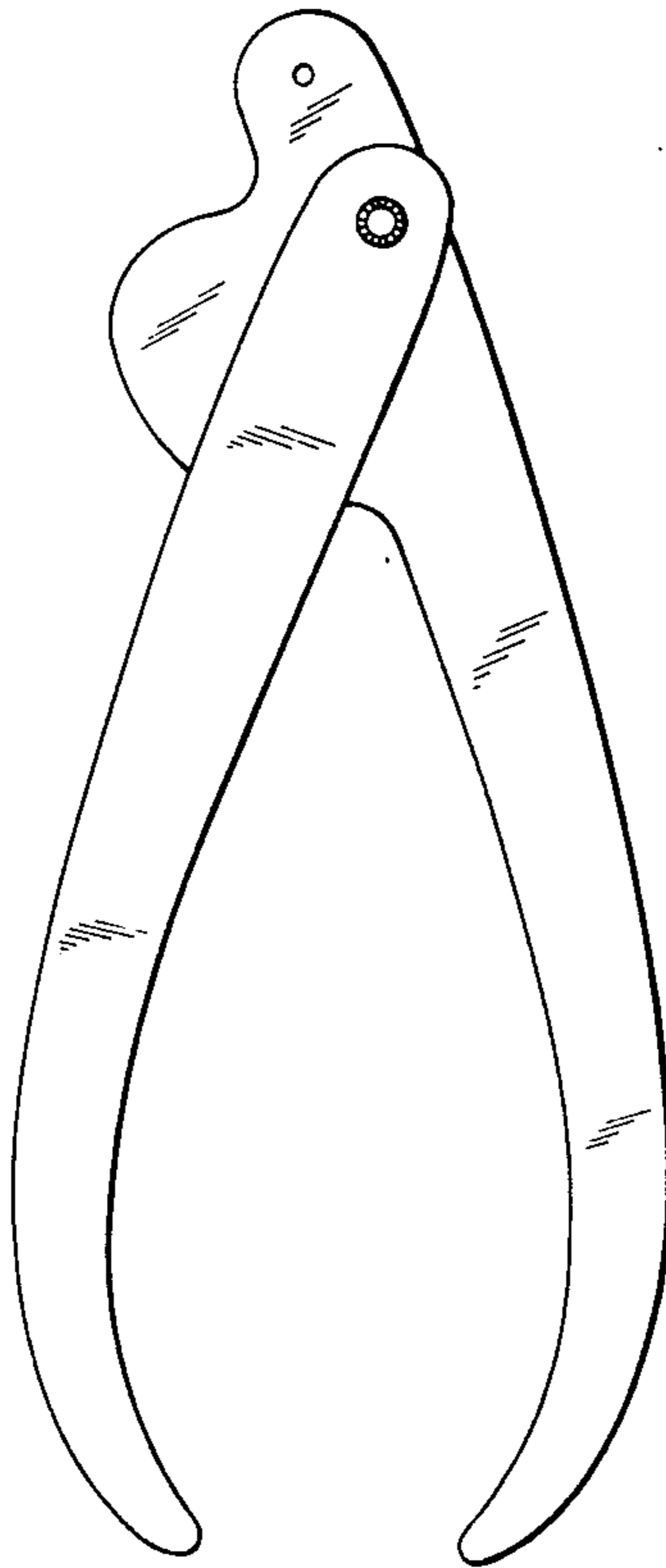
[57] **CLAIM**

The ornamental design for caliper, as shown and described.

DESCRIPTION

FIG. 1 is a front elevational view of a caliper showing my new design;
 FIG. 2 is a right side elevational view thereof;
 FIG. 3 is a top plan view thereof;
 FIG. 4 is a rear elevational view thereof;
 FIG. 5 is a left side elevational view thereof; and
 FIG. 6 is a bottom plan view thereof.

[56] **References Cited**
U.S. PATENT DOCUMENTS
 D. 50,378 2/1917 Ellis D10/73
 D. 141,865 7/1945 Smith D10/73
 D. 243,232 2/1977 Kuenzig D10/73
 447,805 3/1891 Yanda 33/149 R



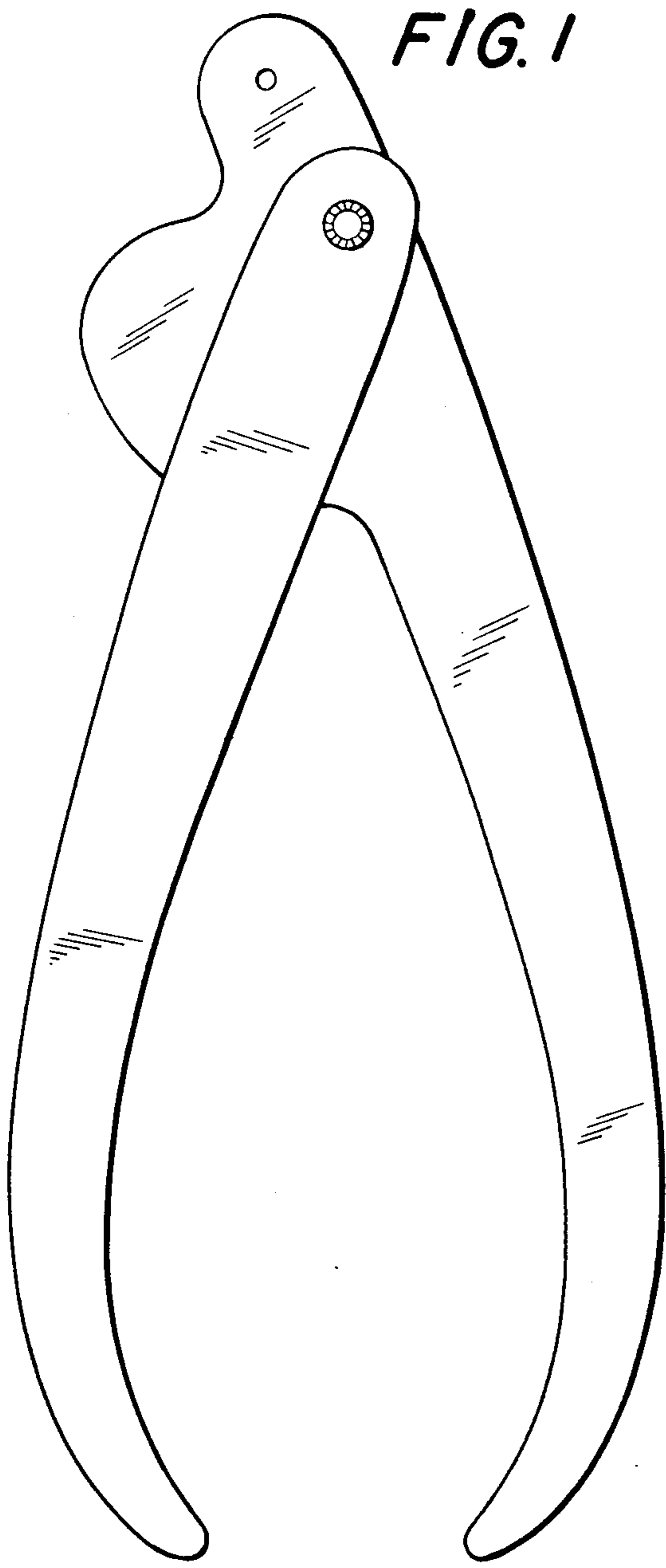


FIG. 1

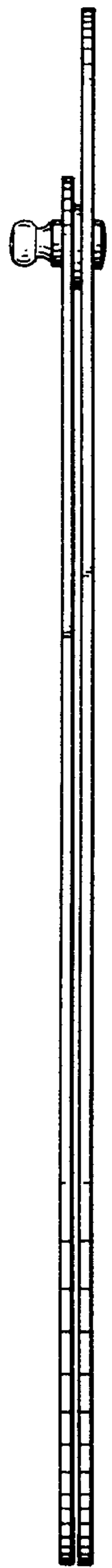


FIG. 2

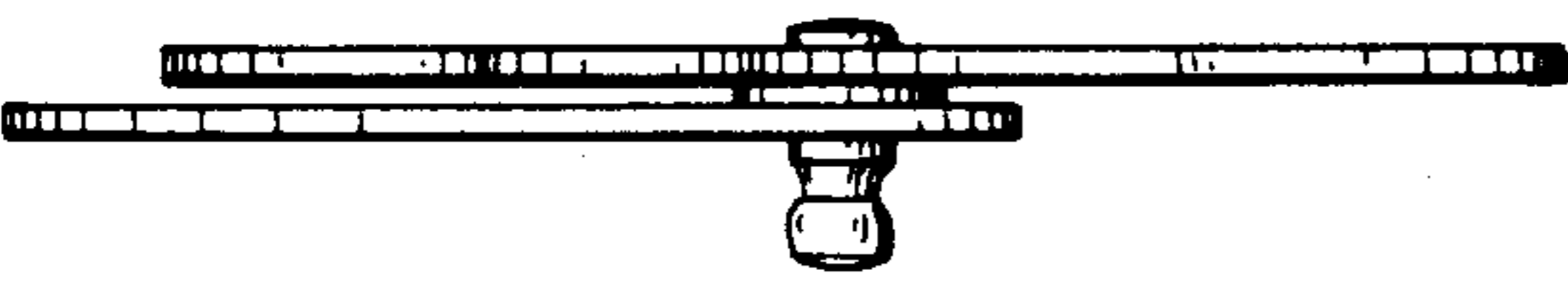


FIG. 3

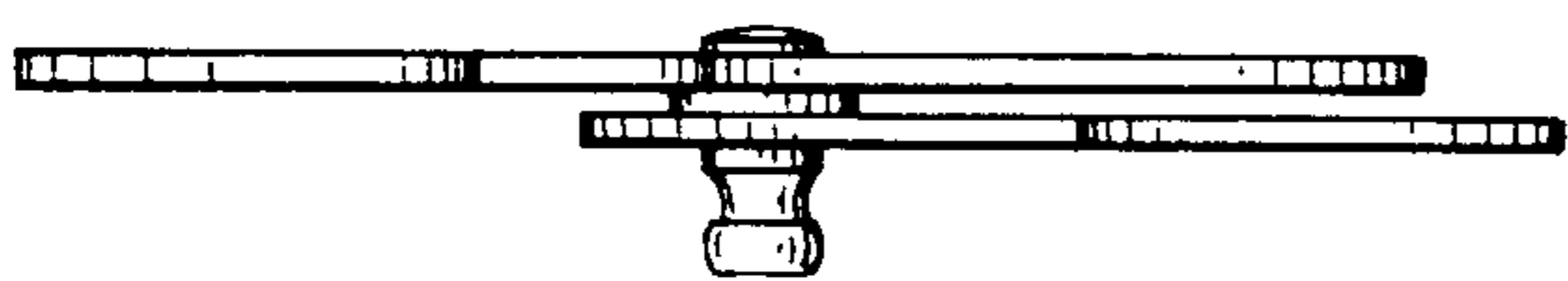

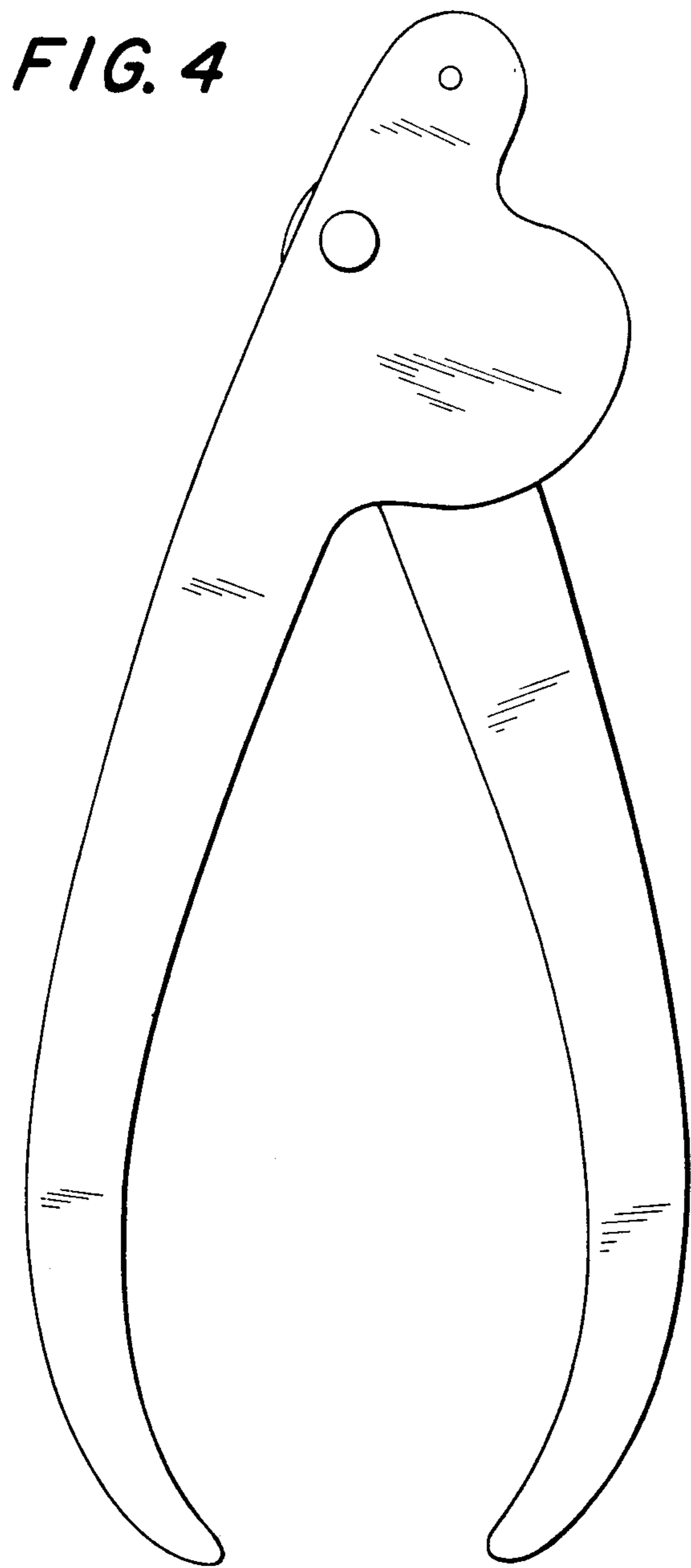


FIG. 6